

Advance Smart Irrigation System Using IOT

Kajal Muley, student, GEC Aurangabad, India

S. S. Agarwal, Professor, GEC Aurangabad, India

DEPARTMENT OF ELECTRONICS AND TELECOMMUNICATION GOVERNMENT COLLEGE OF ENGINEERING,
AURANGABAD, MAHARASHTRA STATE, INDIA

Abstract - This paper presents a smart way of the farming system using the Internet of Things {IOT} and ESP 8266 wifi module. The main purpose of this paper is to develop farming. Farming is the most common work for updating rural efficiency and in this manner development of the farming system has been a key arrangement in the improvement of cultivating in India. In this system at whatever point there is an amount change in temperature, stickiness, and current status of surrounding environmental factors, the sensors which we will use in this system detect the adjustment in temperature and moisture and gives an interface with the ESP8266. Due to the overwater usage, it affects plant growth as well as harms soil moisture and due to fermentation causes biological risks like water squandering and saltiness. This is why using this type of proposed system helps to decrease vitality, proficiency, and efficient growth of plants.

Key Words: ESP 8266, Soil moisture sensor, Water motor, Solar Panel, DHT11 Sensor.

1.INTRODUCTION

In India farming is the main occupation for a rural economy, and all its assets depend upon the farming land. Indeed, even in the advanced range of industrialization, farming is the key area that chooses the financial development of India. Farming is the most common work when comparing with other types of work in India. The Water system is the study of what's more can be done with it, making a productive, less

effort, financial water system structured in such a way that it can fit regular conditions. The development of an appropriate supply of water system and provides sufficient water to increase yield growth while harvesting. There are various types of water systems that are widely used by the farmers now a day's which can improve income as well as the growth of the yield. It is a simple project more useful in watering plants

Automatically without any human interference. This project is an excellent solution for such kind of problems. In an existing automated water management system, we cannot take decision sat that instance by taking different attributes of agriculture soil.

Many irrigation systems available such as, I. Bennis, H. Funchal, O. Zytoune, D. Aboutajdine [1] says "The Model includes soil moisture, temperature, and pressure sensors to monitor the irrigation operations. Specifically, we take into account the case where a system malfunction occurs, as when the pipes burst or the emitters block. Also, we differentiate two main traffic levels for the information transmitted by the WSN, and we use an adequate priority- based routing protocol to achieve high QoS performance".

Joaquín Gutiérrez, Juan Francisco Villa-Medina, Alejandra Nieto-Garibay, and Miguel Ángel Porta-Gándara [2]said "In this paper, the System has a distributed wireless network of soil moisture& temperature sensors placed in the root zone of plants. An algorithm was developed with threshold values of sensors that were programmed into a microcontroller-based gateway to control water quantity".

Sangamesh Malge, Kalyani Bhole, [3]said“The PIC18F4550 microcontroller interfaced with GSM module works as a brain and several sensors like temperature, level and rain works as the eyes of this ESD. If and only if the eyes of the ESD see all parameters are within a safe range, the PIC18F4550 starts the irrigation process by starting the irrigation pump. The farmer gets time to time feedback from ESD through SMS about the action that has taken place by PIC18F4550”.

Nikhil Agrawal, Smita Singhal [4]said “The commands from the user are processed at ESP8266 using a python programming language. Arduino microcontrollers are used to receive the on/off commands from the ESP8266 using ZigBee protocol”.

Pravina B. Chikankar, Deepak Mehetre, Soumitra Das [5]said “In the research field of wireless sensor network power- efficient time is a major issue which can be overcome by using ZigBee technology”.

Sneha Angal [6] said that“the paper presents a home automation system which is based on ESP8266, Arduino microcontrollers, and ZigBee and relay boards to water plants. This paper presents an efficient and fairly cheap automation irrigation system. By using a moisture sensor we will make the irrigation 12 system smart and automated. The System once installed has no maintenance cost and is easy to use”.

2. Body of Paper

At the current time, the water system supply and control in India through manual control. This type of procedure contains more water. The Automated water system provides the required amount of water which has been performed to be important in water use effectively in the farmland. These days, a few systems use innovation to decrease the number of laborers and to calculate the time required to water the plants. With this type of system, the control and supply of the water

are restricted. This automatic Water system plays a key role that is utilized unnecessarily. The Excess flow of the water system is the strategy that is utilized to water the plant. The system contains the various parts, which play their operation respective work. Through this type of system, farmers can monitor and control the flow of water from any remote location. For making and attaching this type of system over the farmland, it will cost one time only and this will consume the time and efforts of the farmer frequently over the day by day.

The main parts of this system contain the hardware structure, software part or application, connectivity, user respectively.

From the following figure, we can easily understand the system and application process which can be commonly used and monitor the data in the field

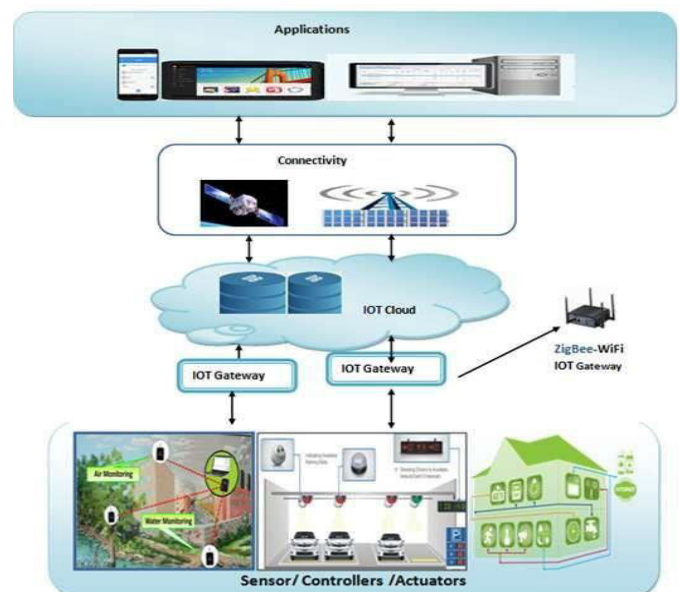


Figure 1: Applications of IOT System

3. PROPOSED SYSTEM

In this work, various types of sensors are interfaced with the ESP8266 development board, using Wi-Fi Module. ESP8266 is the core of the general existing system. The ESP8266 Model contains various improvements and new highlights. Improved force utilization, augmented network and more accurate IO

are among the upgrades to this amazing, little, and lightweight GPIO (General Purpose Input Output) pins.

The ESP8266 read the analog data which comes from the attached sensors. We attached to the ESP8266. It has just zero volts or 3.3 V. We need a 12V power adaptor or power supply to drive the overall system. All things considered, we need a driver circuit. The driver circuit takes the low-level info and gives the 12V accurate supply voltage to drive the system. We are utilizing here 2 power supplies to turn on the Water pump, hardware structure. Humidity sensor, temperature identification sensor is associated with the ESP8266 board through a comparator circuit. That advanced data is given to the ESP8266 board.

The following figure shows the flow chart of the proposed system, in which we can see the conditions appear while running the whole system.

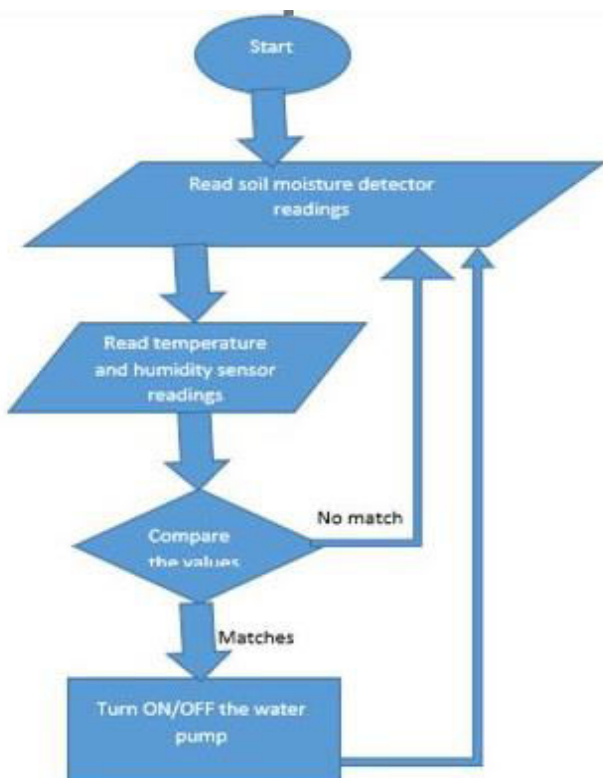


Fig -2: Flow Chart of Irrigation System

The Proposed Algorithm is as follows:-

Step (0): Initialization: Initialize the username

Step (1): browse the device info.

Step (2): Connect the ESP8266 to Wi-Fi.

Step (3): show the message with reading and detects the fault in sensors.

Step (4): transfer info to the server

Step (5): browse the command from the Server.

Step (6): Check knowledge of real-time simulation.

Step (7): Check knowledge on real-time simulation on assuming speak.

Step (8): finish.

This proposed system is very useful for time- consuming and proper growth of the yield. As a result, there is a chance to get plants or yield damaged continuously. This type of automated project is an excellent solution for such kind of problems. In an existing automated water management system, we cannot decide at that time by taking different attributes of agriculture soil. The current automated irrigation system only works on one parameter at one time. The soil has different parameters like soil moisture and temperature, humidity, etc.

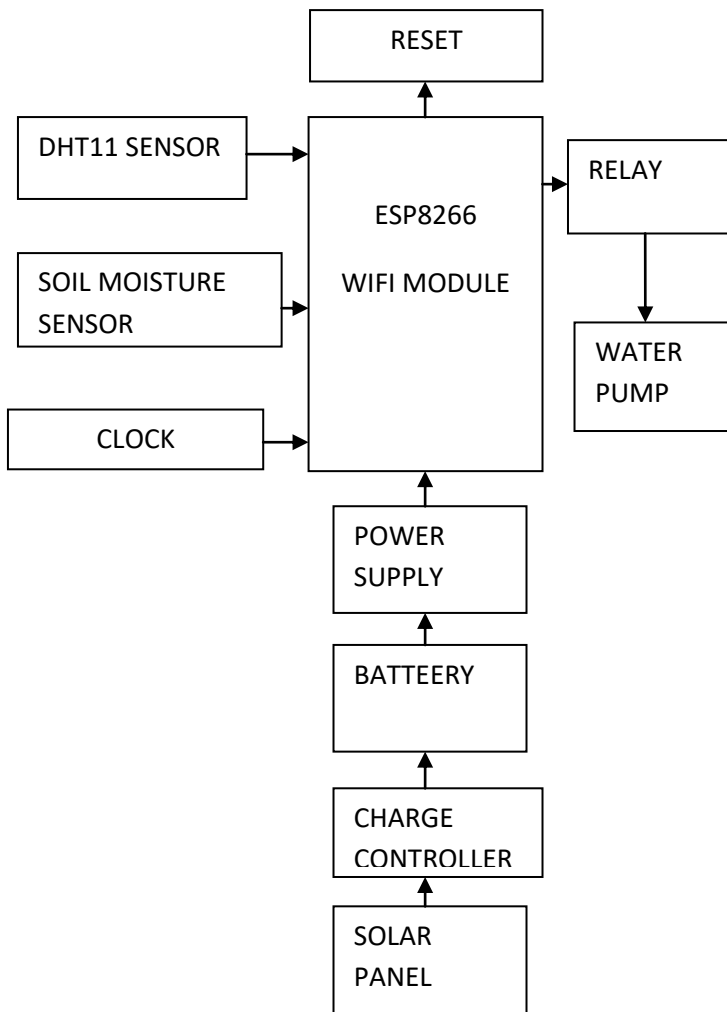


Fig3: System Block Diagram Charts

5. RESULT ANALYSIS

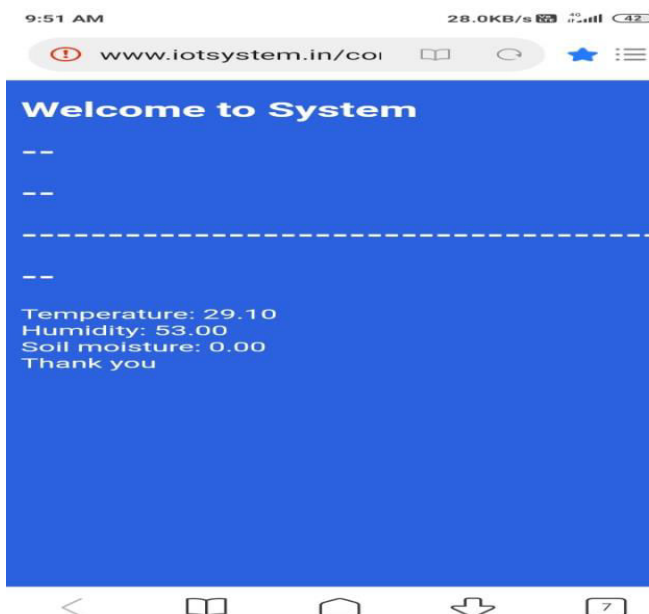
Once we tend to put on the system, then 1st put on the ESP8266 board by connecting to portable WI-FI connections. Once the WI-FI is open then the overall system device is activated and needed current for all the instrumentality in the planned system. The sensor unit senses the corresponding motor parameters and feeds to the ESP8266. ESP8266 reads the info from varied sensors and it'll analyze per the given directions. Then it shows the message with reading provides the visual illustration of device info.



Fig 4: a) setup of a proposed system

The user application will have a GUI which will show all the information to the client. The modes as determined can be chosen by the client on the application itself.

The developed system is tested under various conditions. The soil moisture test the soil for all climatic conditions and results are interpreted successfully. The moisture reading at different weather conditions is taken and updated. The wireless transmission was achieved using Wi-Fi. The data is stored in the server; the data is then retrieved successfully from the given link which is used for monitoring purposes. The soil moisture sensor value depends on the resistance of the soil. The value of the sensor varies from 0 being the wettest condition. In this work, we successfully develop a system that can help in an automated irrigation system by analyzing the moisture level of the ground. The smart irrigation system proves to be useful as it automates and regulates the watering without any manual intervention. The primary applications for this project are for farmers and gardeners who do not have enough time to water crops/plants.



b) Sensors display message with faults and readings

3. CONCLUSIONS

By making this type of automatic system, we can decrease the number of labors, also automatic water distribution system helps to improve growth and increase benefits to the farmer.

- The automated water system is practically and financially cost-effective for advancing water assets for rural development.

The system would give full control of incoming data on the IOT and control all the exercises of the water system effectively.

The main applications for this automation are for farmers and nursery workers who need more an ideal opportunity to water their harvests/plants. This system additionally covers those yields that are inefficient of water during the water system. Various water systems are overcome through manual control, in which an individual needs to water a nursery/land at ordinary periods. This procedure appears to expend more water and results in water wastage. Besides in some nursery zones where there is insufficient water storage or watering plants, the water system gets affected.

Consequently, we require a computerized or atomize structure that will proper data and control the water flow in the farmland or nursery. Installing this water system structure in farmland it spares time and guarantees productive utilization of water. Also, this automatic system and ESP8266 which guarantees provide less time for developing plants regularly.

ACKNOWLEDGEMENT

I sincerely thank my Guide, Prof. S. S. Agrawal, for

Her consistent and incredible ideas in carrying out

My research work.

REFERENCES

- 1] I. Bennis, H. Fouchal, O. Zytoune, D. Aboutajdine, "Drip Irrigation System using Wireless Sensor Networks" Proceedings of the Federated Conference on Computer Science and Information Systems, ACSIS, Vol. 5, 2015.
- 2] Joaquín Gutiérrez, Juan Francisco Villa-Medina, Alejandra Nieto-Garibay, and Miguel Ángel Porta-Gándara, "Automated Irrigation System Using a Wireless Sensor Network and GPRS Module," IEEE Transactions on Instrumentation and Measurement, vol. 63, no. 1, January 2014
- 3] Sangamesh Malge, Kalyani Bhole, "Novel, Low cost Remotely operated smart Irrigation system" 2015 International Conference on Industrial Instrumentation and Control (ICIC) College of Engineering Pune, India. May 28- 30, 2015
- 4] Nikhil Agrawal, Smita Singhal, "Smart Drip Irrigation System using ESP8266 and Arduino" International

Conference on Computing, Communication, and Automation (ICCCA2015).

5]Pravina B. Chikankar, Deepak Mehetre, Soumitra Das, “An Automatic Irrigation System using ZigBee in Wireless Sensor Network,” 2015 International Conference on Pervasive Computing (ICPC).

6]Sneha Angal “ESP8266 and Arduino Based Automated Irrigation System” International Journal of Science and Research (IJSR) Volume 5 Issue 7, July 2016