

Feasibility Analysis of Sustainable Concrete Paving Blocks Incorporating Waste Foundry Sand

Ms. Sheetal B. Sathe¹, Mrs. Ashwini R. Patil²

¹P.G. Scholar, Civil Department (C&M), D.Y. Patil College of Engineering, Akurdi, Pune, India

² Assistant Professor, Civil Department, D.Y. Patil College of Engineering, Akurdi, Pune, India

Abstract -This Annually a huge amount of WFS is generated from ferrous and non-ferrous metal casting industries around 6-10 million tons and this waste is dumped on near-by landfill sites which is really harmful and can cause adverse effects on the environmental health and rapid increase in disposal cost. Waste foundry sand is uniformly sized, high quality silica sand, combined with binders and used to form moulds of ferrous and non-ferrous castings. Foundry successfully recycles and reuses the sand many times, when it can no longer be reused in the foundry it is removed and dumped on landfill sites. Utilization of this WFS as a replacement of fine aggregate in concrete paver blocks will be helpful for both environmental and economic aspects in the construction industry in the present context of sustainability. Lots of research conducted on replacement of natural aggregate with (NA) with waste foundry sand (WFS) considering its strength parameters but prediction of durability is main aspect.

This study investigated the mechanical (compressive strength, flexural strength, water absorption strength) and durability (abrasion resistance test, RCPT test) properties of paver blocks incorporating WFS as fine aggregate replacement in various replacement percentages like 0%, 10%, 20%, 30% and 40% along with 40% GGBS and 10% fly ash as cement replacement. The compressive strength was observed to be in the range of 45.6MPa to 47.8MPa, flexural strength in the range of 3.26MPa to 4.87MPa and water absorption in 3.67 to 5.88 %. Greatest increase in strength characteristics and economic feasibility compared to conventional paver blocks is achieved at 30% incorporation of WFS along with 40% GGBS and 10% Fly ash. The inclusion of WFS and fly ash, ggbs does not affect strength properties negatively as strength remains within limit upto 40% replacement.

Key Words: Concrete paver blocks, Waste foundry sand, Mechanical properties, Durability properties, Economic feasibility.

1.INTRODUCTION

Foundry industries like iron, steel, non-ferrous metal casting industries produces a large amount of by-product material during casting process. Foundry industry utilize excellent explicit size silica sand for their trim and throwing process. Foundry effectively reuses and reuses the sand commonly, when it can never again be reused in the foundry it is expelled and dumped on landfill destinations causing natural contamination effect and corruption, this dumped sand is squander foundry sand (WFS). In India 6-10 million tons sand is discarded annually. WE are facing this major problem

today i.e. disposal of solid waste, so to produce sustainable development we have to reuse and recycle these waste materials in the construction sector in structural, non-structural construction components. To reduce this solid waste impact on environment we are trying to reuse this waste sand in non-structural member like concrete paving blocks as an alternative to fine aggregates in concrete production.

Over the past several decades, the demand for concrete has been increasing rapidly due to infrastructure development. Quick urbanization and worldwide populace development have fueled the interest for sand and rock, with somewhere in the range of 32 and 50 billion tons extricated all around every year. This causes increase in consumption of natural resources like river sand i.e. fine aggregates. Due to this enormous and huge demand fine aggregates are depleting day by day causing its scarcity. India is importing river sand (3million tons in 2018 from various countries) to satiate the growing demand of its construction industry and to keep soaring sand prices in check. However, imports alone won't get the job done without viable execution of guidelines and advancement of elective development materials.

Thus, we are attempting to utilize this WFS as fine totals substitution in non-auxiliary segment for example Concrete Paver Blocks. Today concrete paver squares are the most favored decision for clearing of trails, parking garages, transport stops, enterprises, and so forth. Solid Paving Blocks were first produced in the Netherlands in 1924. The overall pattern towards beautification of city asphalts, the increasing expense of bitumen as a clearing material and the quick increment in development and upkeep cost have urged originators to substitute clearing material, for example, solid squares.[2]

SIGNIFICANCE OF STUDY

This research work is carried out to obtain feasibility data i.e. its strength, durability and economic data on concrete paver blocks which are green paver blocks with waste foundry sand as fine aggregate replacement and combine use of fly ash and ggbs as cement replacement. The results of this research will be helpful to produce sustainable concrete paver blocks with low cement content including reuse and recycle of waste material which is abundantly found. This study would lead to cost saving, material saving and environmental pollution saving.

2. SYSTEM DEVELOPMENT

2.1. Material Specifications

1. Cement

Ordinary Portland cement of 43 grade conforming to IS:12269-1987 is used in manufacturing the concrete paver blocks of research work.

2. GGBS

GGBS is the material left after extraction of iron from iron ore. It is one of the source materials to produce a cementless binder. Ground granulated blast furnace slag is obtained from Guru Corporation, Ahmedabad.

3. Fly Ash

Fly ash used in this research work is class-F fly ash obtained from Sai Vision Creators, Pimpri, Pune.

4. Waste Foundry Sand (WFS)

Waste foundry sand used in this research work is obtained from Aum Enterprises, Bhosari, Pune. Specific gravity and water absorption of used WFS is 2.29 & 1.97% respectively. The chemical composition of WFS is mentioned in following table.

Table- 1: Chemical composition of WFS as per IS:4032

Sr. No.	Chemical constituent	Unit	Test results
1	SiO ₂	%	93.82
2	Al ₂ O ₃	%	2.11
3	Fe ₂ O ₃	%	0.56
4	MgO	%	0.76
5	CaO	%	1.36
6	SO ₃	%	0.12

5. Fine Aggregates

Fine aggregate used in manufacturing of paver blocks is passing through 4.75mm sieve conforming to zone II of IS:383-1970 and obtained from S.R. Industries, Bhavdi Road, Wagholi, Pune. Specific gravity and water absorption of used F.A. is 2.74 & 2% respectively.

6. Coarse Aggregate

Coarse aggregate used in the manufacturing of paver blocks is 12mm crushed sand obtained from S.R. Industries, Bhavdi Road, Wagholi, Pune. Specific gravity and water absorption of C.A. is 2.76 & 0.25% respectively.

2.2. Mix Proportions

Table-2: Mix Proportion for Conventional (M40 Grade)

Ingredients	SSD weight (kg/m ³)
Cement	400 kg/m ³
Water	155.82 kg/m ³
Fine Aggregate	595.56 kg/m ³
Coarse Aggregate	1174.104 kg/m ³
W/C Ratio	0.36
Chemical	4 kg/m ³

(Notations used in table) Conventional paver blocks= S1

0%WFS& 40%GGBS+10%Fly ash= S2 M1

10%WFS& 40%GGBS+10%Fly ash= S2 M2

20%WFS& 40%GGBS+10%Fly ash= S2 M3

30%WFS& 40%GGBS+10%Fly ash= S2 M4

40%WFS& 40%GGBS+10%Fly ash= S2 M5

Table-3: Mix Proportion for casting 1 batch of paver block

Details of replacement	S 1	S2M1	S2M2	S2M3	S2M4	S2 M5
W/C Ratio	0.36	0.36	0.36	0.36	0.36	0.36
Cement(kg)	15	7.5	7.5	7.5	7.5	7.5
GGBS (kg)	-	6	6	6	6	6
Fly ash(kg)	-	1.5	1.5	1.5	1.5	1.5
Coarse Agg(kg)	60	60	60	60	60	60
Fine Agg(kg)	40	40	36	32	28	24
WFS (kg)	-	-	4	8	12	16
Water(kg)	15	15	15	15	15	15
Chemical(kg)	2.5	2.5	2.5	2.5	2.5	2.5

2.3. Specimen casting & curing

The paver blocks casted are of M-40 Grade concrete having thickness of 80mm as per IS:15658-2006. The material was mixed in concrete mixture and filled in molds next vibrated on table kept for 48hrs and then demolded. Then cured in water for 1,7&28 days to perform mechanical and durability tests. The size of zig zag pavers is 250mmX120mmX80mm. Size of RCPT specimen is 100mmX50mm.

2.4. Results and Discussions

A. Workability

Table- 4: Workability test results

Details of Replacement		Slump(mm)
Conventional paver blocks (0% Replacement)	S1	0mm
0% WFS & 40% GGBS+10% Fly ash	S2 M1	0mm
10% WFS & 40% GGBS+10% Fly ash	S2 M2	60mm
20% WFS & 40% GGBS+10% Fly ash	S2 M3	40mm
30% WFS & 40% GGBS+10% Fly ash	S2 M4	20mm
40% WFS & 40% GGBS+10% Fly ash	S2 M5	20mm

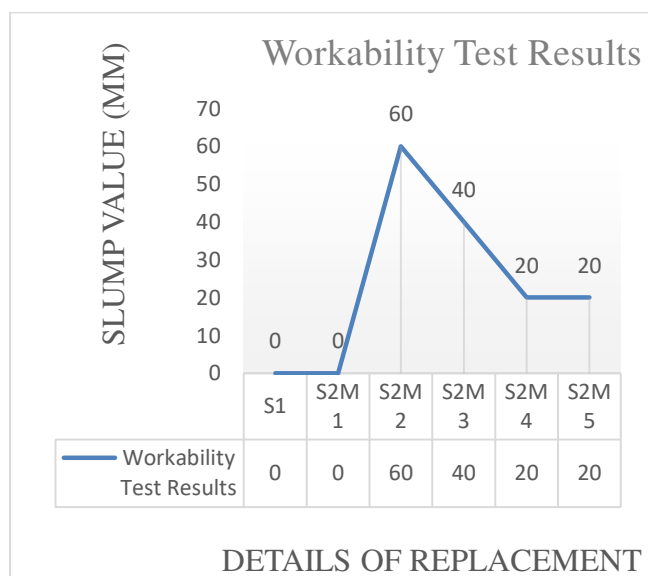


Chart 1: Workability

B. Water absorption test

Table- 5: Water absorption test results

Details of replacement	Notation	Water absorption test results (%)	
		1 Day	28 Days
Conventional paver blocks (0% Replacement)	S1	4.96	5.91
0% WFS & 40% GGBS+10% Fly ash	S2 M1	2.57	3.67
10% WFS & 40% GGBS+10% Fly ash	S2 M2	3.35	4.57
20% WFS & 40% GGBS+10% Fly ash	S2 M3	3.58	5.39
30% WFS & 40% GGBS+10% Fly ash	S2 M4	4.49	5.47
40% WFS & 40% GGBS+10% Fly ash	S2 M5	4.82	5.88

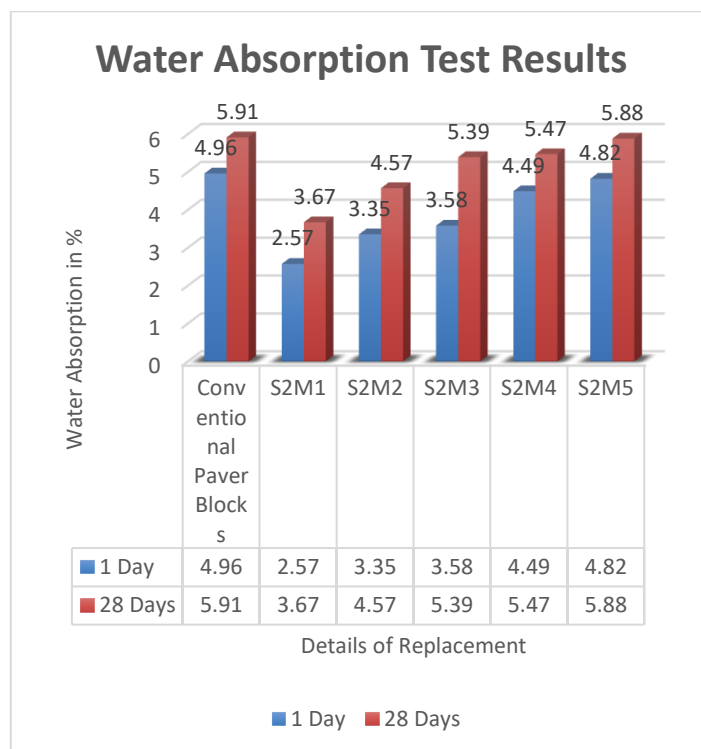


Chart 2: Water absorption results

C. Compressive strength test

Table- 6: Compressive strength test results

Details of replacement	Notation	7 Days (N/mm ²)	28 Days (N/mm ²)
Conventional Paver Blocks (0%Replacement)	S1	35.74	51.43
0% WFS & 40% GGBS+10% Fly ash	S2M1	31.76	45.6
10%WFS& 40% GGBS+10% Fly ash	S2M2	26.32	45.8
20%WFS& 40% GGBS+10% Fly ash	S2M3	28.64	46.7
30%WFS& 40% GGBS+10% Fly ash	S2M4	30.12	47.8
40%WFS& 40% GGBS+10% Fly ash	S2M5	26.45	47.0

D. Flexural strength test

Table- 7: Flexural strength test results

Details of replacement	Notation	7 Days (N/mm ²)	28 Days (N/mm ²)
Conventional Paver Blocks (0%Replacement)	S1	4.91	5.32
0% WFS & 40% GGBS+10% Fly ash	S2M1	3.54	4.65
10%WFS& 40% GGBS+10% Fly ash	S2M2	2.68	3.26
20%WFS& 40% GGBS+10% Fly ash	S2M3	2.91	3.89
30%WFS& 40% GGBS+10% Fly ash	S2M4	3.38	4.87
40%WFS& 40% GGBS+10% Fly ash	S2M5	3.05	4.71

Compressive Strength Test Results

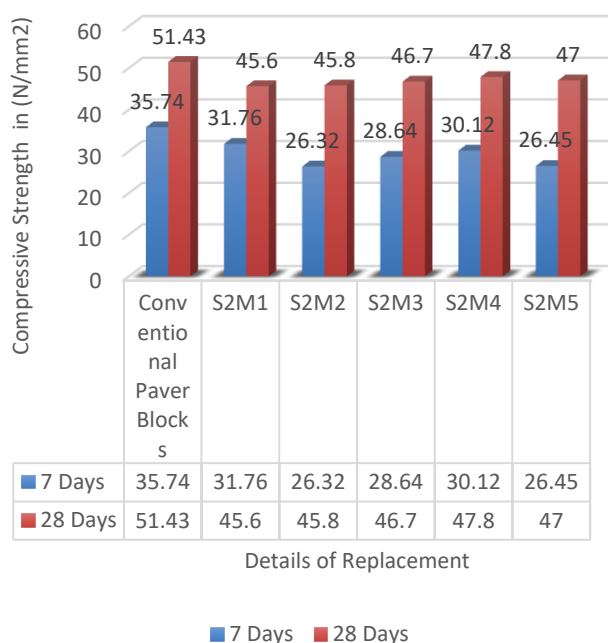


Chart 3: Compressive strength test results

Flexural Strength Test Results



Chart 4: Flexural strength test results

E. Abrasion resistance test

Table- 8: Abrasion resistance test results

Details of Replacement		Abrasion wearing thickness (mm) 28 Days
Conventional Paver Blocks (0%Replacement)	S1	3.21
0% WFS & 40% GGBS+10% Fly ash	S2 M1	3.08
10% WFS & 40% GGBS+10% Fly ash	S2 M2	2.83
20% WFS & 40% GGBS+10% Fly ash	S2 M3	2.42
30% WFS & 40% GGBS+10% Fly ash	S2 M4	2.085
40% WFS & 40% GGBS+10% Fly ash	S2 M5	2.21

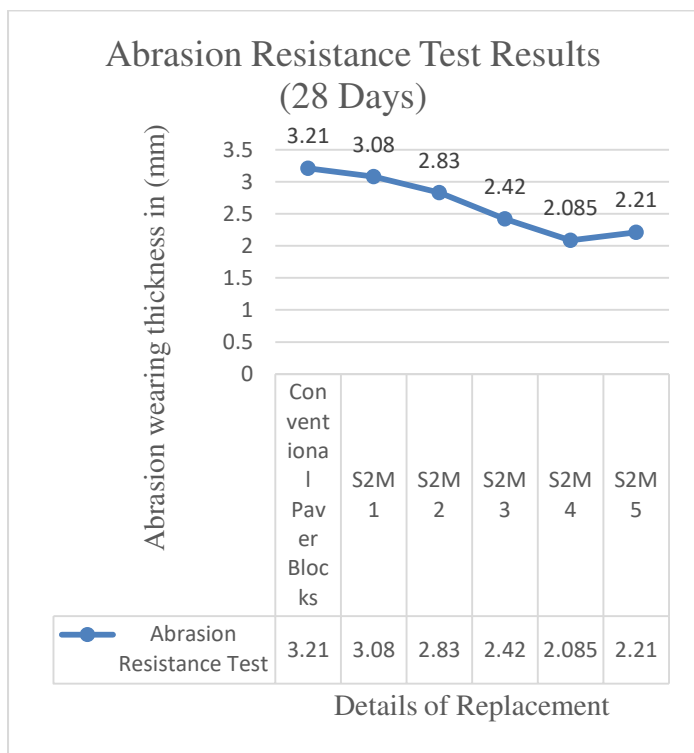


Chart 5: Abrasion resistance test results

Table- 9: RCPT test results

Details of Replacement		RCPT Test Result (Coulomb) 28 Days
Conventional Paver Blocks (0%Replacement)	S1	1648.8
0% WFS & 40% GGBS+10% Fly ash	S2 M1	1723
10% WFS & 40% GGBS+10% Fly ash	S2 M2	1561
20% WFS & 40% GGBS+10% Fly ash	S2 M3	1342
30% WFS & 40% GGBS+10% Fly ash	S2 M4	1257
40% WFS & 40% GGBS+10% Fly ash	S2 M5	1288

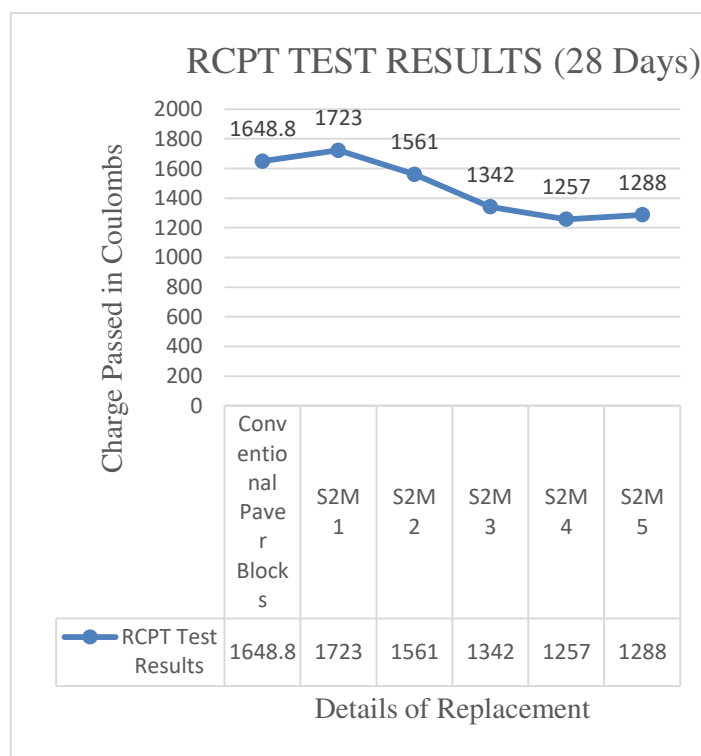


Chart 6: RCPT test results

F. RCPT test



Fig. 1- Material Testing



Fig. 2- Manufactured paver blocks



Fig. 3- Concrete mixing



Fig. 4- Performing slump cone test



Fig. 5- Compressive strength test

2.5. Cost Evaluation

Table- 10:Cost for conventional concrete paver block manufactured for research work

Elements	Quantity(kg)	Price/kg	Total price (Rs)
Cement	90	6.3	567
Coarse Aggregate	360	0.5	180
Fine Aggregate	240	3.1	744
Water	90	1	90
Chemical	15	45	675
Total Cost			Rs. 2256

Table- 11:Cost for new combination S2 M4(with max strength value 30%WFS+40%GGBS+10%Fly ash) concrete paver block manufactured for research work

Elements	Quantity(kg)	Price/kg	Total price (Rs)
Cement	45	6.3	283.5
Fly ash	9	1.8	16.2
GGBS	36	2.1	75.6
Coarse Aggregate	360	0.5	180
Fine Aggregate	168	3.1	520.8
WFS	72	-	-
Water	90	1	90
Chemical	15	45	675
Total Cost			Rs. 1841

- Total no. of blocks casted = 132
- Cost of 132 blocks as per conventional materials = RS. 2256
- Cost of 132 blocks as per waste materials utilization = RS. 1841
- Cost reduction in % = $\frac{2256-1841}{2256} = 18.39\%$

3. CONCLUSIONS

From the literature collected and studied regarding various sustainable materials used in the concrete paver blocks in context of achieving sustainability development and beneficial reuse of waste materials, the following conclusions are drawn.

- All these waste materials can beneficially use in construction of concrete paver blocks so; it will result into economic feasibility. It will also reduce natural resources consumption and illegal dumping of hazardous waste material which are causing serious health and environment issues.
- Production of 1 ton of cement produces almost 1 ton of CO₂ which is contributing in 7-8% CO₂ emission globally cause increasing global warming day by day, by using GGBS and fly ash up to 50% we can definitely reduce cement consumption to the greater extent.
- Workability of concrete decreases as percentage of waste foundry sand increases from 10% to 40%. Minimum value of slump i.e. 20mm is observed at 30% and 40% WFS content.
- Water absorption values of concrete paver blocks increases as percentage of WFS increases but it is less than water absorption of conventional paver blocks at both 7 and 28 days. Water absorption at 30% WFS and 40%GGBS, 10% fly ash content reduced by 9.47% and 7.44% at 7 and 28 days than conventional pavers respectively.
- Maximum compressive strength was obtained at 30% WFS and 40%GGBS, 10% fly ash along 0% to 40% replacement of WFS i.e. 30.12 N/mm² and 47.8 N/mm² at 7 and 28 days respectively.
- Maximum flexural strength was obtained at 30% WFS and 40%GGBS, 10% fly ash along 0% to 40% replacement of WFS i.e. 3.38 N/mm² and 4.87 N/mm² at 7 and 28 days respectively.
- Resistance to chloride ion penetration increases as WFS content increases from 0% to 40% maximum resistance occurred at 30% WFS content which is greater by 23.76% than conventional paver block and the charge passed is 1257 coulomb.
- Utilization of waste materials like WFS, fly ash and GGBS provided great extent of economic feasibility as the results clearly shows there is reduction in cost of 18.39% in paver blocks manufactured with 30% WFS and 40%GGBS, 10%fly ash than the conventional paver blocks.

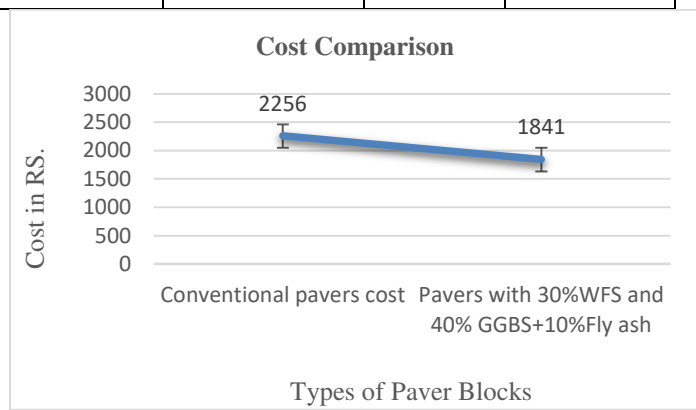


Chart 7: Cost Analysis

ACKNOWLEDGEMENT

The work presented in this paper was supported by the D.Y. Patil College of Engineering, Pune, India. We would like to express our gratitude towards Sai Vision Creators for allowing us to manufacture the paver blocks for thesis work. Authors would like to acknowledge all the higher authorities of the institution for their support to carry out this research.

REFERENCES

- 1) Neslihan Doğan-Sağlamtimur "Waste Foundry Sand Usage for Building Material Production: A First Geopolymer Record in Material Reuse" Hindawi Advances in Civil Engineering Volume 2018
- 2) Kewal, Sanjay K. Sharma And Himmi Gupta "Development of Paver Block by Using Foundry Sand Based Geopolymer Concrete", 2015
- 3) Gurpreet Singh, Rafat Siddique "Abrasion resistance and strength properties of concrete containing waste foundry sand (WFS)", 2012
- 4) N. Gurumoorthy, K. Arunachalam "Durability studies on concrete containing treated used foundry sand", 2019
- 5) Piotr Smarzewski, Danuta Barnat-Hunek "Mechanical and durability related properties of high-performance concrete made with coal cinder and waste foundry sand", 2016
- 6) Gurpreet Singh, Rafat Siddique "Effect of WFS as partial replacement of sand on strength, ultrasonic pulse velocity and permeability of concrete", 2012
- 7) Thiruvengadam Manoharan, Dharmothiran Lakshmanan, Kaliyannan Mylasamy, Pandian Sivakumar, Anirbid Sircar "Engineering properties of concrete with partial utilization of used foundry sand", 2018
- 8) Yucel Guney a, Yasin Dursun Sari b, Muhsin Yalcin a, Ahmet Tuncan a, Senayi Donmez "Re-usage of waste foundry sand in high-strength concrete", 2010
- 9) Bavita Bhardwaj, Pardeep Kumar "Comparative study of geopolymer and alkali activated slag concrete comprising waste foundry sand", 2019
- 10) Wei-Hao Lee, Jhi-Hao Wang, Yung-chin-Ding, Ta-Wui Cheng, "Study on characteristics and microstructure of GGBS/FA based geopolymer paste and concrete", 2019
- 11) Faris Matalkah, Parviz Soroushian "Freeze-thaw and deicer salt scaling resistance of concrete prepared with alkali aluminosilicate cement", 2018
- 12) Renda Zhao, Yuan Yuan, Zhengqing Cheng, Tian Wen, Jian Li, Fuhai Li, Zhongguo John Ma "Freeze-thaw resistance of Class F fly ash-based geopolymer concrete", 2019
- 13) Ganesan Lavanya, Josephraj Jegan "Durability study on high calcium fly ash based Geopolymer Concrete", 2015
- 14) Abdulrezak Bakis "Increasing the durability and freeze-thaw strength of concrete paving stones produced from ahlat stone powder and marble powder by special curing method", 2019
- 15) F.J. Vazquez-Rodriguez, J. Valadez-Ramos, R. Puente-Ornelas, J.E. Contreras, A. Arato, Eden A. Rodriguez. "Nonferrous waste foundry sand and milling fly ash as alternative low mechanical strength materials for construction industry: effect on mortars at early ages." Romanian Journal of Materials 2018, 48 (3), 338 – 345.
- 16) J. Guru Jawahar, G. Mounika. "Strength properties of fly ash and ggbs based geo polymer concrete." Asian journal of civil engineering (BHRC) vol. 17, no. 1 (2016).
- 17) Alikbar Gholampour, Togay Ozbakkaloglu. "Performance of sustainable concretes containing very high-volume class-F fly ash and ground granulated blast furnace slag." Journal of cleaner production 162 (2017) 1407-1417.
- 18) Dali Bondar, Muhammed Basheer, Sreejith Nanukuttan. "Suitability of alkali activated slag/fly ash (AA-GGBS/FA) concretes for chloride environments: Characterisation based on mix design and compliance testing. Construction and Building Materials" 216(2019) 612-621.
- 19) Dibyendu Adak, Saroj Mandal. "Strength and durability performance of fly ash-based process-modified geopolymer concrete." Journal of Materials in Civil Engineering, © ASCE, 2019, 31(9): 04019174.
- 20) M. Elchalakani, M. Dong, A. Karrech, G. Li, M. S. Mohamed Ali, T. Xie, B. Yang. "Development of Fly Ash-and Slag-Based Geopolymer Concrete with Calcium Carbonate or Microsilica." Journal of Materials in Civil Engineering, © ASCE, 2018, 30(12): 04018325.
- 21) Chee Ban Cheah, Ling Ling Tiong, Eng Poh Ng, Chuan Wei Oo. "The engineering performance of concrete containing high volume of ground granulated blast furnace slag and pulverized fly ash with polycarboxylate-based superplasticizer." Construction and Building Materials 202 (2019) 909-921.
- 22) Kirubajini Pasupathy, Marita Berndt, Jay Sanjayan, Pathmanathan Rajeev, Didar Singh Cheema. "Durability performance of precast fly ash-based geopolymer concrete under atmospheric exposure conditions." Journal of Materials in Civil Engineering, © ASCE, 2018, 30(3): 04018007.
- 23) P. Pavithra, M. Srinivasula Reddy, Pasla Dinakar, B. Hanumantha Rao, B.K. Satpathy, A.N. Mohanty. "A mix design procedure for geopolymer concrete with fly ash." Journal of cleaner production 133(2016) 117-125.
- 24) Ramamohana Reddy Bellum, Karthikeyan Muniraj, Sri Rama Chand Madduru. "Investigation on modulus of elasticity of fly ash-ground granulated blast furnace slag blended geopolymer concrete." Materials Today: Proceedings, November 2019.
- 25) S. M. Alamgir Kabir, U. Johnson Alengaram, Mohd Zamin Jumaat, Afia Sharmin, Azizul Islam. "Influence of Molarity and Chemical Composition on the Development of Compressive Strength in POFA Based Geopolymer Mortar." Advances in Materials Science and Engineering January 2015.
- 26) Mohamed Elchalakani, Hakan Basarir, Ali Karrech. "Green concrete with high-volume fly ash and slag with recycled aggregate and recycled water to build

- future sustainable cities.” Journal of Materials in Civil Engineering, © ASCE, 2017, 29(2): 04016219.
- 27) Ali rafeet, Raffaele Vinai, MariosSoutsos, Wei Sha. “Guidelines for mix proportioning of fly ash/GGBS based alkali activated concretes.” Construction and Building Materials 147(2017) 130-142.
 - 28) Anthony Torres, Laura Bartlett, Cole Pilgrim. “Effect of foundry waste on the mechanical properties of Portland Cement Concrete. Construction and Building Materials.” 135 (2017) 674-681.
 - 29) Rafat Siddique, Yogesh Aggarwal, Paratibha Aggarwal, El-Hadj Kadri, Rachid Bennacer. “Strength, durability and micro structural properties of concrete made with used-foundry sand (UFS), Construction and Building Materials” 25 (2011) 1916-1925.
 - 30) Rafat Siddique, Geert de Schutter, Albert Noumowe. “Effect of used-foundry sand on the mechanical properties of concrete.” Construction and building materials 23 (2009) 976-980.
 - 31) Gurdeep Kaur, Rafat Siddique, Anita Rajor. “Influence of fungus on properties of concrete made with waste foundry sand.” Journal of Materials in Civil Engineering, © ASCE 2013, 25(4): 484-490.
 - 32) Thiruvengadam Manoharan, Dharmothirani Lakshmanan, Kaliyannan Mylsamy, Pandian Sivakumar, Anirbid Sircar. “Engineering properties of concrete with partial utilization of used foundry sand.” Waste Management 71 (2018) 454-460.
 - 33) Gustavo J.L. Coppio, Maryangela Geimba de Lima, Julia W. Lencioni, Luciana S. Cividanes, Paulo P.O.L. Dyer, Silvelene A. Silva. “Surface electrical resistivity and compressive strength of concrete with the use of waste foundry sand as aggregate.” Construction and Building Materials 212 (2019) 514-521.
 - 34) G. Ganesh Prabhu, Jung Hwan Hyun, Yun Yong Kim. “Effects of foundry sand as a fine aggregate in concrete production.” Construction and Building Materials 70 (2014) 514-521.
 - 35) Miguel Angelo Mastella, Edivelton Soratto Gislón, Fernando Pelisser, Claudio Ricken, Luciano da Silva, Elidio Angioletto, Oscar Rubem Klegues Montedo. “Mechanical and toxicological evaluation of concrete artifacts containing waste foundry sand.” Waste Management (2014).
 - 36) T. Janardhanan, V. Ramasamy. “Properties of foundry sand, ground granulated blast furnace slag and bottom ash based geopolymers under ambient conditions.” (2016) 1-10.
 - 37) IS 4031(Part IV)1998, “Methods of physical tests for hydraulic cement. Part 4 determination of consistency of standard cement paste.”
 - 38) IS 4031(Part I)1998, “Method of physical tests for hydraulic cement part 1 determination of fineness by dry sieving.”
 - 39) IS 4031(Part V)1998, “Methods of physical tests for hydraulic cement part 5 determination of initial and final setting times.”
 - 40) IS 2386(Part III) 1963. “Methods of test for aggregates for concrete part 3 specific gravity, density, voids, absorption and bulking.”
 - 41) IS 2386(Part IV) 1963. “Methods of test for aggregates for concrete part 4 mechanical properties.”
 - 42) IS 15658:2006. “Precast concrete blocks for paving — specification.”
 - 43) IS 4032:1985. “Method of chemical analysis of hydraulic cement.”
 - 44) IS 8112:1989. “Ordinary Portland Cement, 43 grades — specification.”
 - 45) IRC: SP:63-2004. “Guidelines for the use of interlocking concrete block pavements.”
 - 46) IS 456:2000. “Plain and reinforced concrete - code of practice.”
 - 47) IS 10262:2009. “Concrete mix proportioning — guidelines.”

BIOGRAPHIES



Ms. Sheetal B. Sathe, P.G. Scholar, ME (C&M), B.E. (Civil), Published paper in International conference ICAMBC 2020 and Journal.



Mrs. Ashwini R. Patil, Assistant professor, ME CM, published papers in National and International Journal and filled patent.