

Resume Builder Responsive Website

Shivani Bawanthade, Kiran Bhanarkar, Kartik Khotele, Komal Nikhade,

Pravin Singh, Jyoti C. Kolte (Asst Prof, P.C.E. Nagpur)

Abstract - The purpose of Online Resume Builder is to automate the existing manual system by the help of computer and equipments and further edged computer software, fulfilling their requirements, so that their valuable data information can be stored for a longer period with easy accessing and manipulation of the same. The required as and hardware are easily available and easy to work with.

Online Resume Builder, as described above, can lead to error free secure reliable and fast management system can assist the user to concentrate on the other activities rather to concentrate on the record keeping Thus it will help organization in better utilization of resources. The organization can maintain computerized records without redundant entries. That means that one need not be distracted by information that is not relevant while being able to reach the information.

The aim is to automate its existing manual system by the help of computer equipments and full-fledged computer software, fulfilling their requirements so that their valuable information can be stored for a longer period with easy accessing and manipulation of the same Basically the project describes how to manage for good performance and better services for the clients.

Keywords – Resume , Sql, Job search, Subdomain, Predictive Keyword Data Search.

1. INTRODUCTION

An online resume builder is a software developed to simplify the task of creating a resume for individuals. The application provides an effective means of designing desired resume in fact a professional looking resume. The system is flexible to be used and reduces the need of thinking and designing an appropriate resume according to qualifications. Usually individuals get confused while creating a resume especially for a novice person such as graduate students. They don't get a clear idea of what things and information must be included in a resume. Hence the system is developed to provide them an easy way for creating a professional looking resume.

This project is user-friendly and requires minimum human intervention. Individuals just have to fill up a form that specifies questions from all required fields such as personal questions, educational, qualities, interest, skills and so on. The answers provided by the users are stored and the system automatically generates a well structured resume. Users have option to create resume in any format and file.

Every organization, whether big or small, has challenges to overcome and managing the information of Job, Resume, Skill, Individual, Jobseeker. Every Online Resume Builder has different Resume needs therefore we design exclusive employee management systems that are adapted to your managerial requirements.

the resume of the student is filled by themselves own. They can add their own fields if they have any other achievements too. They can also set the priorities of their fields by their own. There is a various feature like premium and themes also. Themes work as the resume that is made by the user can build in various formats we can call it as a theme. The themes will help to decorate and to show the resume in a different format that will look appropriate to see the profile of the another person.

The resume that is store in the format of soft copy in the portal that in colleges that are useful for the colleges and the companies that are coming to the campus also. When the companies are coming to the campus they have their different criteria. So in our portal, the HR of any of the company can filter the resume according to their criteria. Filtering is available for the profile as well as for the percentage criteria. Suppose that any company has the criteria of 60%. When any HR want the student that have the criteria of 60% they will find by students having criteria of 60% and they will found that the list of students. Our resume portal minimizes the manual work which is time-consuming. And the profile filter is available for the different categories of a job for ex. web developer, web designer etc.

1.1 Problem Statement

There is lack of facility to provide subdomain for a resume. There are various websites of resume builder available on the internet, but the concept of unique subdomain was not there. So in this resume portal, we have provided the concept of unique subdomain so that it will be easy for the user to share his/her resume anywhere and at any time, and again it will be easy for HR to view only selected user's resume which will save HR's time. There is lack of proper notification in many of the resume website provided on the internet. So in our resume portal, we have provided proper notification systems like HR will be able to comment if he/she wants to. Then if any HR of any company view any user's resume then a notification will be sent to that particular user that his/her resume has been viewed by someone.

1.2. Existing System

There are various job portals already available for fresher's like a monster, Timesjob, etc and resume builder websites where we can build resume and upload. There are also some applications like LinkedIn from where HR of any company can see our professional information and if any candidate fulfills their requirement then they inform them. There are some applications like CareerBuilder which work as a resume builder. It works on technologies like ANDROID, JADE, LEAP etc.

1.3. Literature Survey

Today's job market is becoming increasingly technology oriented. It is not only admirable to know the technology but it is necessary too. Whether you're a recent graduate trying to market yourself as tech-savvy or a more seasoned candidate aiming to prove then you haven't got lost in this new era. The online resume will give you a competitive advantage. In the today's era, the first thing that makes your impression at the time of applying for any job is your resume. A resume is the first thing that told the interviewer about the interviewee. For that purpose, the resume must be effective and attractive. So this web portal provides user to make the resume more effective by providing a different type of theme, different types of design with the help of this user can name his/her resume as he/she wants to. Due to this resume will look perfect every time you are going to open it. This is because one of the features of resume portal that to convert your resume into resume template as well as resume pdf. Resume template is the professional presentation of the resume. It will look different depending on the software you are going to use for opening it. For e.g. MS WORD, PDF Viewer etc. An online resume provides a holistic view of your skill and experience because you can link them to past projects you have worked on, published an article, your professional blog, LinkedIn [3] profile and more. Traditional resumes require that an employer use email or telephone to get in contact with you, but online resume provides an opportunity for them to get to know you before taking the step. It will also help to update resume anytime and instantly too. So there is no need to worry about your printed resume being outdated or any typing mistake you just noticed. You just need to fix it online and everyone will see the updated version instantly

Sr.No	Project Name	Author Name	Year of Publication	Implementation	Methodology	Pros	Cons
1.	Online Job Search	Swetha Deva	2008	The Online Job Search web application is implemented using Microsoft visual studio framework 2005 and Microsoft SQL Server 2005.	This research paper is developed using ASP.NET 2.0 with C# and MS SQL SERVER 2005.	To provide proper notification if anyone view the resume regarding any job process	N/A
2.	Resume Portal	Khushbu Dipakrao Ingale, Samrudhhi Anil Nirmal	2018	This paper investigates User and admin modules for resume Using Php.	We are using Keyword Search Algorithm	To provide the analyzed career objective on the basis of information input by the user in a resume.	Sometime user wants customized resume that is not possible in the system
3.	Pro-Resume: The Infographic Resume Builder	Tanisha Rai, Kyra Wayne	2017	The system will use PHP to connect to a backend server which stores his or her resume settings and profile information so that his or her profile can be reloaded upon login	Users will send an HTTP request to access our webpage, and be able to login through the LinkedIn SDK and access the front-end HTML and CSS.	To provide an easy platform to HR for hiring candidates as per the requirement for the particular job	It requires internet connection
4.	Automated Resume Evaluation System using NLP	Rohini Nimbekar, Yogesh Patil	2019	The Research paper gives Automated Resume using NLP.	The concept of machine learning is used in this web app.	the resumes are ranked accordingly .	N/A
5.	Resu Matcher	Shiquang Guo	2016	Automated technical skills dictionary builder.	Intelligent content-based job search engine.	To provide a platform to find your jobs in an easy manner.	N/A

The main feature of this web portal is that you can share your resume with the help of unique subdomain. This subdomain will be created by you when you will register at the portal. So anyone can access the resume by just clicking on the link. So instead of emailing resume to a potential employer, you can send them the link or include the link under your email signature for easy access. You can also control how much to share your resume. For privacy reasons, your online resume shouldn't include your contact information. Instead, it will have a prominent contact link so that interested recruiters or hiring manager can send you an email. They can also comment on your resume

On RESUME BUILDER user first, have to register on the portal. After registration user has to add unique subdomain or URL which will go to use as a link of the resume. After this user will redirect to the page where the list of fields of a resume is available. Out of this fields, some are mandatory, for e.g. basic information, educational details and some are optional for e.g. work experience. The user can set the priority of the fields according to his/her choice. After entering the information, career objective will get generate based on the analysis of the inputted information by the user.

2. Objectives -

- Provides the searching facilities based on various factors. Such as Resume, Qualification Skill, Jobseeker .
- Online Resume Builder also manage the Individual details online for Skill details, Jobseeker details, Resume.
- It tracks all the information of Job, Individual, Skill etc.
- Manage the information of Job.
- Shows the information and description of the Resume, Qualification.
- To increase efficiency of managing the Resume, Job.
- It deals with monitoring the information and transactions of Skills.
- Manage the information of Resume.
- Editing, adding and updating of Records is improved which results in proper resource management of Resume data.
- Manage the information of skills.
- Integration of all records of jobseeker.

3. PROPOSED METHODOLOGY

PHP as it is popularly called, is a software design pattern for developing web applications. A PHP pattern is made up of the following three parts.

Module

1) User Module-

1.1.Registration and Login

This is the starting page of the project where user have to do his/her registration. User can be both fresher as well as professionals. Registration can be done in 2 ways i.e. by entering basic information manually or with the help of social accounts such as Google+, Facebook and LinkedIn i.e. hybrid registration. While doing registration you have to enter your basic details along with email and password. This information will get stored into the database out of which password will be in the encrypted format. After clicking on registration button, one OTP will get generate and this OTP will be send to the email of the user. After getting OTP user have to enter it in OTP verification field for the successful registration. OTP verification is use to verify the email id of the user. For the OTP generation we are using rand() function. With the help of this one OTP will get generate which will be the combination of lowercase and uppercase letters and digit. When this OTP will get generate it will be stored in database and send at user's email address at the same time. So when will enter OTP in the verification field it will be math with the OTP stored in the database. If both of them match successfully then and only then user can get verified. User cannot verify himself/herself more than once after registration.

1.2. Subdomain Selection

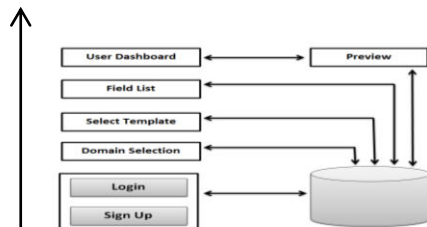
Subdomain is the link of the user's resume. This link user can use to view or download his/her resume. If user have to send his/her resume to any job process, then he/she can send this link from where his/her resume will get open. For the subdomain creation user have to enter some keyword for e.g. name. Surname, this keywords will get match with the subdomain which are present in the database with the help of keyword search algorithm. If the entered keywords are already present in the database then further process of subdomain creation will not take place and user will have to enter new keywords. So due to this we are maintaining the unique subdomain for every user and it will not be repeated at any situation. After successful subdomain creation user will get redirect to the dashboard.

1.3. User Dashboard

On the dashboard of the user different fields of the resume are present such as personal information, educational details, skills, hobbies, work experience etc. Out of this fields some are mandatory such as personal information, educational details etc. User can select fields other than the mandatory fields as his/her choice and preferences. User can also set the order of fields which he/she want to see in his/her resume. After the field selection user will redirect to the page where he/she have to enter the details of his resume and upload the photo. You can see preview of your resume as you enter information even in single field that how your resume will going to look. When you will enter all the information of your resume, the career objective will get generate automatically on the basis of information entered. For this purpose, predictive analysis algorithm is going to use. This information will get converted into resume template as well as resume pdf. Resume template is the formal presentation of user's resume. Now resume is ready to download and share. User can update the resume at any time.

2) Admin Module

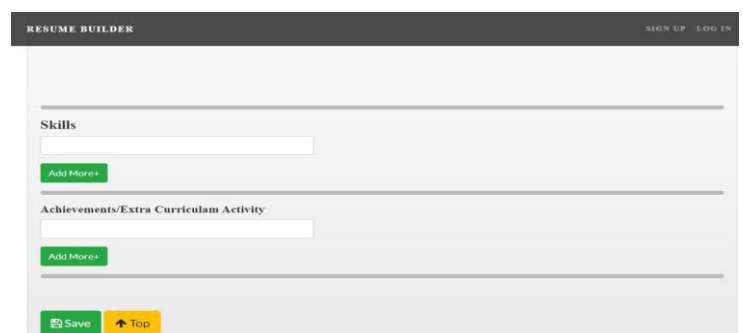
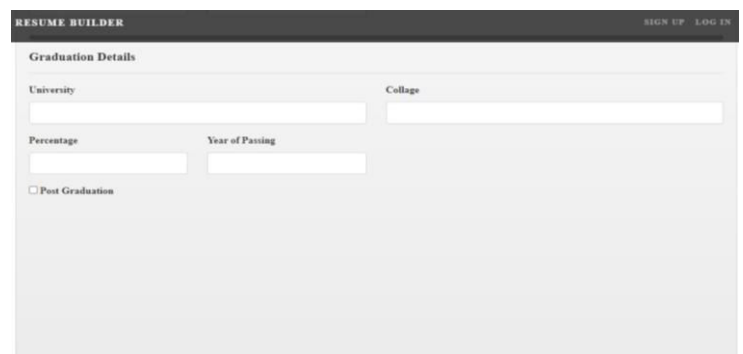
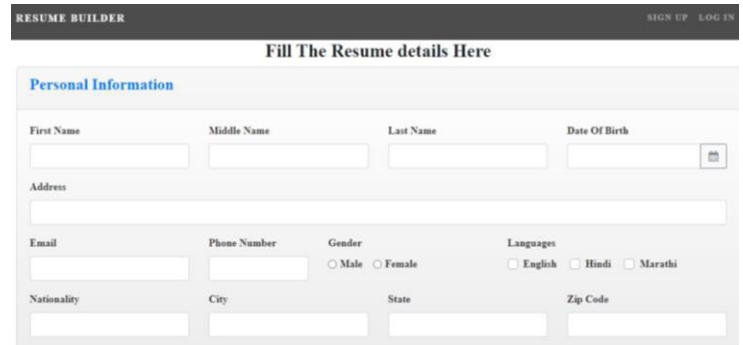
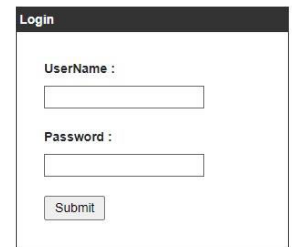
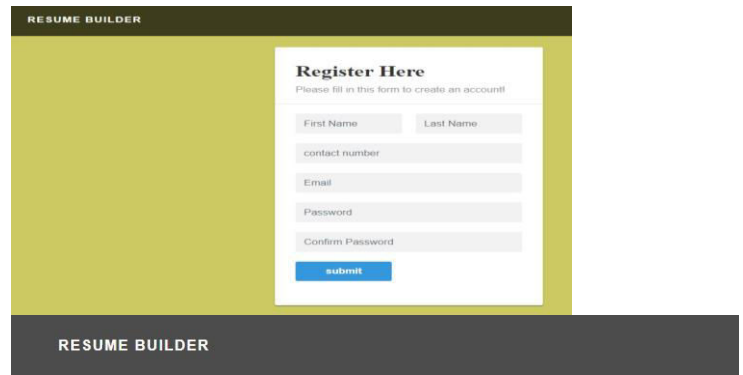
In this module, we can give the authority to the person who has to manage the data for the placement purpose of the easy process. Consider the example of college placement. Every student of the college will be registered on this portal and along with that, there resume will also be available on the portal. So the authorized person can view the resume of all student but cannot edit it. He/she can also sort student based on the resume according to the required criteria. For e.g. a student with the aggregate of 60%. Also, he/she can send a notification to the sorted student about campus drive via email or text message. This functionality of sending notification will be available whenever an authorized person will view resume of the user.



User Module

4. Classification -

Keyword Search Algorithm This algorithm is going to use while creation of the subdomain. This will work as follow: The user will enter the keywords into subdomain field which he/she want in his/her subdomain. These keywords are then compared with the subdomain names present in the list of database. If these keywords get a match with the subdomain names present in the list of the database then it will show the message that this subdomain already exists. If it is not present in the database then the further process of subdomain creation will take place.



The Result shown in the Fig is saved and generated for a preview and the data is inserted in Database (XAMPP).

5. Conclusion -

From this page resume, creation will start. Here user has to upload his/her photograph which he/she want to see in his/her. Here user has to fill details of a contact in a resume. Here user has to enter education details. In this field, user have to enter the details about he/she worked on. This is the field for the details of work experience of the user. In this field, user have to fill the information about his/her skills. In this way there is number of fields are available which user can choose on their own. This is how resume of the user is going to look depending on the design or theme selected by the user. Here we conclude that this portal is made to reduce our manual work. It will also provide unique sub-domain. In this online portal, the resume will be created and updated according to person's information. This is the online resume builder for students and professional users. The user can also customize field for further information he/she want.

6. References -

- TimesJobs:JobSearch <http://www.timesjobs.com/candidtae/login.html>
- My Perfect Resume: <https://www.myperfectresume.com>
- <https://www.careerbuilder.co.in>.
- Salathiel Bogle and Suresh Sankaranarayanan , “JOB SEARCH SYSTEM IN ANDROID ENVIRONMENT- APPLICATION OF INTELLIGENT AGENTS” International Journal of Information Sciences and Techniques (IJIST) Vol.2, No.3, May 2012 <http://www.ijcte.org/papers/834-Z048.pdf>.
- Vivek Kumar Sehgal and Akshay Jagtiani, Meha Shah ,Anupriya Sharma, Arpit Jaiswal, and Dhananjay Mehta “Job Portal-A Web Application for Geographically Distribute Multiple Clients”<http://airccse.org/journal/IS/papers/2312ijist01.pdf>
- Swati Choudhary, Monica Landge, Shital Salunke, Swarupata Sutar, Kirti Mhamunkar “ADVANCED TRAINING AND PLACEMENT WEB PORTAL”<http://www.ijtra.com/view/advanced-training-and-placement-web-portal.pdf>.
- http://en.wikipedia.org/wiki/Microsoft_Visual_Studio
- http://en.wikipedia.org/wiki/Microsoft_SQL_Server
- <http://jakarta.apache.org/jmeter/>
- Novorésumé. (2019). Resume Builder for 2019 | Free Resume Builder | Novorésumé. [online] Available at: <https://novoresume.com/> [Accessed 18 Oct. 2019].