

# REVIEW ON GENERATION OF ELECTRICITY FROM WIND POWER

M. Sri Jayanthi

Student Of B. Tech

Dept. of EEE

Sasi Institute Of Technology & Engineering.(Autonomous) ,Tadepalligudem, W.G.Dt, A.P

**Abstract** - The generally allocated generation in a microgrid is wind power. According to the provisions of microgrid, permanent magnet synchronous wind generator was manufactured for the wind energy distribution generation and it has easy arrangement. It can be controlled easily and it also has low cost factors, for the distribution generation grid-connected PWM and Non-controllable rectifier is obtained as the AC grid connection[1]. This paper has come to know that the d/q power decoupling control of wind energy distributed power and recommended a narrative utmost wind power quest strategy which is founded on the precept of direct-control grid- connected power from that which can be quickly recognize grid power control through grid current is barely one parameter, surveying on it's utilizing and control technique this paper found about this[3]. So this is the best and acceptable wind energy distributed generation for microgrid[4].

**Keywords-** permanent magnet synchronous wind generator(PMSWG);

microgrid; wind energy distributed generator; non -controllable rectifier; grid-connected PWM.

## 1. INTRODUCTION

To join the load grow desires, expand energy utilization, efficiency, deduct pollution and reliability the distributed power generation evolving an effective way with the wind power, valuable clean fossil fuel power generation technology and photovoltaic power generation[5]. Microgrid delivers a unique technique mode for the distributes generation and power inside, the DGs can be governed by the power electronic devices which is mainly ethical for the conversion of energy[9]. In microgrid wind power is one of the most common distributed power[2]. Nowadays, the research on wind power stress on large scale wind power technology and petition, like offshore wind plantations, the capacity of large scale wind installed is more than 1M kilo watts. Many problems raised due to the large scale power generation systems like grid stability, wind power is

made by the poor dispatching performance[6]. The utmost wind power tracking, decoupling control of active and reactive power can be recognized by the AC grid connected circuit, which has reasonable configuration and it can be regulated skillfully and also had a low cost qualities[12]. Maximum wind Power tracking strategy which is based on the principle of direct control grid connected power, so this can be immediately known by the grid power control through grid current the merely one parameter and this was illustrated by the paper[4].

## 2. THE STRUCTURE AND PRINCIPLE OF HOW WIND IS DISTRIBUTED POWER

In microgrid , permanent magnet synchronous generator system is accepted for wind energy distributed power[6]. Distribution network has explicit relation with the permanent magnet synchronous generator system which provides power that is associated to the load, and it alters mainly the instable various voltage unstable frequency electric power this can be developed which pursues the wind speed for the durable constant voltage and frequency power which feds into the distribution load[1].

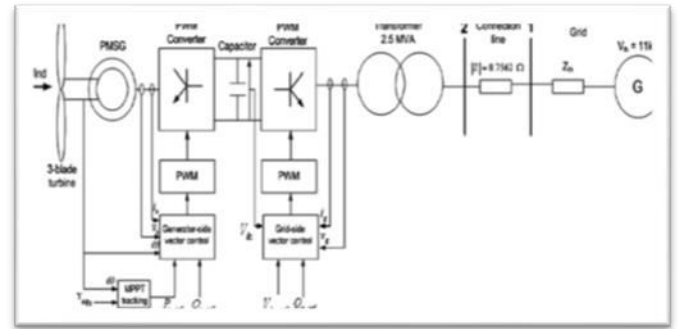


Fig.1.block diagram of a grid connected wind turbine with pmsg and a full scale converter[13].

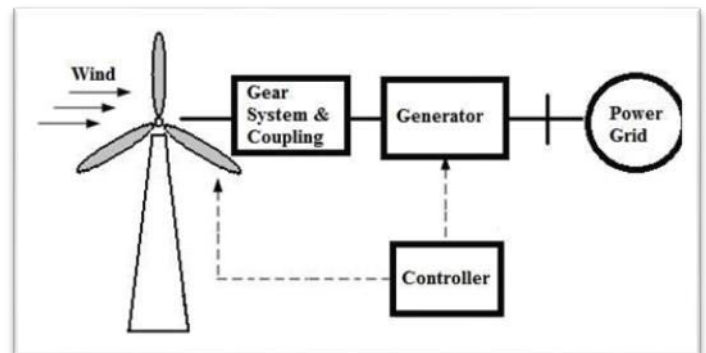


Fig.2.Flow diagram of wind turbine system[13].

- 1)wind turbine: renovates the wind energy into rotational energy[10].
- 2)Gear system and coupling: it steps up the speed and transmits it to the generator rotor.
- 3) Generator: recycles rotational energy into electrical energy[6].
- 4) Controller: senses wind direction,

wind speed, generator output and temperature and initiates appropriate control signals to take control action. There are two basic wind turbines : horizontal axis wind turbines(HAWT) and vertical axis wind turbines(VAWT)[2].

There is no another way for the energy to flow between microgrid and PMSWG, because of that the stator PWM converter is constructed to be non-controllable rectifier and grid-connected PWM converted which can be controlled[7]. Thus, the PMSWG with the non-controllable rectifier and grid-connected PWM converter is the most reasonable and practical wind energy distributed micro power in microgrid[3].

### 3. For maximum wind power quest, this paper needs direct-control grid-connected power control

In control structure traditional power control in wind generation circuit, grid circuit and control procedure contains parameters like current/stator/voltage/dc voltage and the current and to fed the power in current grid directly is very hard. Relating with this , it is illustrated that direct control grid connected power

control procedure is now tracking the wind[8].

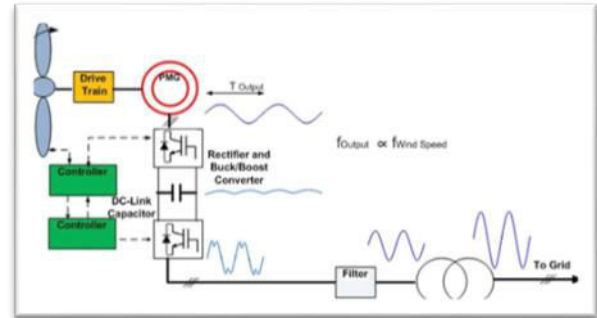
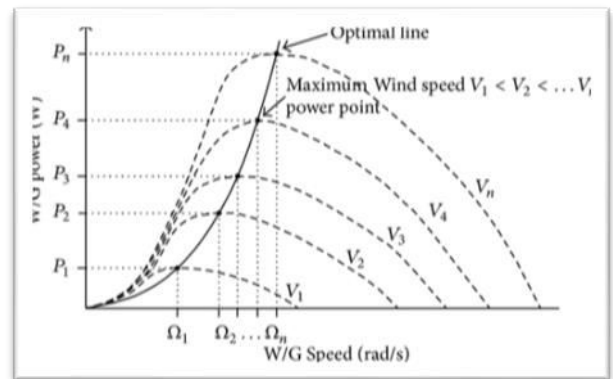


Fig.3. Diagram of permanent magnet synchronous generator[13].

### 4. Permanent magnet synchronous wind generator system power flows

Fig.4. WG power curves at various wind speeds



speeds[13].

### 5. Wind turbine generator power curve at various wind speeds.

When the speed of the wind rises instantly, then the speed of the tip ratio

which is some 7 and then after the quick drop it comes to 7, when the velocity changes, then realizes that the maximum wind power tracking[8]. The outcomes of this test show that the pattern of grid connected PWM converter and the technique of direct control grid connected power is completely conceivable for the maximum wind tracking with the rapidly vibrant response and the accuracy[9].

## **6. Potential Offshore Wind**

### **Performance:**

The quality of the wind resources for energy production is best represented by the average capacity factor for the new wind projects, which translates the wind speeds in a given area into the average performance over the course of a year [11,12,13,14]. The last report from IRENA 2019 figure out that the speed of wind it will be increase around the world. Based on the global assessment performed for this analysis, wind resources are generally of higher quality for energy production near to the poles as shown in. In Europe, the North Sea, Baltic Sea, Bay of Biscay, Irish Sea and Norwegian Sea, the offshore wind has average annual capacity factors of around 45-65%, which is higher than the comparable figures for the United States (40-55%), China (35-45%), and Japan (35-45%) [11]. The capacity factor is also high in regions off the coast of South America and New Zealand (50-65%). The

moderate wind speeds resources in India translate to a 30-40% average capacity factor [11,12,13,14]. The average capacity factor in general is relatively low in regions nearer to the equator for example in Southeast Asia and parts of western Africa [11,12,13,14]. The detailed geospatial analysis captures varying conditions within regions, bringing out for example capacity factors in the Palk Strait between India and Sri Lanka that are well above average for the region and comparable to those found in Europe.

## **7. Conclusions**

So this paper illustrates the simplest structure, and it can be controlled easily, for the microgrid lower cost wind energy circulated the micro power suit. Research on this operating control protocol of PMSWG in the microgrid, recommended the maximum power of the wind tracking algorithm which is founded on the belief of the direct control grid- connected power and then it undeteaands the active or reactive power of decoupling control[11]. In control structure traditional power control in wind generation circuit, grid circuit and control procedure contains parameters like current/stator/voltage/dc voltage and the current and to fed the power incurent grid directly is very hard. Relating with this, it is illustrated that direct control grid connected power control procedure is now tracking the wind[8].

## 8. REFERENCES

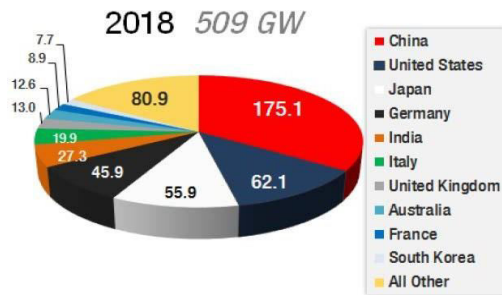


Fig.4. Top ten cumulative installed capacity in 2017

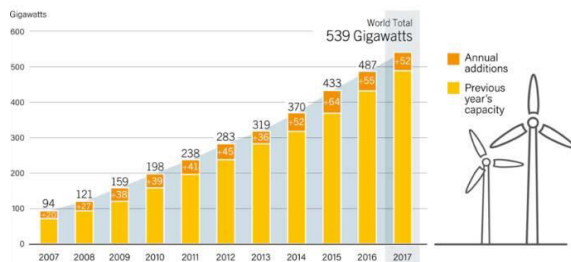


Fig.5. Global cumulative installed capacity 2007-2017

[1] ZHENG Z, AI Q. Present Situation of Research on Microgrid and Its Application Prospects in China[J]. Power System Technology, 2008,(16): 27 31.(in Chinese)

[2] DING M, ZHANG Y, MAO M, et al. Key Technologies for Microgrids Being Researched[J]. Power System Technology, 2009,(11): 6 11. (in Chinese)

[3] Majumder R, Ghosh A& Ledwich G, et al. Load Sharing and Power Quality Enhanced Operation of a Distributed Microgrid[J]. IET RENEWABLE POWER GENERATION, 2009, 3(2): 109 119.

[4] Yue Y, Zhenjie L I, Yu F, et al. Development Purposes, Orientations and Prospects of Microgrid in China[J]. Automation of Electric Power Systems, 2010,(01): 59 63. (in Chinese)

[5] Pogaku Nagaraju, Prodanovic Milan, Green Timothy C. Modeling, analysis and testing of autonomous operation of an inverter based microgrid[J]. IEEE TRANSACTIONS ON POWER ELECTRONICS, 2007,22(2):613 625.

[6] Bozhko S, Asher G& Li R, et al. Large Offshore Dfig Based Wind Farm with Line Commutated HvdC Connection to the Main Grid: Engineering Studies[J]. IEEE TRANSACTIONS ON ENERGY CONVERSION, 2008, 23(1): 119~127.

[7] Hossein Madadi Kojabadi, Liuchen Chang. Development of a Novel Wind Turbine Simulator for WindEnergy Conversion Systems Using an Inverter Controlled Induction Motor[J]. IEEE TRANSACTIONS ON ENERGY CONVERSION, 2004, 19(3):547 552

[8] Liu Qihui, He Yikang, Zhao Rende. Imitation of the Characteristic of Wind Turbine Based on DC Motor[J]. Proceedings of the



CSEE,2006, 26(7):134 139.(in Chinese)

[9] Shahabi M, Haghifam M R, Mohamadian M, et al. Microgrid Dynamic Performance Improvement Using a Doubly Fed Induction Wind Generator[J]. IEEE TRANSACTIONS ON ENERGY CONVERSION, 2009,24(1):137 145.

[10] Kayikci M& Milanovic J V. Dynamic Contribution of Dfig Based Wind Plants to System Frequency Disturbances[J]. IEEE TRANSACTIONS ON POWER SYSTEMS, 2009, 24(2): 859~867.

[11] Rodriguez P, Timbus A& Teodorescu R, et al. Reactive Power Control for Improving Wind Turbine System Behavior Under Grid Faults[J]. IEEE TRANSACTIONS ON POWER ELECTRONICS, 2009, 24(7): 1798~ 1801.

[12] Rothenhagen K& Fuchs F W. Current Sensor Fault Detection, Isolation, and Reconfiguration for Doubly Fed Induction Generators[J]. IEEE TRANSACTIONS ON INDUSTRIAL ELECTRONICS, 2009,56(10): 4239~4245.

[13] www. <https://www.google.com/>