

# THE DYNAMIC MENTOR ALLOCATION SYSTEM

Mrs.N.Vanitha, Assistant Professor of information technology, Dr.N.G.P Arts and science college  
Coimbatore, India

R.Parthasarathy, Department of Information Technology, Dr.N.G.P. Arts and science college

## ABSTRACT

The Dynamic Mentor allocation is a system that permits people to manage the scholars assigning to the mentor automatically of the specified college or institution through a web mode. It also allows the people to manage the mentor allocation status. It had been developed due to the congestion and collision of the people, the system was developed for effective use of assigning the Mentor. Therefore the project aimed toward solving such problems by designing an internet based system which will enable the people to manage the mentor allocation for college kids within the online place. The requirements for the developed system were collected using the info from the institute or college. The info from college was analysed using Database so as to return up with the functional, non-functional and system requirements. These requirements were later went to design the system by creating data flow diagrams and entity relationship diagrams. The designed system was implemented using different development tools which include HTML for creating interfaces, CSS for styling web pages, JavaScript, and JQuery for dynamism within the sites and as an input validation tool. XAMPP was used to build the database and PHP used as a server side scripting language to attach the user interfaces to the database. The system was tested by the researchers for errors.

## Keywords

Mentor allocation, HTML, CSS, and PHP

## 1. INTRODUCTION

The role of the Mentor allocation system in certain places is significant. Every institute or college needs an internet site for the dynamic mentor allocation. Various systems of managing and controlling the web site are applied since the start of the 19th century worldwide. The hectic

schedule of the Mentor allocation is basically irritable in the least times, especially in Institute areas. It's highly needed to take care of and upgrade those all things, which are widely utilized in our personal and business life. The web site for Mentor allocation is extremely much annoying at this point but the simplest is defined because the eco-friendly also as perfectly digital Institute or college altogether the aspects. The report is all about the web site for Mentor allocation with the time saving facilities and better safe and secure environment using certified data by Intelligent System and latest inventions. This is often really necessary to open each and everything about the new and Updates about the new Arrivals of the scholars and faculties which can be our next education. So, this report has each and each thing during a very clear way. The system of internet sites for Mentor allocation is reliable up to what point is shown during this report with the App-work and infrastructure work together. So, the web site for Mentor allocation is basically a bit like the revolution within the world of education, which is in a position to save lots of time and make each and everything reliable. The one among the simplest things is that it's the foremost convenient way during this high population. The one among the simplest things is that it's really amazing to possess each and everything quick and fast without making any trouble. The term Mentor allocation is widely used nowadays because it is becoming the bottom of students for the whole college. The life at this point is actually fast and furious in the least the time. During this fast and furious era, we'd like each and everything reliable with the time saving and better result. The reliable website with none problem is that the basic needs which can't be fulfilled without making the system smart.

## Module description

The system after careful analysis has been identified to be presented with the following modules:

1. Login Module
2. Admin Module
3. Teachers Module
4. CRUD module
5. Report generation

### 1. Login

It is the login session for the administrator and users exit.

### 2. Admin module

It is used to manage the Projects by the admin by adding and removing the users.

### 3. Teachers Module

It is used by the Teachers to login and used for the Mentor management.

### 5. CRUD Module

It has the basic create, read, update and Delete of the Mentor allocation.

### 6. Report generation

It is used to get election results and also reset the database after all processes are completed.

## 2. BACKGROUND STUDY

The present system doesn't have any software facilities to research dynamic websites for Mentor allocation details in an efficient way. the web site for Mentor allocation details analysis process are often performed via manual record search, which is harder to understand the precise details of a specific information of the scholars or faculties and new arrivals .This is very tedious for the prompt response to the user

query regarding the actual space to be allotted in an efficient way.

The prevailing system is tedious and time consuming. It also requires handling knowledge and skilled manpower. The upkeep cost with this technique is periodical and unavoidable. If you would like to update some details it's very difficult within the existing system. Storing and retrieving process is extremely difficult. Redundant data also occurred therefore the existing system needs more memory size. There are high possibilities to commit errors and mistakes, which results in producing the incorrect statements to the clearance. Paper work on the opposite hand may be a cumbersome process for searching voting details. There are chances for errors and also updating of knowledge is difficult.

### 2.1 Observation from Literature

- Much Resource is required.
- It does not allocates dynamically and with high accuracy.
- Increase the chance of conflicts.
- The world wide view is to be missed due to no web portal.
- People who are not in person can't have knowledge about the Mentor allocation.

## 3. MATERIALS AND METHODS

### 3.1 Proposed system

The proposed system is a web Web application that connects students and faculties and incoming and outgoing things during a single website. The drawbacks, which are faced during the prevailing system, are often eradicated by using the proposed web portal application. Proposed to form the new system extremely user friendly. This web application helps in maintaining a paperless process. This

could develop to Minimizing the manual process. Our proposed web based application helps higher authority maintain all the visitors' details alongside the users. The aim of this project is to scale back time consumption and human effort for searching visitors details, higher authority will process the face during this website, which system automatically fetches the record information and displays these record details to people

Below I've given the data flow diagram that explains the flow of data from one module to another and perform some operations to give the effective result.

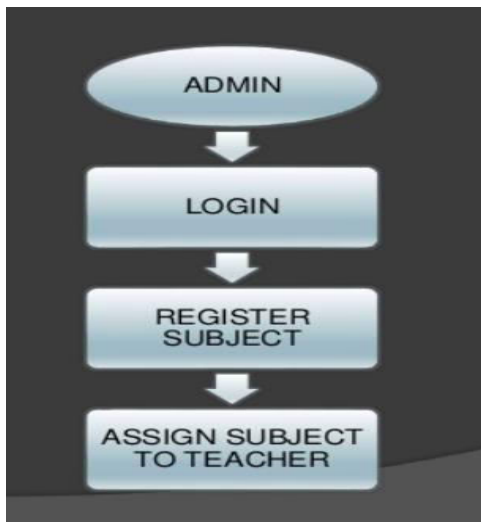


Fig 1.Admin Module

The flow of the given data is shown in the figure 2, how the allotted mentor assign assignments to the student and how the student submit the assignments then ask for doubts they had in the assignments.

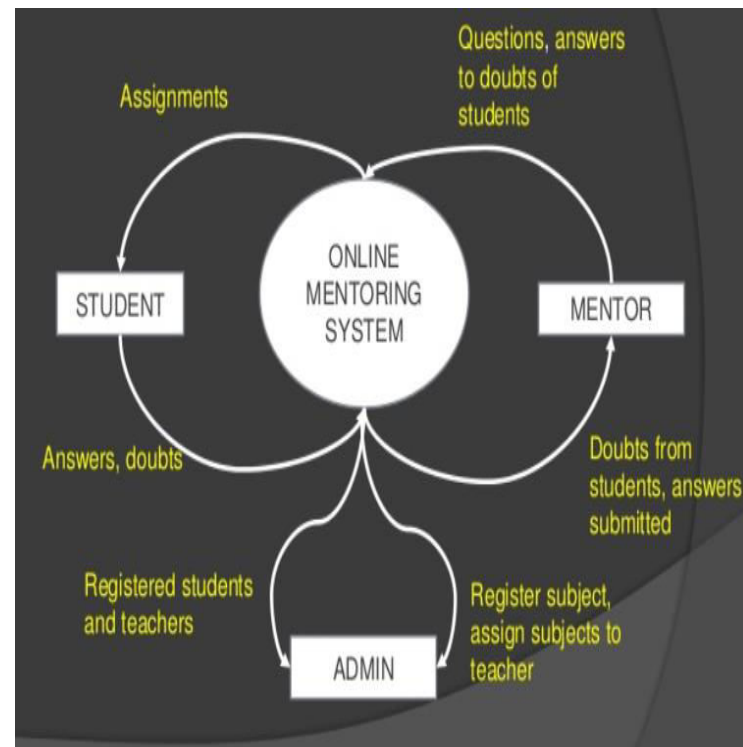


Fig 2. Assignment Flow

#### 4.2 Advantage

- Time saving with low man power.
- Working load for publishing the Details of Mentor allocation is reduced.
- It increases the Education management and productivity.
- The students and faculties can stay connected to the Single web portal.
- The Website can be updated and maintained by the single person.

#### 4. EXPERIMENTS AND RESULTS

This will be the very first page to login or sign up where the student and teachers can access their respective module to perform some operations.

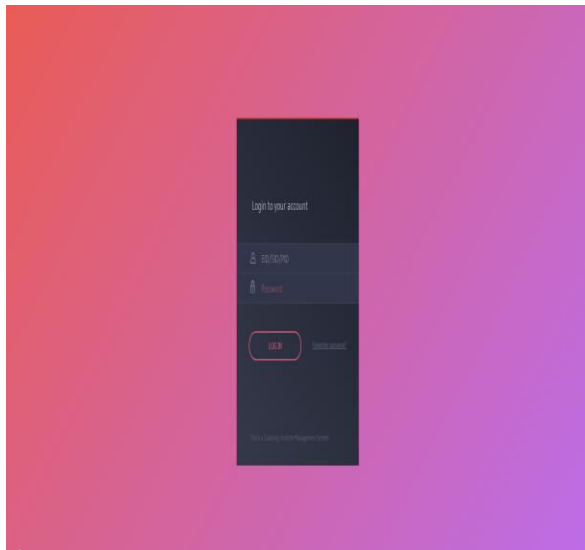


Fig 3. Login Page

This will be second page visible to the user once they log in, here they will find the total batches, students, mentors, HOD, and teachers and the menu in the left corner will show the option to add student, teachers, mentors, HOD and batches.



Fig 4. Home page

When the user need to add a student this option will be used to add the details of the students with their respective ID's given

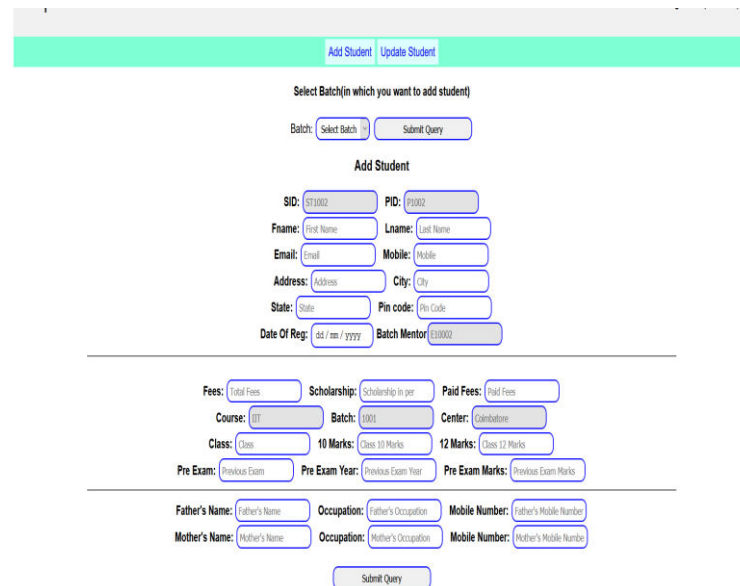


Fig 5. Student Data

Here we can update and add the teacher details as same as with the ID's given to the teachers by the institute and action are performed as query in database.

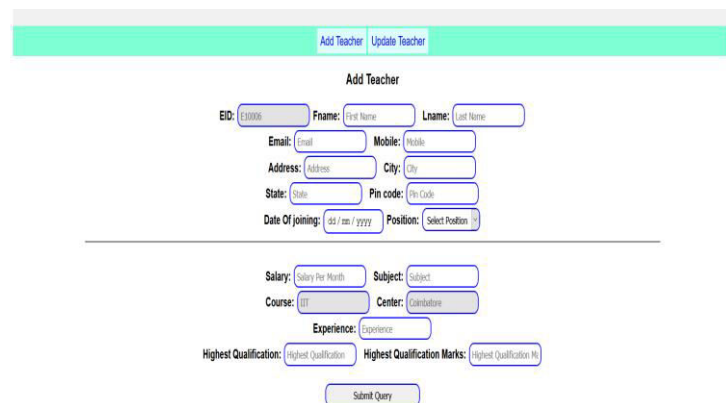


Fig 6. Teachers Data

## 5. CONCLUSION

This web application was successfully created and stored all the purchasers for Mentor allocation, user, user verification, enquiry, and

report details into the database using this application. The appliance was tested alright and therefore the errors were properly debugged. Testing also concluded that the performance of the system is satisfactory. All the required output is generated. This technique thus provides a simple thanks to automate all the functionalities of consumption. If this application is implemented in few consumption, it'll be helpful. Further enhancements are often made to the project, in order that the web site functions during a very attractive and useful manner than this one. It's concluded that the appliance works well and satisfies the requirements. The appliance is tested alright and errors are properly debugged. It also acts because the sharing of files to the precious resources

## 6. FUTURE ENHANCEMENT

Every application has its own merits and demerits. The project has covered most the wants. Further requirements and enhancements can easily be done since the coding is especially structured or modular in nature. Changing the prevailing modules or adding new modules can append improvements. Further enhancements are often made to the appliance, by expanding the prevailing modules intimately. During this future scope of enhancement for developing during this application all processes within the android application.

Also a system may be a feasible system as long as it's feasible within limited recourse and time. During this system each and each process are often feasible for the user and also developer. It proved user friendly input like device independent inputs and getting proper solutions for the matter

The different types of feasible system that have to analyse are,

- Technical Feasibility
- Behavioural Feasibility
- Economical Feasibility
- Operational Feasibility

## 8. BIBLIOGRAPHY

1. Lerdorf, Rasmus (2007-04-26). "PHP on Hormones – history of PHP presentation by RasmusLerdorf given at the MySQL Conference in Santa Clara, California". The Conversations Network. Retrieved 2009-12-11.
2. Lerdorf, Rasmus (2012-07-20). "I wonder why people keep writing that PHP was ever written in Perl. It never was. #php". Twitter. Retrieved 2014-09-04
3. Darryl Patterson (5 August 2004). "Simplify Business Logic with PHP Data Objects — O'Reilly Media". ibm.com. Retrieved 16 December 2014.
4. Krill, Paul (19 October 2005). "PHP catching on at enterprises, vying with Java". InfoWorld. Archived from the original on 13 July 2014.
5. Krill, Paul (2017-09-20). "Forget PHP! Facebook's HHVM engine switches to Hack instead". InfoWorld. Retrieved 2019-02-06
6. Kerner, Sean Michael (2008-02-01). "PHP 4 is Dead—Long Live PHP 5". Internet News. Archived from the original on 2018-08-06. Retrieved 2018-12-16.
7. Daniele, Carlo. "What's New in PHP 8 (Features, Improvements, and the JIT Compiler)". Kinsta. Retrieved 24 December 2020.
8. Redmond, Paul. "Match Expression is Coming to PHP 8". Laravel News. Retrieved 4 October 2020.
9. Barnes, Eric. "PHP 8 is now Released!". Laravel News. Retrieved 24 December 2020.
10. Popov, Nikita. "Call for participation: Annotating internal function argument and return types". Externals. Retrieved 19 November 2020.