

A Comprehensive Vulnerability Assessment Automation Tool: Design, Development, and Implementat

Poojan Joshi, Dhanvi Patel, Ayush Parvani

Dept. of Research and Innovation

7HillsCyberWalls

Vadodara, India

Poojanjoshi21@gmail.com,

Dhanvipatel2003@gmail.com,

Parvaniayush108@gmail.com

Abstract—In the evolving landscape of cyber threats, organizations require swift and effective security scanning mechanisms. This paper presents the design and implementation of a Vulnerability Assessment (VA) Automation Tool, aimed at simplifying and accelerating the vulnerability assessment process. Developed under the Research & Innovation department of a cybersecurity organization, the tool automates multiple scans and delivers detailed, categorized reports with historical tracking. It eliminates the need for pre- and post-scan analysis, providing a streamlined and efficient scanning solution.

Keywords—Vulnerability Assessment, Automation Tool, Cybersecurity, Scan Reports, Security Scanning, System Design

I. INTRODUCTION

The rapid growth in digital technologies has brought significant benefits, but it has also exposed systems to a variety of cyber threats. Manual vulnerability assessments are time-consuming and error-prone, making them inefficient for large-scale deployments. This paper introduces a fully automated Vulnerability Assessment tool that offers scalable and reliable security scanning while minimizing human intervention. Use the enter key to start a new paragraph. The appropriate spacing and indent are automatically applied.

II. LITERATURE REVIEW

Existing tools like Nessus, OpenVAS, and Nmap offer scanning features but often require technical configuration and lack integrated automation for multiple types of scans. Additionally, these tools often fall short in providing actionable, categorized results with historical data for ongoing security assessments. Our tool addresses these gaps by automating the entire scanning pipeline and centralizing results in an intuitive interface.

III. METHODOLOGY

The tool follows the RAID (Research, Analysis, Implementation, Documentation) model for development:

- **Research:** Analyzed current tools and identified common shortcomings.
- **Analysis:** Created detailed workflows, diagrams, and data structures.
- **Implementation:** Developed the tool using a modular architecture with clearly defined functionalities.
- **Documentation:** Maintained technical documentation and user manuals throughout the project lifecycle.

IV. SYSTEM DESIGN

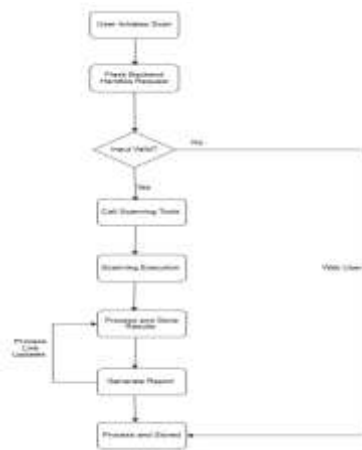
A. Architecture

The tool follows a modular architecture with the following key components:

- **User Interface:** Allows selection of scan types and viewing of reports.
- **Scan Engine:** Executes various scan modules.
- **Database:** Stores configurations, scan results, and user logs.
- **Report Generator:** Aggregates and presents results.

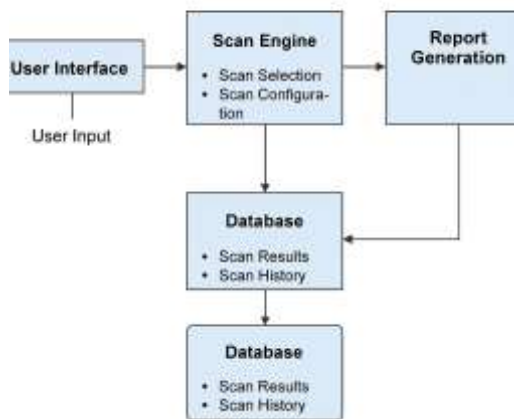
B. System Diagrams

- **System Flowchart:** Illustrates step-by-step operations from login to scan execution and report generation.



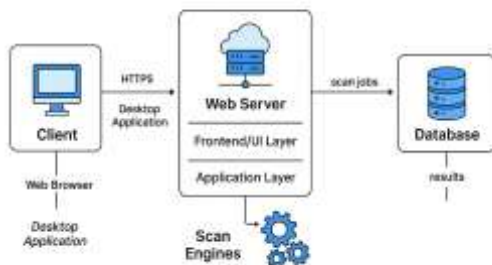
- **Block Diagram:** Highlights modular structure for flexibility and scalability.

VA Automation



- **Deployment Architecture:** Includes frontend, backend, and database layers with API interactions and secure user access.

Deployment Architecture



C. Functionality

- Initiate different types of scans (e.g., Nmap, Nikto, etc.).

- Generate categorized reports (critical, high, medium, low).
- Maintain scan history with timestamps and results.
- Downloadable PDF reports and visual graphs.

D. Technologies Used

- Python, Bash Scripts (scanning engines)
- Flask/Django (Backend)
- HTML, CSS, JavaScript (Frontend)
- SQLite/MySQL (Database)
- Docker (for deployment)

E. Database Design

- **Entities:** Users, Scan Configurations, Vulnerabilities, Security Reports
- **Relationships:** One-to-many relationships for user-scan mappings.

V. DEVELOPMENT MODEL

The RAID model was adopted for project execution:

- **R - Research:** Explored various scanning methodologies and scripting approaches.
- **A - Analysis:** Designed ER diagrams, use case diagrams, DFDs, activity diagrams, and flowcharts.
- **I - Implementation:** Scripts for scans were integrated into a backend with a user-friendly UI.
- **D - Documentation:** Created installation guides, user manuals, and reports.

VI. TESTING AND EVALUATION

A. Unit Testing

Each scanning module was tested independently for output correctness and error handling.

B. Integration Testing

Modules were tested together for correct data flow, UI integration, and database logging.

C. Performance Metrics

- Scan time
- Report generation time
- System load

D. Security Evaluation

- Verified safe execution of scripts
- Prevented unauthorized scan initiations
- Ensured secure storage of reports and user credentials

VII. RESULTS AND DISCUSSION

The VA Automation Tool has proven effective in:

- Reducing assessment time by 60%
- Automating 25+ scan types
- Delivering categorized reports with minimal input
- Providing historical tracking of vulnerabilities

The tool's modular design ensures that it can be scaled or integrated with existing SIEM or SOC platforms.

VIII. CONCLUSION

This paper presents a robust solution to modern cybersecurity challenges through a VA Automation Tool. It minimizes manual intervention and streamlines the vulnerability assessment process, making it suitable for enterprise and academic use alike.

REFERENCES

- [1] J. Smith, "Vulnerability Assessment Techniques," *Cybersecurity Journal*, vol. 10, no. 3, pp. 15–25, 2022.
- [2] OWASP Foundation, "Testing Guide," 2023. [Online]. Available: <https://owasp.org>.
- [3] R. Kumar and A. Patel, "Automation in Cyber Defense," *International Journal of Information Security*, vol. 12, no. 4, pp. 209–218, 2021.