

A Research Paper on Optimizing Energy Consumption Commercial Environment

Prof. Ashlesha Mali¹, Abhang Kasbe², Milind Nerpagar³, Aditya Sunil Suware⁴

^{1,2,3,4}Department of Electrical Engineering, Bhivarabai Sawant college of Engineering and Research, Narhe, Pune-411041, Maharashtra.

ABSTRACT: - In the dynamic landscape of modern industrialization and technological advancement, the urgency for astute energy management has reached unprecedented levels. This initiative undertakes the formidable task of optimizing energy utilization while rigorously mitigating power dissipation within commercial domains. Focused on rectifying power factor discrepancies, defined as the ratio of actual power to apparent power, our methodology aims to revolutionize energy efficiency across industrial and institutional sectors.

This endeavor integrates hardware components such as transformers, voltage regulators, and microcontrollers in a synergistic convergence, finely tuned for precise power factor correction. Additionally, the incorporation of thyristor control switches enhances system performance and longevity compared to conventional relays.

On the software front, our project leverages embedded C programming and the Arduino Integrated Development Environment (IDE) for meticulous programming and operational control. This equips the microcontroller with the necessary agility to execute power factor correction with surgical precision.

1. INTRODUCTION:

In an era marked by rapid industrialization and technological progress, the need for adept energy management is more pronounced than ever. Enterprises worldwide grapple with the escalating challenge of optimizing energy utilization while curtailing power dissipation. At the heart of this pursuit lies the power factor, a critical metric indicating the ratio of real power to apparent power. Mastering the power factor promises significant benefits in reducing electricity expenses and mitigating power wastage, thereby strengthening the financial resilience and sustainability of industrial and commercial endeavors.

Unlike the straightforward interplay between current and voltage in direct current (DC) circuits, alternating current (AC) circuits present a landscape of heightened complexity. Here, factors beyond resistance influence current dynamics, introducing nuances that transcend mere power consumption. These factors, known as "reactances," generate reactive currents without directly consuming power, thereby influencing overall power quality. Reactive power, originating from inductive and capacitive loads, serves no practical purpose and essentially represents non-working power. In industrial setups, capacitive currents lead voltage, while

inductive currents lag behind it, presenting a common occurrence.

The majority of industrial loads exhibit inductive characteristics, drawing current that lags voltage, thereby burdening the electrical system unnecessarily. This lagging power factor not only diminishes power consumption efficiency but also escalates financial costs by necessitating higher energy supply to meet industrial demands. Consequently, enhancing the power factor emerges as a paramount objective in the arena of energy management.

The core of this endeavor revolves around addressing the power factor challenge through a meticulously crafted solution. By integrating a system engineered to rectify the power factor using shunt capacitors, the goal is to optimize energy utilization and mitigate power dissipation. The methodology underlying this initiative hinges upon sophisticated electronic components, encompassing microcontrollers and circuitry engineered to sense and respond to the power factor in real-time.

2. PROBLEM STATEMENT:

The project aims to rectify prevalent inefficiencies in energy consumption and power dissipation within industrial and commercial domains. With a predominant presence of inductive loads, the electrical system bears a substantial burden due to lagging power factors, consequently compromising energy efficiency and escalating financial expenditures linked to heightened energy consumption.

The objective of this endeavor is to combat this issue by implementing a power factor correction mechanism leveraging shunt capacitors. By offsetting reactive power components, the system endeavors to enhance energy utilization and alleviate power dissipation. Nonetheless, the primary challenge entails crafting a resilient and efficient framework capable of promptly detecting and responding to fluctuations in power factor in real-time. This necessitates achieving optimal energy consumption without the pitfalls of overcorrection or incompatibility issues with pre-existing infrastructure.

3. OBJECTIVE:

Thorough comprehension and mitigation of the intricacies inherent in alternating current (AC) circuits, with a specific focus on mitigating the adverse impacts stemming from reactive power elements.

Formulating a sophisticated system that employs shunt capacitors for instantaneous power factor correction, consequently augmenting energy efficiency.

Delivering a holistic solution that reconciles reactive and active power, thereby amplifying the efficacy of power utilization and curtailing fiscal outlays.

Furnishing industrial and commercial entities with a valuable instrument for fine-tuning energy consumption and mitigating their ecological footprint.

4. SCOPE:

The project's ambit spans a wide array of industrial and commercial domains, with a keen focus on energy governance and power factor rectification. It is geared towards sectors such as manufacturing, retail, healthcare, and hospitality, with the primary objective of streamlining energy consumption and mitigating expenses

5. COMPONENTS OF MODEL


1. Microcontroller (PIC18F4550):

Function: Serving as the central processing unit, the microcontroller orchestrates the power factor correction process and facilitates communication with peripheral components.

Specifications:

Architecture: The PIC18F4550 leverages the Enhanced Flash microcontroller architecture within the PIC18 family.

Processor Core: At its core lies the high-performance 8-bit RISC CPU, known as the PIC18F CPU.




2. Liquid Crystal Display (LCD):

- **Function:** The LCD is tasked with presenting vital system metrics, including power factor data and operational status, in a human-readable format.
Type: Employing a Character LCD design.
- **Display Size:** Typically configured with either a 16x2 or 20x4 character layout.



4. LM358 Operational Amplifier:

The LM358, a dual operational amplifier integrated circuit, plays a ubiquitous role in electronic circuits. Characterized by its dual-op-amp configuration encapsulated within a single package, it offers versatility and cost-effectiveness. Its wide operational voltage range and minimal power consumption further enhance its suitability for diverse applications.



5. PZEM-004T Energy Meter Module:

The PZEM-004T stands as a multifunctional energy meter module utilized extensively in both DIY and industrial settings. It excels in accurately gauging electrical parameters such as voltage, current, power, and energy consumption. With compact dimensions and seamless interfacing capabilities, it's a preferred choice for real-time electricity monitoring. Featuring an integrated display and compatibility with serial communication protocols like Modbus or TTL, it offers convenience and affordability across a spectrum of projects, from domestic energy monitoring to industrial automation.



6. Current Transformer :

A current transformer (CT) is indispensable for stepping down high currents to a measurable level, ensuring accurate readings for instruments and protective relays. Operating at 12 volts, it proportionally transforms primary currents to secondary currents, facilitating safe and efficient monitoring, metering, and system protection. Its design encompasses primary and secondary windings, with the secondary current faithfully mirroring the primary current at a reduced scale, bolstering system safety and efficiency.

7. Potential Transformer:

Serving as a vital component in electrical systems, a potential transformer mitigates high voltages to a safer level, typically 12 volts. Comprising primary and secondary windings, it facilitates precise voltage reduction for instrumentation and equipment protection purposes. By furnishing isolated low voltage for

relays and meters, it safeguards equipment while minimizing power loss and electromagnetic interference. Its role in ensuring electrical safety and reliability spans various applications.

8. Inductive Choke (40 Watts):

The inductive choke assumes a pivotal role in power factor correction by introducing controlled phase shifts between voltage and current waveforms. Its selection of inductance values and current ratings is tailored to the specific demands of the system, contributing to optimized power efficiency and performance.



9. Shunt Capacitor :

Shunt capacitors, interconnected in parallel with the load, counteract reactive power components by generating leading currents, thereby enhancing power factor correction and overall system efficiency.

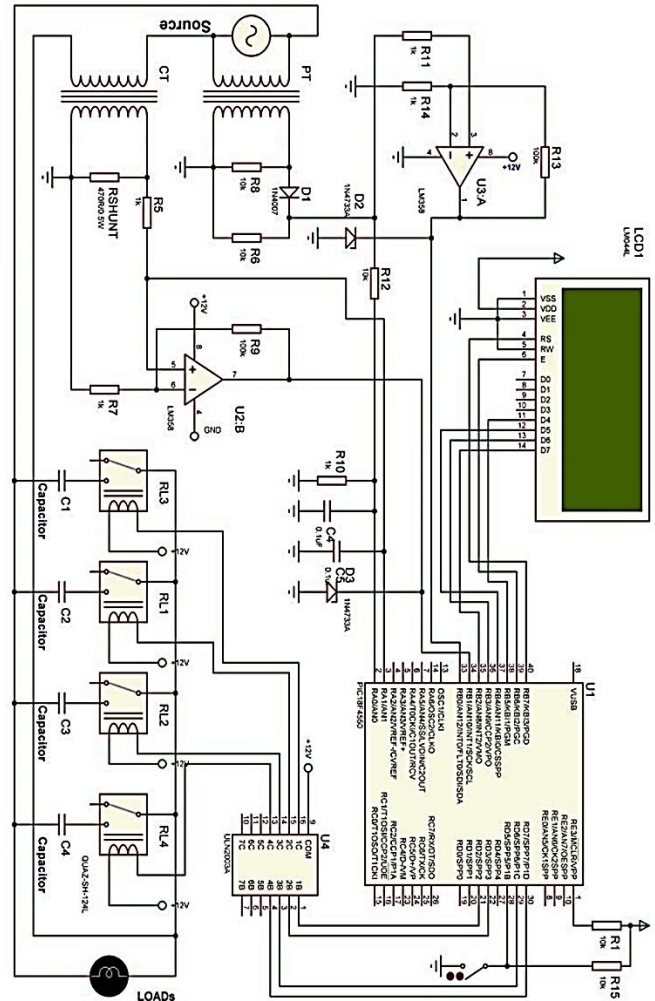


10. Power Supply Adapter (12V 1A DC):

A 12V 1A DC power supply adapter furnishes electrical energy at a voltage of 12 volts and a current of 1 ampere, catering to a diverse array of electronic devices. From routers to LED light strips, its compatibility and stability make it an ideal choice for low-power applications in residential and commercial environments. Transforming alternating current (AC) to direct current (DC), it provides a dependable power source, ensuring consistent performance across various electronic applications.



6. WORKING PRINCIPLE



The operational concept of power factor correction systems centers on optimizing energy utilization efficiency within industrial and commercial environments. This is chiefly achieved through the strategic deployment of shunt capacitors to alleviate power loss stemming from reactive power elements.

The process initiates with the detection of voltage and current within the electrical network. These signals undergo processing via a microcontroller, which computes the temporal variance between the zero-crossing instances of voltage and current waveforms. This temporal variance serves as a pivotal metric for assessing the power factor, where lagging or leading current denotes inefficiencies in energy utilization.

Leveraging this data, the microcontroller ascertains the requisite number of shunt capacitors necessary for rectifying the power factor. Subsequently, these shunt capacitors are engaged in parallel with the load circuit, effectively counteracting the reactive power component and steering the power factor towards unity.

The activation of shunt capacitors is meticulously regulated by the microcontroller, ensuring precise correction devoid of overcompensation. This methodical approach culminates in enhanced power factor and overall energy efficiency.

7. MERITS

1. Energy Efficiency Optimization through Shunt Capacitors:

Mitigating Power Loss: Implementation of shunt capacitors within industrial and commercial setups facilitates a significant reduction in energy consumption

2. Enhanced Power Factor for Operational Efficiency:

Augmented System Efficiency: Incorporating power factor correction mechanisms elevates the real power to apparent power ratio, consequently bolstering the operational efficiency of the entire power distribution framework.

3. Economic Viability and Cost-Effective Solutions:

Minimal Implementation Overhead: The proposed system epitomizes simplicity in design while delivering profound efficacy in energy preservation, all at remarkably modest implementation costs.

4. Strategic Capacitor Deployment Strategies:

Precision Capacitor Utilization: Leveraging shunt capacitors strategically, this initiative integrates a sophisticated microcontroller-driven approach.

5. Tailored Solutions for Inductive Load Compatibility:

Customized for Inductive Load Dynamics: Given the prevalent predominance of inductive loads across industrial landscapes, the devised system is impeccably tailored to address lagging wattage challenges.

8. LITERATURE REVIEW

1. N. Luewarasirikul, "a study of electrical energy saving in office," elsevier, procedia-social and behavioral sciences 197, spp.1203-1208, 2015.-

The scholarly discourse elucidates an innovative framework for power conservation, intricately designed to tackle the pressing need for reduced electricity consumption. Demonstrating a meticulous attention to detail, the framework focuses on optimizing power distribution among diverse appliance categories, meticulously considering the nuanced interplay between appliance classes and their respective power parameters.

2. R.Kralikova, M. Andrej Ova, And E. Wessely. "Energy Saving Techniques And Strategies For Illumination In Industry"Elsevier, Procedia Engineering 100 Pp. 187- 195, 2015. -

The scholarly inquiry delves into an exhaustive examination of methodologies aimed at the preservation of electrical energy within office edifices. It elucidates a deep-seated apprehension regarding the prevalent inclination towards escalated energy utilization inherent in such settings, notably concerning thermal management, illumination, and the utilization of diverse electrical apparatus.

9. CONCLUSION

The primary objective of the project is to alleviate energy consumption and mitigate power loss through the strategic deployment of shunt capacitors, yielding notable economic and environmental benefits. Emphasizing power factor correction, it aims to enhance the ratio of real power to apparent power (KW/KVA), thus addressing inefficiencies stemming from non-operational reactive power. The system integrates precise timing mechanisms utilizing an operational amplifier circuit and a microcontroller for the activation of shunt capacitors, thereby optimizing power factor. Leveraging hardware components

ensures accurate measurement and control. This methodology presents a direct and efficient approach to energy conservation, applicable across a wide spectrum of industries. The results validate its efficacy in power factor correction and cost reduction, positioning it as a viable and economically viable solution with potential for widespread adoption.

10. REFERENCE

[1] N. Luewarasirikul, "A Study Of Electrical Energy Saving In Office," Elsevier, Procedia-Social And Behavioral Sciences 197, Spp.1203-1208, 2015.

[2] R. Kralikova, M. Andrejiova, And E. Wessely. "Energy Saving Techniques And Strategies For Illumination In Industry"Elsevier, Procedia Engineering 100 Pp. 187- 195, 2015.

[3] Sunil Kumar.Matangi, And Sateesh.Prathapani " Design Of Smart Power Controlling And Saving System In Auditorium Byusing Mcs 51 Microcontrollers." Advanced Engineering And Applied Sciences: An International Journal, 3.1, Pp. 5- 9, 2013.

[4] Sugawara, Mayuko, Toshihiro Taketa, And Yukio Hiranaka. "Power-Saving System Which Distributes Saving Target Among Electrical Appliances." The 1st Ieee Global Conference On Consumer Electronics 2012, Pp. 251-255, 2012.

[5] Jong-Hoon Lee, Jung-Tae Kim, Eui-Hyun Paik, Intark Han,And Kwang-Roh Park. " Design And Implementation Of A Service Oriented Power Saving System For The Home Network." 2009 Digest Of Technical Papers International Conference On Consumer Electronics, Ieee, 2009.

[6] Pérez-Lombard, Luis, José Ortiz, And Christine Pout. "A Review On Buildings Energy Consumption Information." Elsevier, Energy And Buildings 40.3, Pp. 394-398, 2008.