

# A Study on Customer Satisfaction Towards Life Insurance in India

Kunwar Rahul Singh, Muhammed Suhail, Sunny Kumar Singh

Mittal School of Business, Lovely Professional University

Guide: Dr. Arun Kaushal, Associate Professor  
Lovely Professional University

## ABSTRACT

This study explores the complex topic of customer satisfaction in the life insurance market in India. The study conducts a comprehensive examination with the primary goal of identifying the factors impacting client happiness and comparing levels of satisfaction across public and private life insurance providers. The research strives to uncover the subtleties of client views, preferences, and experiences in the life insurance services industry by utilizing both qualitative and quantitative techniques. The study clarifies the theoretical foundations of client satisfaction by a thorough literature analysis, utilizing well-established frameworks and models. From a methodological standpoint, to obtain thorough insights into client feelings, A questionnaire development that combines the responses collected from the respondents, and the collection of data is based on the primary data collected. The study's conclusions not only clarify the factors that influence customer satisfaction, including service quality, product selection, and customer support, but they also offer insights into life insurers. The study also emphasizes the value of customer-centric initiatives and superior customer service in building long-lasting connections and enhancing competitiveness in the ever-changing Indian life insurance market. In the field of life insurance in India, the research concludes by recommending a comprehensive comprehension of client needs and expectations in addition to proactive steps meant to improve service delivery and maximize customer happiness.

**Keywords:** *customer satisfaction, life insurance, percentage analysis, questionnaire development*

## INTRODUCTION

In India, life insurance is essential to people's and families' financial stability. It safeguards the welfare of loved ones by acting as a safety net in the event of unanticipated events. It is insufficient to only purchase insurance, though. Long-term loyalty and industry growth depend heavily on the customer's happiness with the complete life insurance experience, from initial comprehension to claim resolution.

This study explores the topic of life insurance client satisfaction in India. Our goal is to comprehend the elements that impact an insured person's opinion of their insurance company. Through an examination of their experiences with application procedures, claim settlements, customer service, product clarity, and communication, this study will highlight areas in which businesses can flourish and those that need development.

Understanding customer satisfaction is vital for life insurance companies in today's competitive landscape. A satisfied customer is not only more likely to renew their policy but also becomes a brand advocate, influencing others. This study's findings will contribute valuable insights for insurers to enhance their offerings and foster stronger customer relationships, ultimately leading to a more robust and trusted life insurance sector in India.

Insurance has a long history in India, with roots dating back to ancient texts. The modern insurance industry

---

[Type here]

---



emerged in the 18th century, influenced by Western models. Initially dominated by foreign companies, the sector gradually saw the rise of domestic insurers. Life insurance was nationalized in 1956, but the market was reopened to private players in the 1990s. This reform aimed to increase competition, offering customers more choices and potentially lower premiums (**Rohilla 2023**).

The 18th Century saw a boom in insurance as people sought security against unpredictable risks. Since death is inevitable, individuals looked for ways to minimize its impact. Insurance companies emerged, offering to transfer these risks to those willing to bear the financial burden. By spreading risks among policyholders, insurance aimed to replace uncertainty with certainty and fostered cooperation (**Kannan 2018**). India's service sector, which includes industries like finance and insurance, has been a bright spot in the country's economy, experiencing a robust growth rate of nearly 13% in 2013-14. Life insurance is a booming market despite being relatively young. Though it has seen significant growth since opening to private companies in 2000, it still has room for expansion. This is evident in the low penetration rate compared to India's GDP. The insurance industry itself is a mix of public and private players, with LIC being a dominant force in life insurance. Recognizing the competitive landscape, the passage underscores the importance of customer service strategies for insurance companies. These strategies should not only focus on attracting new customers but also on retaining existing ones to ensure success in the market (**Ramamoorthy et al. 2018**).

India's life insurance industry plays a crucial role, providing financial security for individuals while also fueling the economy through long-term investments. Following reforms in the 1990s that opened the market to private players, LIC, the dominant public insurer, now faces competition. To thrive in this new landscape, LIC must prioritize excellent customer service, as research suggests quality service and customer satisfaction are key to success in the life insurance industry (**Qureshi et al. 2015**). The life insurance industry relies heavily on customer perception of service quality because insurance is intangible, and benefits are long-term. Since customer satisfaction is crucial for success in this competitive market, insurance companies must prioritize building strong relationships with their customers through quality service. This research explores how to best measure service quality in life insurance, considering the importance of catering to diverse customer needs and demographics. By understanding these dimensions of service quality, life insurance companies can develop effective strategies to improve customer satisfaction and achieve long-term success (**Paposa et al. 2019**).

The objective of this research work is to determine the elements influencing client satisfaction in the life insurance industry and to evaluate client satisfaction between public and private life insurance providers.

## Review Of Literature

According to a popular proverb, if he could satisfy a customer, he would inform two of his friends; if not, he would tell everyone he knew. The best ambassador is a happy customer. Given the significance of customer satisfaction, researchers from a wide range of disciplines have examined it in detail; some of the more significant ones that are relevant to the topic of this study are listed below. There is a reciprocal relationship between the country's economic growth and insurance. People's standard of life rises along with the economy, creating a demand for insurance goods. A robust insurance market encourages risk-taking, which boosts economic growth.

**Vijai et al. (2023)** The study says that Fintech has the potential to increase customer happiness through speed, convenience, and customization, but little is known about the underlying mechanisms that underpin this satisfaction. This study goes deeper, examining how particular Fintech characteristics translate into pleasant experiences while taking potential drawbacks like privacy issues into account and user segmentation (tech-savvy vs. less tech-savvy). By filling in these gaps, we hope to shed light on the complex relationship that exists between Fintech and consumer happiness, providing useful information for both users and providers.

**Rohilla (2023)** The study Examined the post-liberalization expansion of life insurers in India; nonetheless, more study is required. Current research is neither period- nor segment-specific, ignores a variety of impacting factors other than competition, and pays scant attention to implications for the future. This research will go



further, concentrating on (insert certain time period/segment) and examining the combined effects of technological advancements, competition, regulatory modifications, and socioeconomic developments on growth. It will also look at the industry's long-term viability and difficulties in the wake of deregulation. This comprehensive approach seeks to offer a more nuanced view of the dynamics of the Indian life insurance market.

**Luan *et al.* (2023)** Study says that financial apps are booming, but keeping users engaged and loyal requires innovative approaches. Research demonstrates that gamification (points, badges, etc.) and understanding user motivations (convenience, enjoyment) are useful, but rarely examined together. This literature review highlights the limited exploration of their combined impact on loyalty and brand value co-creation. This study aims to bridge this gap, investigating how gamification, aligned with user motivations, drives these outcomes in financial apps.

**Ghai and Vaish (2023)** This study investigated how Indore, India, consumers perceived life insurance. A more comprehensive analysis is necessary due to the study's narrow emphasis, reliance on surveys, disregard for various market segments, and new trends. By looking at perception in a larger area, using qualitative approaches, focusing on demographic groups, and taking new items and technology into account, this research seeks to close these gaps. With the life insurance market constantly changing, our in-depth method aims to offer a more thorough and generalizable insight of customer perspective.

**Fattah *et al.* (2021)** This study investigates the impact of service quality (SQ) on customer loyalty (CL) in Malaysian health insurance, examining the mediating roles of customer satisfaction (CS) and perceived value (CPV). Using PLS structural equation modelling, data from 456 health insurance subscribers reveal significant positive relationships among the variables. CPV partially mediates the SQ-CS relationship and indirectly mediates SQ-CL. CS also partially mediates SQ- CL. The findings underscore the importance of SQ in fostering CS and loyalty, offering insights for managers and policymakers to enhance health insurance services and customer relationships in Malaysia.

**Sewaka *et al.* (2023)** Study shows Loyalty across businesses, including banking, is proven to be influenced by customer happiness and service quality. Although these determinants were investigated in Tangerang, Indonesia by Sewaka *et al.* (2023), there is still a lack of knowledge on their specific impact on bank customer loyalty in that region. This study goes deeper, looking at potential moderating factors, direct effects, and comparisons with other places to improve our comprehension of loyalty drivers in the unique banking environment of Tangerang.

**Singh A.K (2020)** Study on Service quality and customer satisfaction Service quality play a significant role in shaping customer expectations and their subsequent satisfaction. Research indicates that Indian insurance customers value prompt and accurate information, personalized service, responsiveness, and transparency in their interactions with insurance providers. A high level of service quality positively influences customer satisfaction and loyalty.

**Paposa *et al.* (2019)** Service quality and customer satisfaction play vital roles in the success and competitiveness of life insurance companies. By understanding the diverse needs and preferences of various demographic groups, insurance providers can tailor their services to better meet customer expectations, enhance satisfaction levels, and foster long-term relationships. Therefore, ongoing research and analysis are necessary to identify evolving trends in customer preferences and continuously improve service delivery in the dynamic landscape of the life insurance industry.

**Kutná (2018)** The study examines the evolution of life insurance in Slovakia, highlighting the decline in guaranteed interest rates over the past two decades and the impact of regulatory directives like Solvency II. It discusses various types of life insurance products, emphasizing their role in providing risk coverage rather than as investment instruments. The importance of understanding insurance from both protection and long-term commitment perspectives is emphasized. Additionally, challenges in the distribution of insurance products, including insufficient information provided by intermediaries, are addressed. Regulatory requirements at both national and EU levels are outlined, underscoring compliance with relevant directives. The paper concludes by



structuring its content around legislation, basic insurance concepts, case study analysis, and considerations on life insurance products.

**Chaudhary (2018)** The discussion outlines the significant growth and evolving dynamics of the Indian life insurance industry since the economic liberalization of 1991. Factors such as economic growth, demographic changes, and evolving consumer attitudes have fueled the demand for insurance products. While traditional life insurance products remain popular, innovative offerings tailored to diverse consumer needs have emerged, driving premium growth and market penetration. The entry of private insurers, initially dominated by LIC, has led to increased competition and product innovation, necessitating a shift towards customer-oriented strategies. Despite strong market fundamentals, private insurers have faced challenges in sustaining growth, prompting the need for innovative marketing approaches and a focus on service quality to enhance customer experience and maintain market position. Consequently, the study "Service Quality Expectation and Perception in Life Insurance Services" aims to evaluate and improve service quality within the Indian life insurance industry, reflecting the industry's ongoing evolution and the importance of addressing customer needs and perceptions.

**Bhat and Jain (2018).** Study shows that Factors affecting the demand for health insurance in a micro-insurance scheme. Health insurance schemes are increasingly recognized as preferable mechanisms to finance health care provision. The objective of the paper is to analyze factors determining the demand for private health insurance in a micro-insurance scheme. The study has identified several issues and challenges from the insurer's point of view. It also raised some important issues which can be studied in the future. Since health insurance policies are renewed every year. It may be important to study factors that determine the renewal of policies in a micro- insurance environment.

**Méndez-Aparicio *et al.* (2017)** The research by Méndez-Aparicio *et al.* (2017) investigates consumer behavior in online environments, focusing on the formation of expectations and intention to recommend online services. Addressing gaps in previous studies, the research identifies key drivers of expectations, including perceived usefulness, reputation, subjective norm, and perceived ease of use. Encouraging users to utilize private online areas for transactions emerges as a challenge, with consumers often preferring traditional channels due to personalized service. The study underscores the importance of a company's reputation in influencing consumer attitudes and expectations, highlighting its role as a credible signal in mitigating information asymmetries. Practical implications include strategies for encouraging user advocacy, prioritizing website design for accessibility and ease of use, and investing in reputation management. Future research should explore outcomes beyond intention to recommend and conduct comparative studies across different user segments and industries to provide a comprehensive understanding of consumer behavior in online environments.

**Agarwal and Kapoor (2014)** The study was carried out to find out whether marketing innovation and creativity have an impact on achieving a competitive advantage in the insurance industry. The study shows that marketing innovation and creativity are crucial to organizational success. The insurance industry can satisfy their customers, which will improve the businesses and achieve a competitive advantage.

**Idham *et al.* (2014)** The study underscores the multifaceted nature of factors influencing life insurance demand. Consumer perception, income levels, price sensitivity, and interest rates emerge as key determinants shaping demand dynamics. Understanding consumers' perceptions and economic factors is critical for insurers to tailor products and services effectively. The review highlights the significance of customer-centric approaches and empirical analysis in exploring life insurance demand trends, particularly in the context of Etiqa Insurance & Takaful's market landscape in Malaysia.

**Chakraborty *et al.* (2013)** Discusses the proliferation of studies on various aspects of CBHI schemes, such as uptake, utilization of healthcare, financial protection, and the impact of such schemes. It references previous research by scholars such as Gumber, Jakab, Ranson, and others, who have examined the effectiveness and inclusiveness of CBHI schemes in India. Additionally, the document provides insights from previous reviews and systematic studies, highlighting the ability of CBHI schemes to mobilize resources for healthcare needs and reach low-income groups, albeit with variations across schemes. It also discusses the limitations and challenges of CBHI schemes in providing financial protection for the lowest-income groups.



Furthermore, the research discusses the characteristics of SHGs and their members, emphasizing the potential of offering insurance through such groups to scale up CBHI. It also highlights the variations in enrolment across different locations and the role of local innovations in driving insurance uptake.

**Yadav and Tiwari (2012)** The study identifies factors like income, age, educational background, and risk perception as playing a role in life insurance investment decisions. By understanding these demographics and risk tolerance, insurance companies can tailor products and communication strategies to better meet customer needs, potentially leading to higher satisfaction. The research highlights the importance of security and benefits like tax advantages as motivators for investment. Life insurance companies that emphasize these aspects and deliver on their promises can build trust and satisfaction. Clear communication about policy terms, exclusions, and claim processes is crucial for building trust, which is a key driver of customer satisfaction in the insurance industry.

**Keerthi *et al.* (2009)** This study conducted in 2009 on the expectations and perceptions of policyholders in the private life insurance sector in Coimbatore City. The study aimed to measure the level of service quality offered by three major private insurance companies - ICICI Prudential, Bajaj Allianz, and SBI Life - and to identify significant differences between policyholders' expectations and actual experiences. The study utilized the SERVQUAL technique, consisting of a 21-question survey. Statistical tools such as percentage analysis and average score analysis were applied to the survey results. The study concludes that there are significant differences between policyholders' expectations and perceptions of service quality, with some areas needing improvement.

#### **NEED AND SIGNIFICANCE OF THE STUDY**

The exploration of existing literature underscores a noticeable dearth of research dedicated to the Indian insurance industry, despite its burgeoning importance. As India witnesses a substantial surge in insurance activities, there arises an exigent call for comprehensive investigations into various facets of this sector. While prior studies have predominantly approached the subject from a financial standpoint, there exists a conspicuous gap in research focusing on the marketing dimension—a critical aspect for companies striving to expand their market presence. This research endeavors to address this gap by shifting the spotlight onto customer satisfaction within the context of life insurance, an aspect largely overlooked in previous scholarly endeavors. By emphasizing the societal role of life insurance in India, primarily as a means of social security rather than merely a tax-saving instrument, this study confines its inquiry to the domain of life insurance. Such a focus is deemed essential given the profound social significance of life insurance in a country like India, where it serves as a vital component of financial stability for many households.



## OBJECTIVE OF THE STUDY

- To determine the factors influencing client satisfaction in the life insurance industry.
- To evaluate client satisfaction on the life insurance providers in India

## RESEARCH METHODOLOGY

The following research methodology was used in this study:

### Sample Design

Convenience sampling design is used, and all the customers of life insurance companies overall India constituted the population of the study. The respondents will be chosen by the sampling method which constitutes the overall customer to acquire the sample size using convenience sampling method.

### Sample size:

The sample size consisted of 251 respondents, out of which it represents the existing Indian life insurance holders, who are admitted the policy holdings for decades and the recent policy holders. Analyzing the responses from this sample of 251 respondents, you can gain valuable insights into the needs, preferences, and behaviors of Indian life insurance holders, informing strategic decisions and initiatives aimed at improving customer satisfaction and driving business growth.

### Collection of Data

The data was collected by using both primary and secondary sources. The study was concerned with identifying customer satisfaction of policyholders. Primary data collection with the help of self-administrative questionnaire. Moreover, primary sources specify the quality assured and reliable, credible, and up to date datasets. Primary data was collected through questionnaires, from the customers and secondary data was collected from sources such as books and published data.

### Questionnaire Development

To imply the questionnaire regarding customer satisfaction, Customer satisfaction has become a fundamental construct in marketing practice given its importance and established relationship with customer. Literature review provides a solid foundation for developing a customer satisfaction questionnaire. Given the significance of customer satisfaction in marketing practices, as it influences customer retention, repurchase behavior, and profitability, The questionnaire should aim to capture the nuances of customer experiences and perceptions. There is ample literature concerning the contributions of customer satisfaction evaluations. "The input was taken from the works of **Ghai and Vaish (2023)**, **Sewaka *et al.* (2020)**, **Singh (2020)**, and **Paposa *et al.* (2019)**.

## TOOLS ADOPTED FOR THE STUDY

### Statistical techniques and analysis

This survey is of a descriptive nature. Descriptive statistics attempt to describe the relationship between variables in a sample or population and provide a summary of data in the form of percentage analysis.

### Application of percentage analysis

Percentages are one of the most used statistical techniques. Percentage is calculated by taking the frequency in



the category, divided by the total number of participants, and multiplying by 100. The presentation of the data analysis is also one of the important steps taken. The various presentation tools used in this project are as follows:

### **Graphs**

Different types of graphs are popular means for illustrating the findings of the study. A "Pie chart" is a circular statistic graphic, which shows the results as the pie slices. it is used to analyze the data as per the percentage of responses.

### **Data tables/tabular presentation**

A table facilitates the representation of even large amounts of data in an attractive, easy to read and organized manner. This is one of the most widely used forms of presentation of data. In this study, tabular presentations are used to present the results of data analysis.

## **DATA ANALYSIS AND INTERPRETATION**

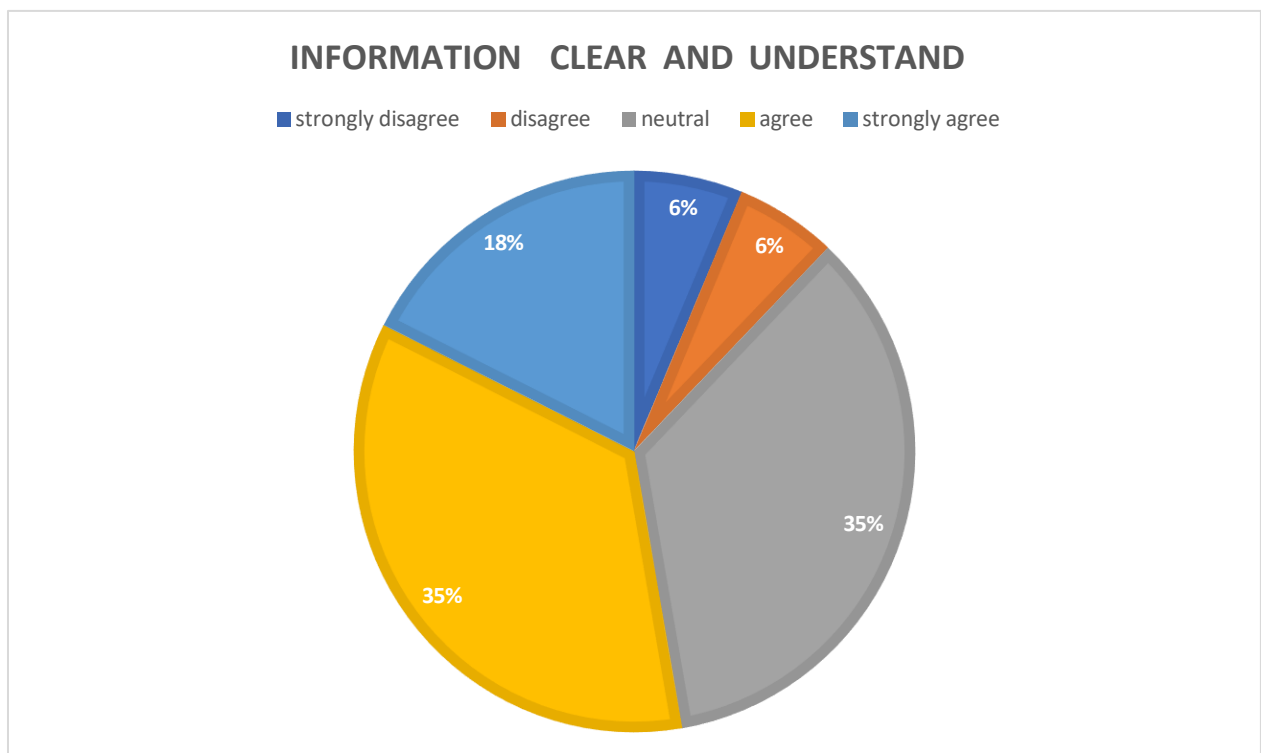
Percentage is the statistical tool that has been applied for the analysis of various aspects of the collected data, which is directly extracted from the questionnaire.



**TABLE 1** Showing the information provided by my life insurance company about the policy terms and conditions was clear and easy to understand for the respondent.

OPTION	COUNT	PERCENTAGE
Strongly disagree	16	6.4%
Disagree	15	6%
Neutral	88	36%
Agree	88	36%
Strongly agree	44	18%

**DIAGRAM 1** Showing the information provided by my life insurance company about the policy terms and conditions was clear and easy to understand to the respondent.



### Interpretation

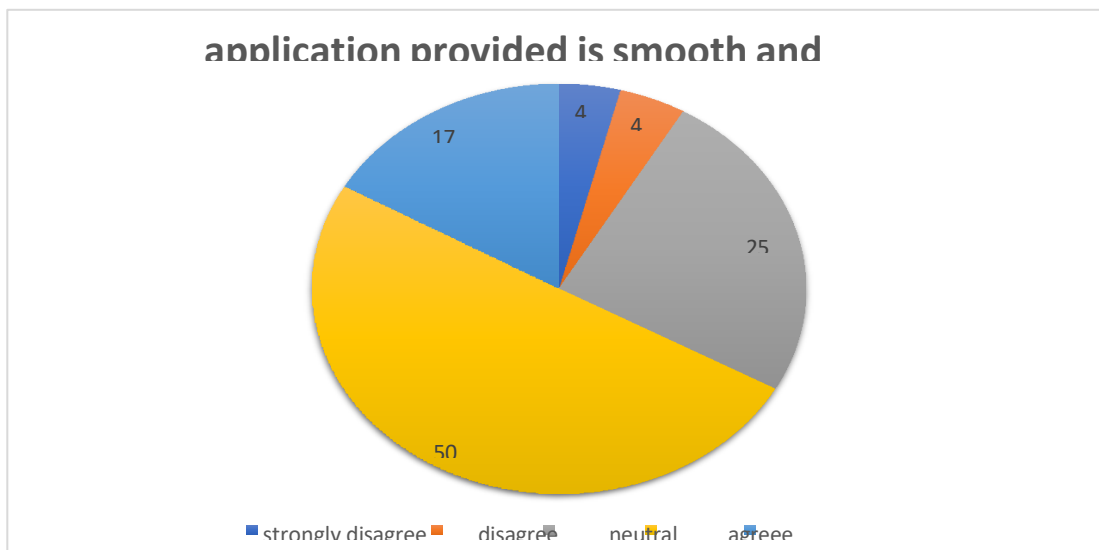
Above the table and diagram shows that 36% of the responses agree, 18% of the responses strongly agree and 36% of the responses are neutral. This indicates that the policy terms and conditions are likely well-explained and accessible to the policyholders.



**Table 2 Shows the analysis of applying for a life insurance policy with my current company was smooth and hassle-free.**

OPTION	COUNT	PERCENTAGE
Strongly disagree	10	4%
Disagree	11	4.4%
Neutral	62	24.7%
Agree	126	50.2%
Strongly agree	42	16.7%

**DIAGRAM 2 Shows the analysis of applying for a life insurance policy with my current company was smooth and hassle-free.**



### Interpretation

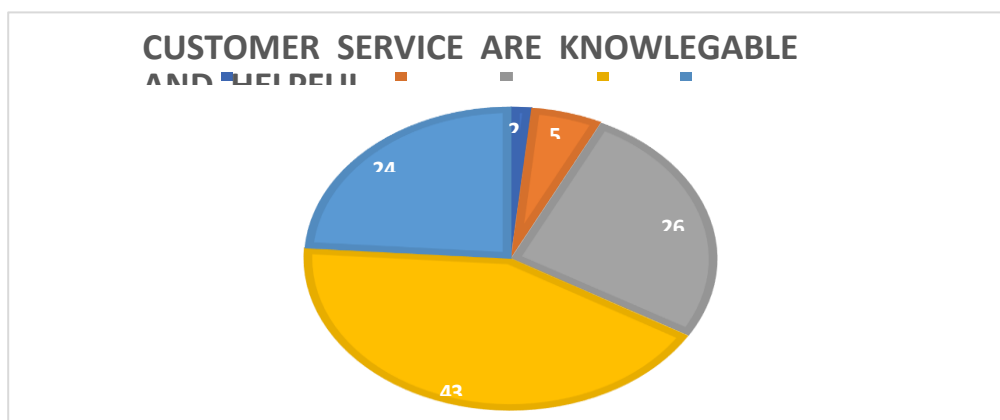
Above the table and diagram shows that 50% of the responses agree, 17% of the responses strongly agree and 25% of the responses are neutral. On the other hand, a small number of respondents (4.4%) disagree with the statement that the application process is smooth and hassle-free. Overall, the data suggests that the application process is likely well-organized and user-friendly.



**TABLE 3** Shows the customer service representatives at my life insurance company are knowledgeable and helpful when you have questions.

OPTION	COUNT	PERCENTAGE
Strongly disagree	4	1.6%
Disagree	14	5.6%
Neutral	66	26.3%
Agree	107	42.6%
Strongly agree	60	23.9%

**DIAGRAM 3** Shows the customer service representatives at my life insurance company are knowledgeable and helpful when you have questions.



### Interpretation

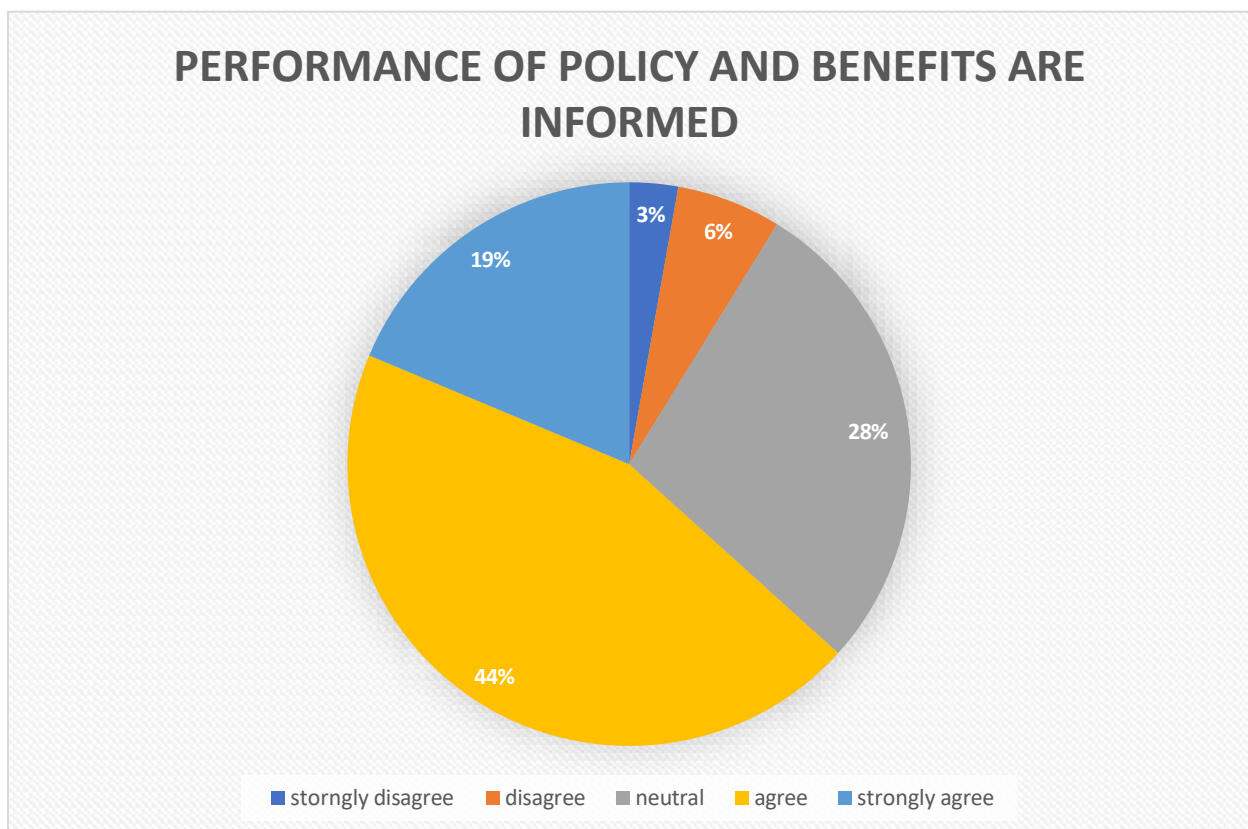
Above the table and diagram shows that 43% of the responses agree, 24% of the responses strongly agree and 26% of the responses are neutral. A small number of respondents (5.6%) disagree with the statement that the customer service representatives are knowledgeable and helpful. This indicates that the customer service representatives are likely competent and eager to assist policyholders with their questions and concerns.



**TABLE 4** Shows the life insurance company keeps informed about the performance of my policy and its benefits.

OPTION	COUNT	PERCENTAGE
Strongly disagree	7	2.8%
Disagree	5	6%
Neutral	70	27.9%
Agree	112	44.6%
Strongly agree	47	18.7%

**DIAGRAM 4** Shows the life insurance company keeps informed about the performance of my policy and its benefits.



### Interpretation

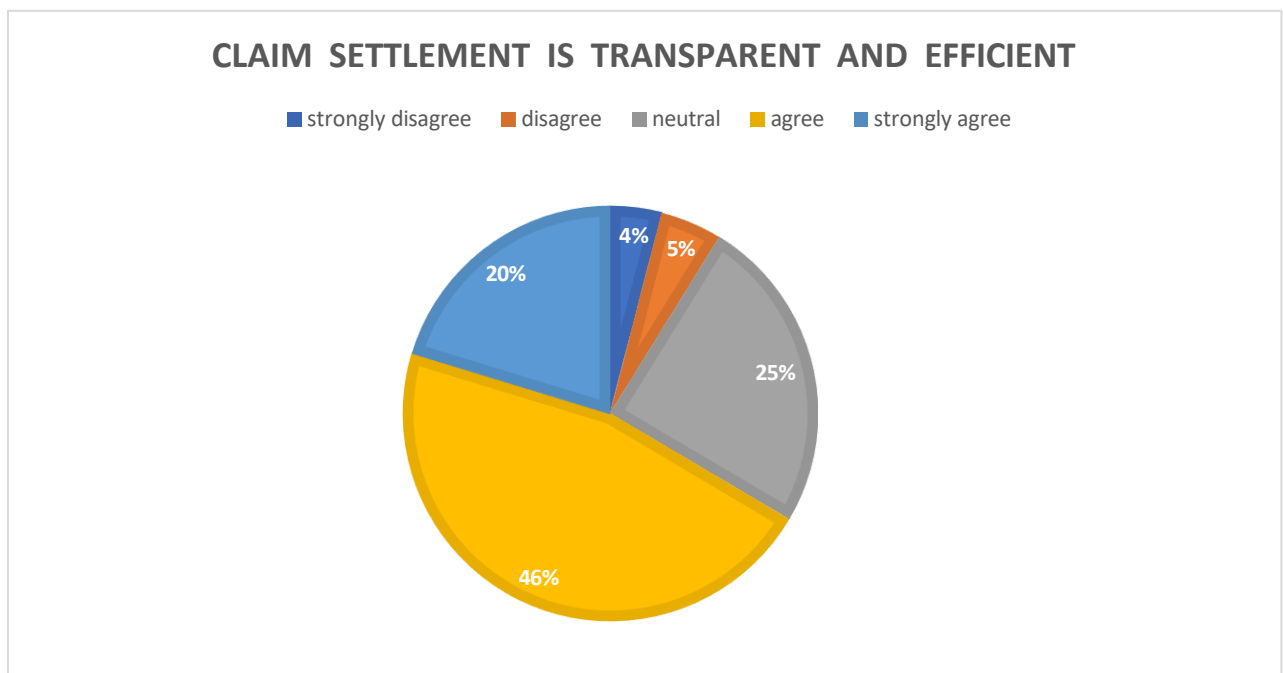
Above the table and diagram shows that 44% of the responses agree, 18% of the responses strongly agree. while a smaller portion disagree 6% and strongly disagree<sup>2</sup>2.8%. Most respondents, 27.9%, are neutral about the statement. This indicates, policyholders are satisfied or have a positive attitude towards the life insurance company keeping them informed about their policy's performance and benefits.



TABLE 5 shows the claim settlement process with respondent's life insurance company is transparent and efficient.

OPTION	COUNT	PERCENTAGE
Strongly disagree	10	4%
Disagree	12	4.8%
Neutral	62	24.7%
Agree	116	46.2%
Strongly agree	51	20.3%

DIAGRAM 5 Shows the claim settlement process with respondent's life insurance company is transparent and efficient.



### Interpretation

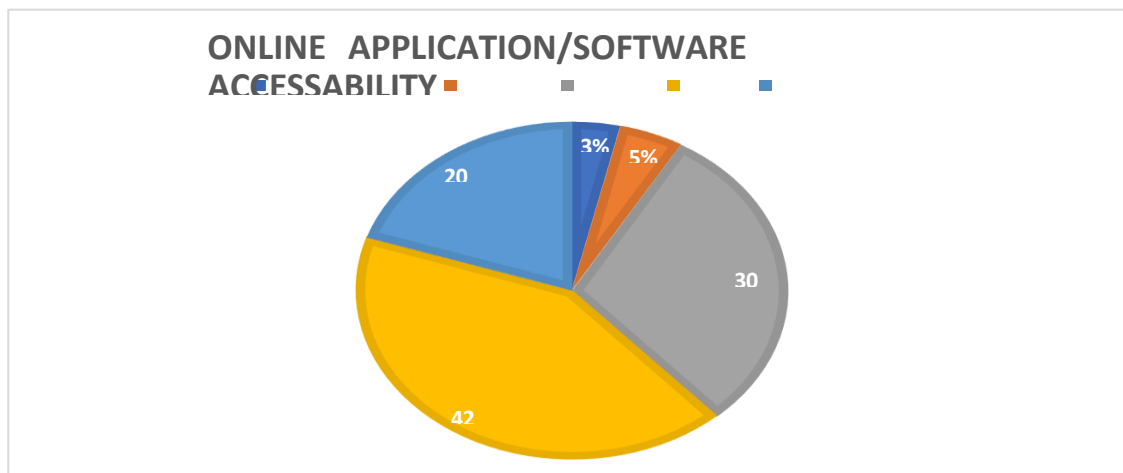
Above the table and diagram shows that major responses 46% of the responses agree, 20% of the responses strongly agree. while a smaller portion disagree 5% and strongly disagree 4%, 25% are neutral about the statement. Most policyholders believe that their life insurance company's claim settlement process is transparent and efficient, which indicates a positive experience in handling claims with the company.



TABLE 6 Shows that online portal/mobile app of my life insurance company allows me to easily manage my policy and access information.

OPTION	COUNT	PERCENTAGE
Strongly disagree	9	3.6%
Disagree	12	4.8%
Neutral	75	29.9%
Agree	105	41.8%
Strongly agree	50	19.9%

DIAGRAM 6 Shows that the online portal/mobile app of my life insurance company allows me to easily manage my policy and access information.



### Interpretation

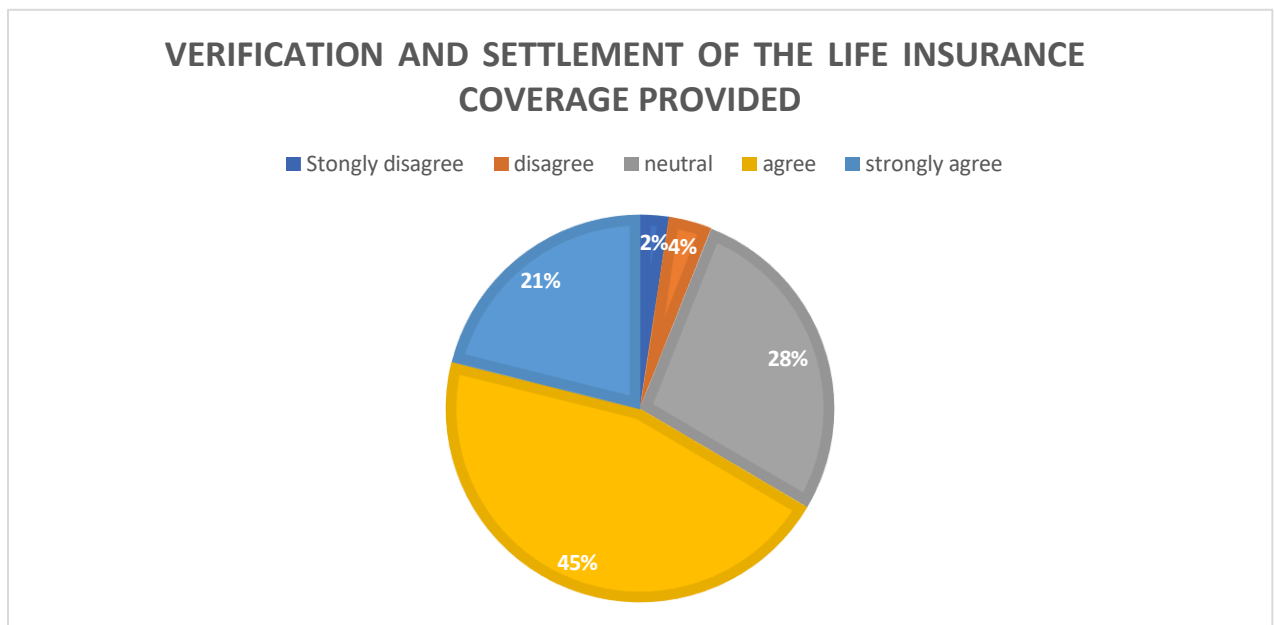
The chart shows that most respondents either agree 41.8% or Strongly Agree 19.9% that their life insurance company's online portal or mobile app allows them to easily manage their policy and access information. While a smaller portion disagree is 5% and strongly disagree 3%, 30% are neutral about the statement. This indicates that the company's digital platform is effective in providing a convenient and accessible experience for its policyholders.



**TABLE 7** Shows that the premium amount the respondent pays for the life insurance policy is fair and reflects the coverage provided.

OPTION	COUNT	PERCENTAGE
Strongly disagree	6	2.4%
Disagree	9	3.6%
Neutral	69	27.5%
Agree	114	45.4%
Strongly agree	53	21.1%

**DIAGRAM 7** Shows that the premium amount the respondent pays for the life insurance policy is fair and reflects the coverage provided.



### Interpretation

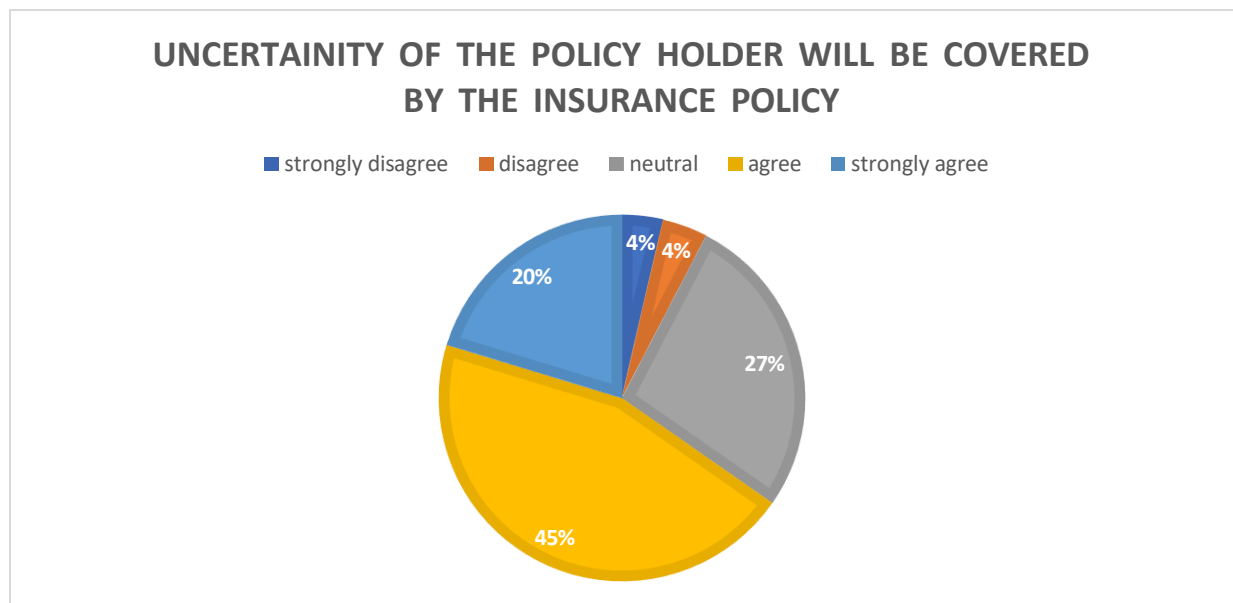
The chart shows that most respondents either agree 45% or Strongly Agree 21% that the premium amount the respondent pays for the life insurance policy is fair and reflects the coverage provided. While a smaller portion disagree is 4% and strongly disagree is 2%, 28% are neutral about the statement. This indicates a positive opinion about the premium pricing of the insurance company.



**TABLE 8** Shows that respondents life insurance policy will adequately meet the financial needs of the family in case of any demise.

OPTION	COUNT	PERCENTAGE
Strongly disagree	9	3.6%
Disagree	10	4%
Neutral	68	27.1%
Agree	113	45%
Strongly agree	51	20.3%

**DIAGRAM 8** Shows that respondents' life insurance policy will adequately meet the financial needs of the family in case of any demise.





## Interpretation

The table and chart show that most respondents either agree 45% or strongly agree 20.3% with the statement, indicating a high level of confidence in their life insurance policy. A smaller percentage of respondents fall in the neutral 27.1% category. A minority of respondents disagree 4% or strongly disagree 3.6% with the statement. This indicates a positive assessment of the policy's coverage.

**Table 9 Shows that the life insurance company has met or exceeded the expectations for customer service.**

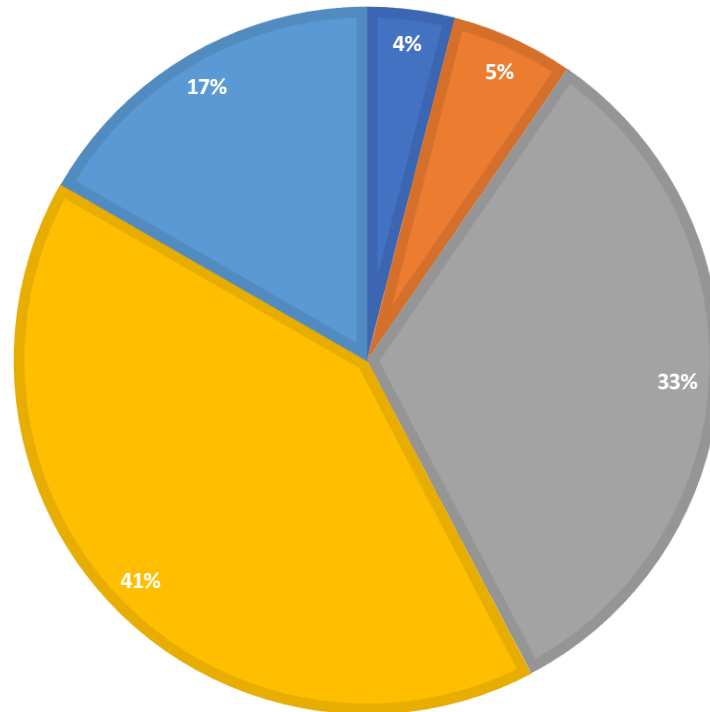
OPTION	COUNT	PERCENTAGE
Strongly disagree	10	4%
Disagree	14	5.6%
Neutral	82	32.7%
Agree	103	41%
Strongly agree	42	16.7%

**DIAGRAM 9 Shows that the life insurance company has met or exceeded the expectations for customer service.**



### CUSTOMER SERVICE PROVIDED EXCEEDED OR MET THE CUSTOMER EXPECTATION

strongly disagree   disagree   neutral   agree   strongly agree



#### Interpretation

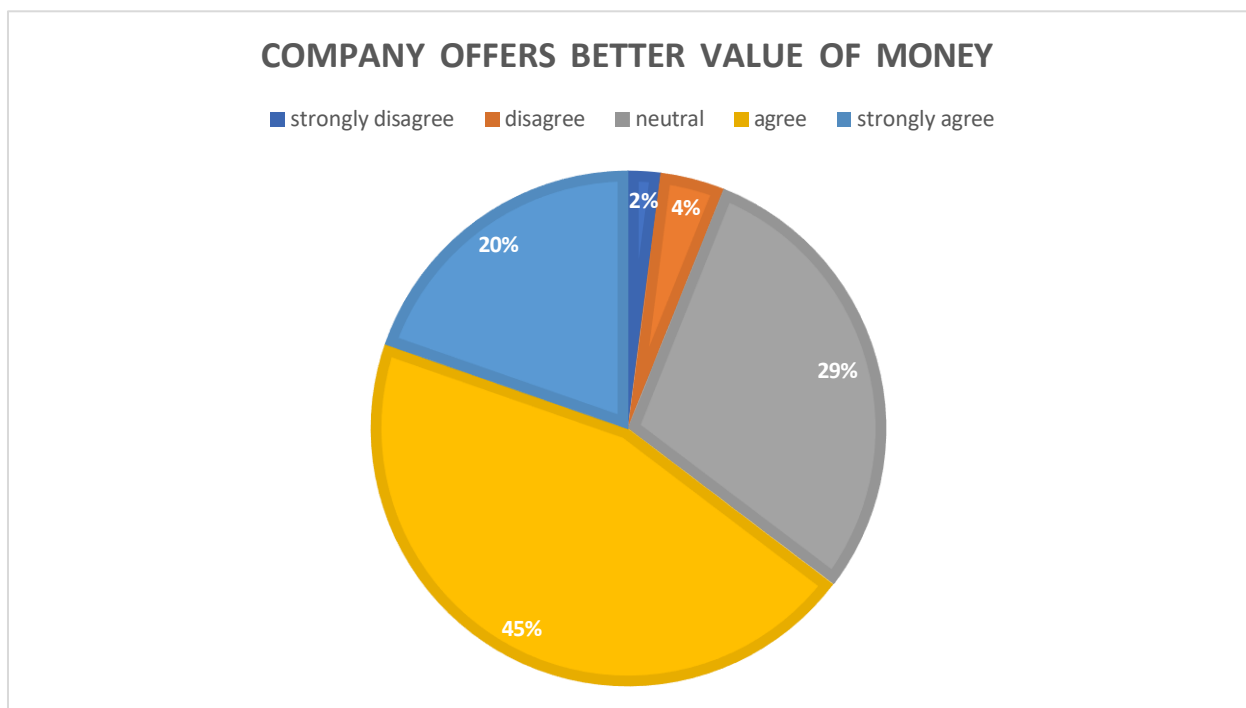
The table and chart show that the most respondents agree 103 or strongly agree 42 with the statement, indicating a high level of satisfaction with the customer service provided by their life insurance company. The percentage of respondents in the agree and strongly agree categories are 41% and 16.7%, respectively. This indicates that most policyholders are satisfied with the customer service provided by their life insurance company, but there is a significant minority of respondents who expressed disappointment with the customer service experience. It has to be concerned by the insurance company.



**TABLE 10** Shows that Compared to other life insurance providers in India, respondent believes current company offers better value for money.

OPTION	COUNT	PERCENTAGE
Strongly disagree	5	2%
Disagree	10	4%
Neutral	75	29%
Agree	112	44.6%
Strongly agree	49	19.5%

**DIAGRAM 10** Shows that Compared to other life insurance providers in India, respondent believes current company offers better value for money.





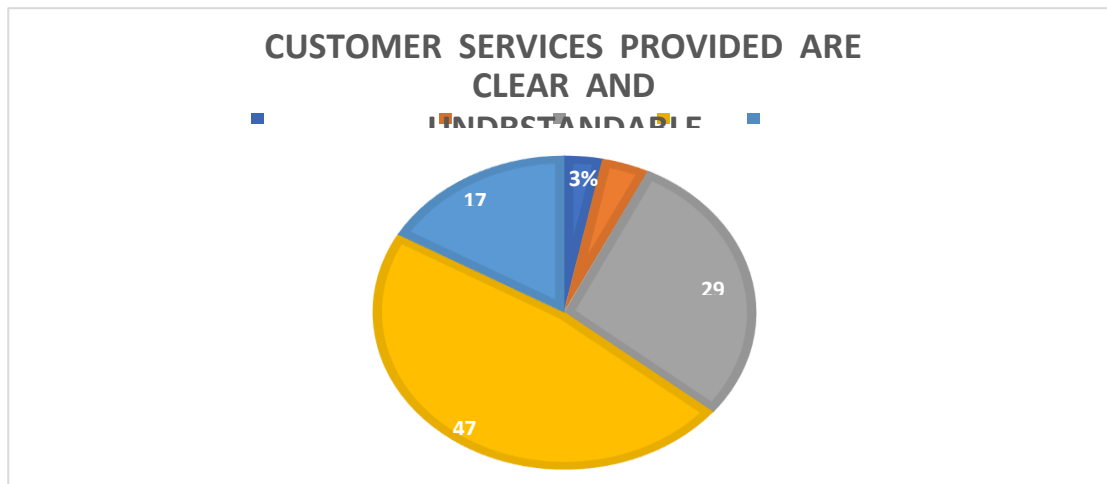
## Interpretation

The chart shows that most respondents (44.6%) selected agree and a substantial number of respondents (19.5%) selected strongly agree to this question. The second largest group of respondents (29.9%) selected neutral, while the remaining respondents selected either disagree or strongly disagree. This indicates the most of respondents believe that their current life insurance provider in India offers better value for money compared to other life insurance providers in the country.

**TABLE 11** shows that overall, the communication from my life insurance company is timely, clear, and informative.

OPTION	COUNT	PERCENTAGE
Strongly disagree	8	3.2%
Disagree	10	4%
Neutral	72	28.7%
Agree	119	47.4%
Strongly agree	42	16.7%

**DIAGRAM 11** shows that overall, the communication from my life insurance company is timely, clear, and informative.



## Interpretation

The chart shows the total number of responses in each category, with the highest number of responses being 119 in the “agree” category. The % Responses section shows the percentage of responses in each category relative to the total number of responses. The “agree” category received the highest percentage of responses with 47.4%. This indicates that most of the respondents find the communication from the company to be timely, clear, and informative.



## MAJOR DISCOVERIES OF THE RESEARCH

This study has delved into customer contentment in the Indian life insurance sector, with a particular focus on the influences on contentment and comparisons between public and private insurers. Here is a summary of the key findings from the data analysis revealed in the report. **Policy Information and Transparency** a significant part of the respondents (about 36%) felt that the information provided about the policy terms and conditions was clear and easy to comprehend.

**Application Process**, most of the respondents (over 70%) expressed a smooth and hassle-free experience when applying for a policy with their current insurer. **Customer Service** A substantial number of respondents (over 65%) found the customer service representatives to be well-informed and helpful. **Policy Performance** **Communication** most policyholders (over 70%) believed they were kept abreast of their policy's performance and benefits by the insurance company. **Claim Settlement Process** Most respondents (over 65%) reported transparency and efficiency in the claim settlement process. **Digital Platform** A significant portion of the respondents (over 60%) agreed that their insurer's online portal or mobile app provided a convenient way to handle policies and access information. **Premium Pricing**, most of the respondents (over 65%) deemed the premiums they paid to be fair and reflective of the coverage provided. **Policy Adequacy** Most respondents (over 65%) expressed high confidence in their life insurance policy's ability to meet their family's financial needs in case of death. **Customer Satisfaction** A significant portion of the respondents (over 55%) indicated that their life insurance company either met or exceeded their expectations for customer service. **Value for Money** Compared to other Indian life insurance providers, most respondents (over 65%) believed that their current company provided better value for money. **Communication** Most respondents (over 75%) felt that the communication from their life insurance company was timely, clear, and informative. **Areas for Improvement**, while the study shines a light on positive aspects of customer experience, there are areas for enhancement according to the data. A significant minority expressed concerns regarding customer service, indicating a need for enhancement in certain instances. Some respondents were neutral concerning aspects like policy communication and digital platforms, pointing towards potential areas for improvement.



## LIMITATIONS AND FUTURE RESEARCH DIRECTIONS

The study recognizes limitations inherent in the convenience sampling method, which may not fully depict the entire population of Indian life insurance policyholders. Further exploration could delve into satisfaction levels across various demographic segments such as age groups, income levels, and geographic locations. Additionally, a deeper dive into specific aspects of customer service, like communication channels, response times, and claim settlement interactions could offer more detailed insights for targeted enhancements.

This research acts as a platform for insurance companies to devise tailored strategies to heighten customer satisfaction. Investing in clear and consistent communication across all touchpoints, from policy initiation to claim resolution, is crucial.

## CONCLUSION

To conclude, this study elucidates the critical role of customer-centricity in propelling the Indian life insurance sector forward. By translating actionable insights from this study into concrete strategies, companies can cultivate a more satisfying customer experience, build trust, and drive sustainable growth. Continuous improvement through targeted research and innovative technologies can pave the way for industry-wide excellence.

## REFERENCES

- Rohilla, R. L. (2023). Post Liberalization Growth of Life Insurers Business in India. *International Journal of Emerging Technologies and Innovative Research (www.jetir.org/UGC and issn Approved)*, ISSN, 2349-5162.
- Kimani, P. G. (2023). *Determinants Of Financial Performance of General Insurance Companies in Kenya* (Doctoral dissertation, KCA University).
- Fadun, O. S. (2023). Analysis of the impacts of insurance claims settlement on economic growth: The case of Nigeria. *International Journal of Business Ecosystem & Strategy* (2687-2293), 5(3), 51-59.
- Paposa, S. S., Ukinkar, V. G., & Paposa, K. K. (2019). Service quality and customer satisfaction: Variation in customer perception across demographic profiles in life insurance industry. *International journal of innovative technology and exploring engineering*, 8(10), 3767-3775.
- Paposa, S. S., Ukinkar, V. G., & Paposa, K. K. (2019). Service quality and customer satisfaction: Variation in customer perception across demographic profiles in life insurance industry. *International journal of innovative technology and exploring engineering*, 8(10), 3767-3775.
- Kannan, M. (2018). Customer satisfaction towards life insurance corporation with special reference to Chennai City. *International Journal of Development and Sustainability*, 7(9).
- Ramamoorthy, R., Gunasekaran, A., Roy, M., Rai, B. K., & Senthilkumar, S. A. (2018). Service quality and its impact on customers' behavioural intentions and satisfaction: an empirical study of the Indian life insurance sector. *Total Quality Management & Business Excellence*, 29(7-8), 834-847.
- Gubalová, J. O. L. A. N. A., Medveová, P., & Špírková, J. A. N. A. (2018). Will Life Insurance Products Meet Our Expectation. In *Applications of Mathematics and Statistics in Economics 2018, Conference Proceedings. Prague: Oeconomica Publishing House* (pp. 200-201).



- Chaudhary, K. (2018). Service Quality Expectation and Perception in Life Insurance Services. *Journal of Management Research and Analysis (JMRA)*, 5(02), 251-258.
- Kharde, Y., & Madan, P. (2018). Influence of intentions on buying behaviour of women towards insurance purchase: an empirical study. *International Journal of Business and Management Invention*, 7(2), 19-27.
- Kannan, M. (2018). Customer satisfaction towards life insurance corporation with special reference to Chennai City. *International Journal of Development and Sustainability*, 7(9).
- Ramamoorthy, R., Gunasekaran, A., Roy, M., Rai, B. K., & Senthilkumar, S. A. (2018). Service quality and its impact on customers' behavioural intentions and satisfaction: an empirical study of the Indian life insurance sector. *Total Quality Management & Business Excellence*, 29(7-8), 834-847.
- Méndez-Aparicio, M. D., Izquierdo-Yusta, A., & Jiménez-Zarco, A. I. (2017). Consumer expectations of online services in the insurance industry: An exploratory study of drivers and outcomes. *Frontiers in psychology*, 8, 268205.
- Qureshi, M. N. Z., & Bhatt, J. (2015). An assessment of service quality, customer satisfaction and customer loyalty in life insurance corporation of india with special reference to Srinagar district of Jammu and Kashmir. *Pac. Bus. Rev. Int*, 7, 60-70.
- Qureshi, M. N. Z., & Bhatt, J. (2015). An assessment of service quality, customer satisfaction and customer loyalty in life insurance corporation of india with special reference to Srinagar district of Jammu and Kashmir. *Pac. Bus. Rev. Int*, 7, 60-70.
- Yadav, B., & Tiwari, A. (2012). A study on factors affecting customers investment towards life insurance policies. *International Journal of Marketing, Financial Services & Management Research*, 1(7), 106-123.
- Keerthi, P., & Vijayalakshmi, R. (2009). A study on the expectations and perceptions of the services in private life insurance companies. *SMART Journal of Business Management Studies*, 5(2), 60-64.
- Bhat, R., & Jain, N. (2006). Factoring affecting the demand for insurance in a micro health insurance scheme. *India: IIMA*