

A STUDY ON THE VIABILITY OF URBAN STREET VENDORS IN COCHIN CITY

SABANA .K.S

Asst Prof : ST Albert's College (Autonomous), Ernakulam

Asst.Professor Sabana K.S,

Department of Retail Management, St Albert's College (Autonomous), Ernakulam

CHAPTER - 1

INTRODUCTION

INTRODUCTION

The informal sector or informal economy is a broad term that refers to that part of an economy that is not taxed, monitored by any form of government, or included in any gross national product (GNP), unlike the formal economy. The original use of the term 'informal sector' is attributed to the economic development model put forward by W.Arthur Lewis used to describe employment or livelihood generation primarily within the developing world. It was used to describe a type of employment that was viewed as falling outside of the modern industrial sector. Worldwide there is a growth in the number of people working in informal economy either as self-employed in unregistered enterprises or as wage workers in unsecured jobs. It is now widely recognized that informal economy is a permanent phenomenon, integrally linked to modern capitalist development and globalization¹.

Informal workforce in India estimated 370 million workers, representing nearly 93% of total workforce. The vast informal workforce is comprised of three segments first informal employment in agriculture, including both small farmers and agricultural labourers of 60% total employment. Apart from agriculture 133 million

workers or 83% of non agriculture workforce are in informal economy. The vast majority of these are engaged in informal enterprises as employers. Third segment estimated 6% of total informal workforce comprised of informal wageworkers who work outside informal enterprises for formal firms, households².

In urban context most of the urban poor, survive by working in informal sector. Poverty and lack of gainful employment in the rural areas and in the smaller towns derive large number of people to the cities for work and livelihood. These people generally possess low skill and lack of required education for better paid jobs in formal sector. The informal sector includes small enterprise operators, selling goods, foods or offering services their by involving cash economy and market transactions. This is called urban informal sector. The activities of the urban informal sector in the public arena of cities are particularly apparent in the case of street based trading which is widely known as street vending business.

Street vendor is defined as a person who offers goods or services for sale to the public without having a permanent built-up structure but with a temporary static structure or mobile stall. Street vendors may be stationary by occupying space on the pavement or others public or private areas or may be mobile in the sense that they move from place to place carrying their wares pushcarts or in cycles or basket on their heads or may sell their wares in moving bus. Street vendors are an asset to the urban system because of their contribution to the society towards the urban poverty alleviation.³

The present study is an attempt to analyze how severely the vendors are facing the problems from financial marketing and legal areas of their street vending business.

1.1 REVIEW OF LITERATURE

Ritajoythi Bandyopadhyay (2011) in his article “Politics of archiving: hawkers and pavement dwellers in Calcutta” stated that Street vendors are not the main cause of congestion and chose at busy places. The National policy on urban street vendors 2009 envisages zoning laws, issue of license and social security for vendors. The author also highlighted the concept of counter archive or reverse archives that used by the Hawkers Sangram Committee (HSC) or Hawkers union to redefine the subjectivities of the members involved in street vending business⁴.

Ravikaran Deshmukh (2011) published a report on paanipuri vendor, an awareness about unhygienic street food that is Hawkers sell unhygienic food on the streets and people consume it. There are Supreme Court guidelines on food being sold on the streets and the government will ensure that they are followed and effectively implemented. After publishing this report street food vendors had disappeared before the authorities catch them⁵.

Harsh Mander (2011) reported in “The Hindu news paper” that Street vendors have a presence in every urban area, from the smallest town to the largest metropolis, but what they require is a transparent and liberal system of registration⁶.

Sharit k. Bhowmik (2010) in his book “Street vendors in the global urban economy” stated that the vendors are not receiving hygiene background to sell their products and no representatives of the state are at hands to protect their livelihoods. In preparing this and street vendors in Asia Bhowmik had to reach out to vendor unions and the non-governmental organizations and to work with them⁷.

Mari Marcel Thekarara (2009) in the article “In defence of the street economy” examined that Street vendors are good for providing local colour in Incredible India tourist campaigns, but 10 million of them are without any rights and treated as a nuisance. Yet, this vast body of people provides invaluable services in cities and adds to a city’s earnings instead of being a drain on it. Instead of evicting them, their activities should be regularized and protected⁸.

Scott Allen (2009) conducted a study on 9 base ball stadium vendors and concluded that good stadium vendor can make you feel that you are not tired. A bad stadium vendor make you bored, tired and irritated⁹.

Winarno F.G and A. Allain (2008) in their study on “Street food in developing countries” provided an overview on street food vendors problems and eviction among them from authorities. The lease versus licensed hawker restrictions have put a burden on this mobile food culture¹⁰.

Harban Dimas (2008) in his working paper “Street vendor’s urban problem and economic potential” conducted in Ban dung, West java, Indonesia stated that street vendors as an urban asset. They are existing because there is a market for them and they serve an economic purpose. Since they are productive they deserve support and they are port of poor and weak. This paper also discusses the root of street vendors phenomena and suggested several solutions sampled from the best practices around the world¹¹ .

Marlis Wipper and Christoph Dittrich (2007) in their article “Street food Vendors in the provisioning system in Hyderabad” provided an overview of the issue of the street food vending system and analysed the organization structures and changing institutional arrangement of the urban road side, food vending system, the livelihood of vendors and examined the role of street food in the urban food provisioning system¹².

1.2. CONCEPTS AND DEFINITIONS

- **Informal sector activity** – It is dynamic processes which include many aspects of economic and social theory. It also subject to permanent adoption to changing circumstances. Informal sector consist of incorporate private enterprises is owned by individuals or household’s engaged in the sale and production of goods and services operated on a partnership basis and with less than ten total workers.
- **Unorganized sector work force** – Those workers who have been able to organize themselves in pursuit of their common interest due to certain constraints like casual nature of employment, ignorance and illiteracy small and scattered size of establishment.
- **Street vendor** – A person who offers goods and services for sale to the public without having a permanent built-up structure but with a temporary static structure or mobile stall. street vendor may be stationary occupying space on the pavements or others public or private areas or may be mobile in the sense that they move from place to place carrying their wares on push carts or in cycles or baskets on their heads or may sell their wares in moving bus.

- **Quantitative norms** – refers to the norms on amount of space to be provided for vendor market.
- **Hawker** – A Hawker is a vendor of merchandise that can be easily transported.
- **Perishable goods** -Perishable goods are goods that do not have a long shelf-life, goods which are lessened in value and become worse by being kept, perishable is milk, meat, unsealed products like biscuit, bread, bakery.
- **Nonperishable goods** - Non- perishable goods are “shelf-stable” items that do not spoil or decay, they can withstand months of shelf life. Non-perishable much longer shelf life, example of non-perishable goods would be oats, rice, fancy items clothes, books, crackers and other items that take some time to go bad

1.3 IMPORTANCE OF THE STUDY

The informal sector is common phenomenon that occur in developing countries. Employment of the urban labour force in developing countries is self-employment. Especially street vendors provide goods at reasonable price for convenience of the urbanites and do a useful service to them at a low cost of operation. The number of street vendors have increased manifold in the recent years. Today they have a presence in every urban area from the smallest town to the largest metropolis. There are certain services, which are not capable of being sold to consumers by the formal sector, just as tobacco, matches, fruits, vegetables etc. and services of the informal sector are able to provide it. The Corporation Authorities in Kerala are adamant on demolishing the encroached street vending units on the road side, as there is a constant struggle on the part of street vendors for their survival and it is increasing day-by-day. Government of India announced a National Policy on street vendors in 2004 and again in 2009. These policies are progressive but were rarely implemented, because they lacked the force of law. This law says that no street vendor should be forcefully evicted unless there is a clear and urgent public need of the land and that too with due notice and humane process and adequate rehabilitation. Above all, street vendors given their potential for generating employment at low levels of capital and they are

viewed as a solution to the problems of developing economies where unemployment and underemployment are flourishing.

1.4 PROBLEM IDENTIFICATION

The State government has notified policy on street-vending recognizing the entrepreneurial status of street vendors and committing itself to protecting their rights. The State Policy on Street Vendors, notified by the Department of Local Self-Government, says that given the crucial role that street vendors play in urban and rural life in Kerala and the contributions they make to the State economy, they should be considered 'entrepreneurs'. It accords 'self-employment' status to street-vending considering the way it helps bring down unemployment and poverty. The policy declares that since street vendors meet the common people's needs for a variety of goods and services through their micro retail activities, they should be treated as integral part of urban life with appropriate rights. As street vendors contribute to economies development more studies relates to solve the problems of street vendors in urban area is needed.

1.5 OBJECTIVES OF THE STUDY

The main objectives of the study are:

- To study the Urban Informal Sector characteristics in general.
- To study the types, nature and structure of urban street vendors in Cochin Corporation.
- To examine the problems and prospects of urban street vendors in Cochin Corporation.

1.6 METHODOLOGY

Both primary and secondary data were used for the study. The study was mainly based on primary data collected from hundred street vendors in Cochin corporation area through interview method. All the samples were selected through purposive random sampling technique. The secondary data is collected from published articles, journals, newspaper, reports of various agencies, like, Census, Central Statistical Organization, National Sample Survey and from official websites.

1.6.1 Method of analysis

Statistical tools were used for systematic arrangements and analysis of data. The collected data were coded and analyzed using SPSS (Statistical Package for Social Sciences) percentage, diagrams were used to explain.

1.6.2 Type of analysis

The present study is both descriptive and analytical. It is descriptive as it describes the general analysis of the Viability of Urban Street Vendors in Cochin Corporation. The study is analytical in the sense that it analyses and interprets the data.

1.6.3 Area of the study

The present study was conducted in Cochin Corporation.

1.6.4 Period of analysis

All data were collected during the period 2011-2012.

1.7 THEORETICAL PERSPECTIVE

In the mid-1950s, W. Arthur Lewis developed a theoretical model of economic development based on the assumptions that there was an unlimited supply of labour in most developing countries and that this vast pool of surplus labour would be absorbed as the modern industrial sector in these countries grew. It was therefore assumed that the traditional sector comprised of street vendors, small producers and a range of casual jobs would eventually be absorbed into the formal economy and disappears²⁵.

1.8 SCHEME OF THE STUDY

For the purpose of convenience the whole study is divided into four chapters. The structure of each chapter is as follows:

CHAPTER 1: The first chapter deals with the Introduction , Review of Literature, Concept and Definition , Importance of the study , Objectives of the study , Methodology , Type of analysis , Period of the study , Area of study , Theoretical framework, Limitations, Scheme of the study.

CHAPTER 2: The second chapter gives a brief outlook on Informal sector and Street vendors.

CHAPTER 3: The third chapter deals with analysis and interpretation of information collected from Street Vendors.

CHAPTER 4: The fourth chapter gives the summary and highlights on various Findings, Recommendations, and Conclusion drawn from the analysis.

1.9 LIMITATIONS OF THE STUDY

1. As the study is based on small samples, it does not represent whole population .
2. The study concentrates in Cochin Corporation only.
3. Some of the respondents were not ready to reveal certain information related to income, savings and expenditure patterns.
4. Data collection was difficult due to the problem of eviction.

CHAPTER – II

INFORMAL SECTOR

INFORMAL SECTOR IN INDIA

In India, the term informal sector has not been used in the official statistics or in the National Accounts Statistics (NAS). The terms used in the NAS are 'organized' and 'unorganized' sectors. According to National Accounts Statistics (NAS) the total employment in the unorganized sector is about 440 million out of a total workforce of 470 million in 2010. The extent of informal employment is estimated to be at about 92%-93% between 2008 and 2012. According to NSSO Survey, 2009-10, the total workforce in the Indian economy was 469 million of which the unorganized sector accounted for 398 million, constituting 86 percent of the total workers (and 433 million, i.e. 93 percent of the total workforce was in informal employment). The sector cuts across all economic activities and includes rural and urban areas. It contributes to about 60 percent of the country's Gross Domestic Product (GDP). The contribution of the unorganized sector to the net domestic product and its share in the total NDP at current prices has been over 60%. In the matter of savings the share of household sector in the total gross domestic saving mainly unorganized sector is about three fourth²⁸.

Thus unorganized sector has a crucial role in our economy in terms of employment and its contribution to the National Domestic Product, savings and capital formation. At present Indian Economy is passing through a process of economic reforms and liberalization. During the process, merger, integration of various firms within the industry and up gradation of technology and other innovative measures take place to enhance competitiveness of the output both in terms of cost and qualitative to compete in the international market. The low inefficient units either wither away or merge with other ones performing better. In this situation, there is a special need to take care of the interests of the workers by providing them training, upgrading their skills, and other measures to enable them to find new avenue of employment, improve their productivity in the existing employment, necessary to enhance the competitiveness of their product both in terms of quality and cost which would also help in improving their income and thereby raising their socio economic status. It has been experienced that formal sector could not provide adequate opportunities to accommodate the workforce in the country and informal sector has been providing employment for their subsistence and survival. Keeping in view the existing economic scenario, the unorganized sector will expand further in the years to come. Thus,

it needs to be strengthened and activated so that it could act as a vehicle of employment provider and social development. In India, there is large magnitude of workforce getting their livelihood from the informal sector²⁹.

2.2 CHARACTERISTICS

- The informal sector is generally characterized by a great deal of heterogeneity and low earnings.
- Informal sector is typically characterized by low productivity, low earnings, poor working environment, long hours of work and unproductive handling of hazardous substances, without proper societal recognition and effective social security provision.
- Informal sector in India is broadly characterized as it consist of units engaged in the production of goods and services with the primary objectives of generating employment and incomes to the persons concern. These units typically operate at low level of organization, with little or no division between labour and capital as factors of production and on a small scale.

2.3 STREET VENDORS AN OVERVIEW

Government of India has extended the PM Street Vendor's AtmaNirbhar Nidhi (PM SVANidhi) Scheme beyond March, 2022 with the following provisions:

- 1. Extension of lending period till December 2024;**
- 2. Introduction of 3rd loan of upto ₹50,000 in addition to 1st & 2nd loans of ₹10,000 and ₹20,000 respectively.**
- 3. To extend 'SVANidhi Se Samriddhi' component for all beneficiaries of PM SVANidhi scheme across the country;**

As on November 30, 2022, 31.73 lakh Street Vendors have availed benefit of 1st loan of ₹ 10,000 loan ; Out of these 5.81 lakh have availed benefit of second loan of ₹ 20,000 loan; Out of those who availed 2nd loan, 6,926 street vendors have availed benefit of third loan of ₹50,000.

The subject matter relating to creation of vending zone falls under the ambit of Street Vendors (Protection of Livelihood and Regulation of Street Vending) Act, 2014, which is being implemented through respective State/UT. As reported by the States/UTs, a total of 13,403 vending zones have been identified so far.

42 lakh street vendors are to be provided benefits under PM SVANidhi Scheme by December, 2024.

2.3.1 Street Vendors in India

Street vending as profession has been in existence in India since time immemorial. However, their number increase manifold in the recent years. According to a study Mumbai has the largest number of street vendors numbering around 250,000, while Delhi has around 200,000. Calcutta has more than 150,000 street vendors and Ahmadabad has around 100,000. Some studies estimate that street vendors constitute approximately 2% of the population of a metropolis. The total number of street vendors in the country is estimated at around 1crore. Urban vending is not only a source of employment but provide 'affordable' services to the majority of urban population. The role played by the hawkers in the economy as also in the society needs to be given due credit but they are considered as unlawful entities and are subjected to continuous harassment by civic authorities³².

This is reported to be continuing even after the ruling of the Supreme Court that "if properly regulated according to the exigency of the circumstances, the small traders on the sidewalks can considerably add to the comfort and convenience of the general public, by making available ordinary articles of everyday use for a comparatively lesser price¹⁰. Two most types of street vendors are mobile hawkers and street vendors sitting in a market or along side roads or in designation places. Mobile hawkers earn less than the stationary ones. Mobile hawkers also get harassed and have to pay bribes to police and municipal authorities. But stationary hawkers face the most brutal form of eviction from municipalities and the police. Both mobile and stationary

vendors require a transparent, along with allocation system of registration, along with allocation of space for the stationary vendors³³.

Street vendors are also being pushed out of modern urban economies because of rising value of urban land, the multiple competing use of public space and the low bargaining power of street vendors. The powerlessness of street vendors leads many city governments to reduce number of license for street vendors to ridiculously low number. A large industry celebrates from the license permitraj. But small vendors and 27 services providers are still trapped in mindless and oppressive regulation, brutally enforced. They are further threatened by highly unequal competition from shopping malls and air conditioned arcades. If the government do not urgently pass humane laws to protect them, millions of street vendors will be expelled from work and dignified survival, although the city and its pavements and parks belongs to them no less than it does to all of us³⁴.

2.3.2 Street vendors in Cochin city

According to Ernakulum District Street Vendors Association, there are around 300 street shops within the corporation limits. "Among the roadside vendors, a medium one makes on an average Rs5000 as revenue and of which Rs 1000 – 1500 is the profit. Even though they earn good profit, they perform an economic function of sustaining livelihood of many families and play a major role in urban poverty alleviation.

In Cochin, the Cochin Municipal Corporation (CMC) is reluctant to grant licences for street vending within its jurisdiction. Traffic congestion and health concerns are two major claims raised in support of this policy of non-recognition of street vendors. Hence, street vendors in Cochin do not have a legal recognition.

The vendors are tormented mentally by the civic officials with threats of eviction. They are treated as illegal entities and miscreants. The plight of street vendors in Cochin is set to improve with government intervention. The Government of Kerala introduced Kerala State Policy for Street vendors following the guidelines laid out in the National Policy for Urban Street Vendors (2009), in June 2011. The CMC had launched a scheme known as Safe Food City-Cochin in 2008, for rehabilitating street food vendors in the city. Street vendors are one such faction of the society who has not received the trickling benefits of the liberalisation regime unveiled in the early 90s. Their plight can be improved by registering them under the CMC through a Town Vending

Committee (TVC). The concept of TVC was a success in Bhubaneswar, Orissa. The Bhubaneswar Municipal Corporation (BMC) successfully organized a TVC to support street entrepreneurs.

2.4 GOVERNMENT INITIATIVES TO SUPPORT STREET VENDORS

Millions of street vendors in India are without any rights and treated as a nuisance. Yet this vast body of people provides invaluable services in cities and adds to their earnings³⁵.

2.4.1 National Policy for Street Vendors 2004

It is pointed out that laws for the rights of street vendors, and the way they are interpreted, make it difficult, often almost impossible, to implement them. The National Policy of Urban Street Vendors was adopted by the Government of India on January 20, 2004, yet states are still to implement the policy through local and municipal authorities and urban planning departments. Various bills have been drafted by the National Advisory Committee, the National Commission, and National Campaign Committee to protect street vendors against unsafe working conditions and to provide security and welfare measures, but these have not yet been passed in Parliament. The objectives of policy are to provide and promote a supportive environment for earning livelihoods to the Street vendors, as well as ensure absence of congestion and maintenance of hygiene in public spaces and streets.

2.4.1.1 Specific Objectives

The basic objectives of the policy are:

- 1) Legal: To give vendors legal status by amending, enacting, repealing and implementing appropriate laws and providing legitimate hawking zones in urban development/ zoning plans.
- 2) Facilities: To provide facilities for appropriate use of identified space including the creation of hawking zones in the urban development/ zoning plans.

- 3) Regulation: To avoid imposing numerical limits on access to public spaces by discretionary licenses and instead moving to fee-based regulation of access.
- 4) Role in distribution: To make Street vendors a special component of the urban development /zoning plans by treating them as an integral and legitimate part of the urban distribution system.
- 5) Self Compliance: To promote self-compliance amongst Street vendors.
- 6) Organization: To promote organizations of Street vendors e.g. Unions / Co-operatives/ Associations and other forms of organization to facilitate their empowerment.
- 7) Participation: To set up participatory mechanisms with representation by urban vendors' organizations, (Unions / Co-operatives/ Associations), Voluntary organizations, local authorities, the police, Residents Welfare Association (RWAs) and others for orderly conduct of urban vending activities.
- 8) Rehabilitation of Child Vendors: To take measures for promoting a better future for child vendors by making appropriate interventions for their rehabilitation and schooling.
- 9) Social Security & Financial Services: To provide/ promote social security (pension, insurance, etc.,) and access to credit for Street vendors through promotion of SHGs/co-operatives/Federations/ MFIs etc.

The introduction of National Policy on Urban Street Vendors (2009) and Model Street Vendors (Protection of Livelihood and Regulation of Street Vending) Bill, 2009. Ministry of Housing & Urban Poverty Alleviation has recently comprehensively revised the National Policy on Urban Street Vendors (2004), taking into account the views of States/UTs and other stake holders. The revised National Policy on Urban Street Vendors, 2009 aims at fostering a congenial environment for the urban street vendors to carry out their activities without harassment from any quarter and provide mechanism of regulation of such activities to avoid congestion on sidewalks and to ensure free flow of traffic on roads. It aims at ensuring that urban street vendors find due recognition at national, state and local levels for their contribution and is conceived as part of the national

initiative for alleviation of poverty in cities and towns. The revised Policy underscores the need for a legislative framework to enable street vendors to pursue an honest living without harassment from any quarter³⁶.

2.4.2 National Policy on Urban Street Vendors (2009):

Salient Features:

- A Town Vending Committee (TVC) consisting of Municipal Commissioner/Chief Executive Officer of the urban local body as Chairperson and members representing local authority; planning authority, police authority, associations of street vendors, resident welfare associations, Community Based Organizations (CBOs), other civil society organizations such as NGOs, representatives of scheduled banks and eminent citizens, is to be consisted by the appropriate Government in all cities/towns and wards (if considered necessary).
- Functions of TVC clearly specified with reference to
 - Undertaking periodic surveys of street vendors,
 - Registration and issuance of Identity Cards
 - Assessing and determining maximum holding capacity of each vending zone,
 - Monitoring of vending activities.
- To prevent and extortion of street vendors, the collection of revenue through TVC introduced.
- TVC to be responsible for redressal of grievances and resolution of disputes arising amongst street vendors or between street vendors and third parties – as the first point of intervention.
- Demarcation of ‘Restriction Free Vending Zone’, ‘Restricted Vending Zone’ and ‘No vending Zones’ to be made city/town specific; Mobile vending to be permitted in all areas unless designated as ‘Non-vending Zone’.
- Master/zonal/local development plans to address the requirements of space for street vending as an important urban activity through “norms” for reservation of space for street vendors in accordance with their current population and projected growth of street vendors.
- Reservation of space for street vending to be made in all new local area plans and implemented.

- There should not be any cut-off date for registration or limit imposed on the number of vendors to be permitted in any city/town, subject to registration of vending and regulation through TVC.
- Registration of issuance of Identity Cards to street vendors with details such as vendor's nominee, category (stationary/mobile) etc.
- Comprehensive digitized photographic surveys of street vendors and their locations to be conducted by comprehensive professional institutions/agencies and computerized information systems to be maintained.
- GIS Mapping of vending zones/vendor's markets etc. envisaged.
- Provision for reservation of SCs/STs and priority to differently-abled persons in the allocation of vending stalls/spaces.
- A time limit for stationary vendors – 10 years with further extension of another 10 years introduced.
- Street vendors, being micro-entrepreneurs to be provided with access to credit, micro-finance, insurance, vocational education etc., TVC to disseminate information to the street vendors.

2.4.3.1 Objectives of the NASVI

NASVI has been successful in bringing issues concerning street vendors to the forefront and has been working closely with state and municipal bodies to push for the proper implementation of the national policies on street vendors.

- With a membership of over 400 street vendor organizations, NASVI brings together the street vendor organizations in India on a single platform in a collective struggle for macro-level changes that are so crucial for the livelihood of around 10 million vendors in India.
- It is a coalition of trade unions, community based organizations (CBOs), non-government organizations (NGOs) and professionals. NASVI has more than 3lakh members from the over 400 member organizations across India.
- NASVI stands for the rights of the street vendors.
- NASVI advocate the central and state governments to adopt and guidelines of the national policy of street vendors-2009.

- Need for advocacy and lobbying with the government of Karnataka to implement the national policy for street vendors.
- Need for building a coalition of street vendor organization with the active participation of NGOs, Street Vendor Associations and other civil society organizations and likeminded individuals.
- Need for advocate for the constitution of TVC in every municipality and corporations in Karnataka.
- Need for advocacy and lobbying to issue the license to the Street Vendors
- Importance of Demarcation vending and non-vending Zone in every cities of Karnataka³⁸.

CHAPTER-3

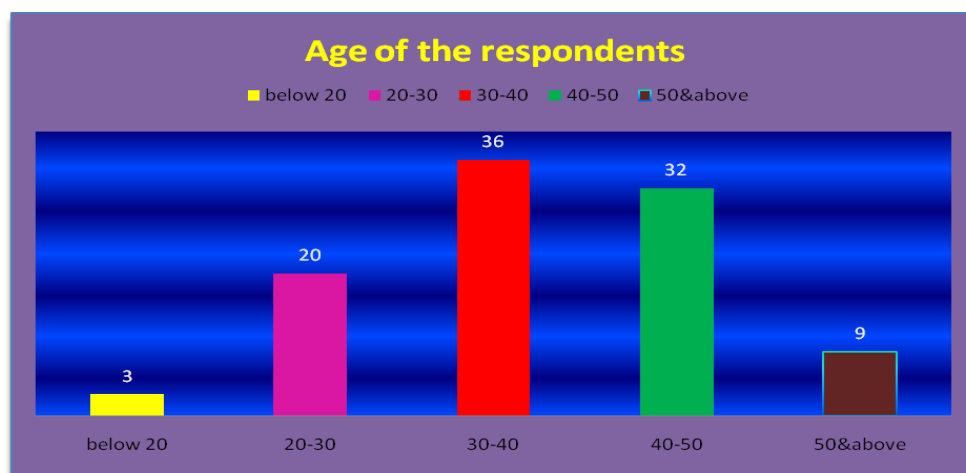
ANALYSIS AND INTERPRETATION

ANALYSIS AND INTERPRETATION

The study is based on viability of urban street vendors in Cochin City. The analysis is made to know more about their background problems, the reason for choosing the particular job, migration, earnings etc.

FIGURE 3.1

Age of the respondents



SOURCE – PRIMARY DATA

From the figure it is clear that, 36% of the respondents belong to the age group of 30- 40, 32% belongs to the age group of 40- 50, 20 % belong to the age group of 20-30, 9% belong to 50& above age group and the remaining 3% is below 20. Thus the majority of the respondents belong to the age group of 30- 40.

TABLE 3.1**Gender of the respondents**

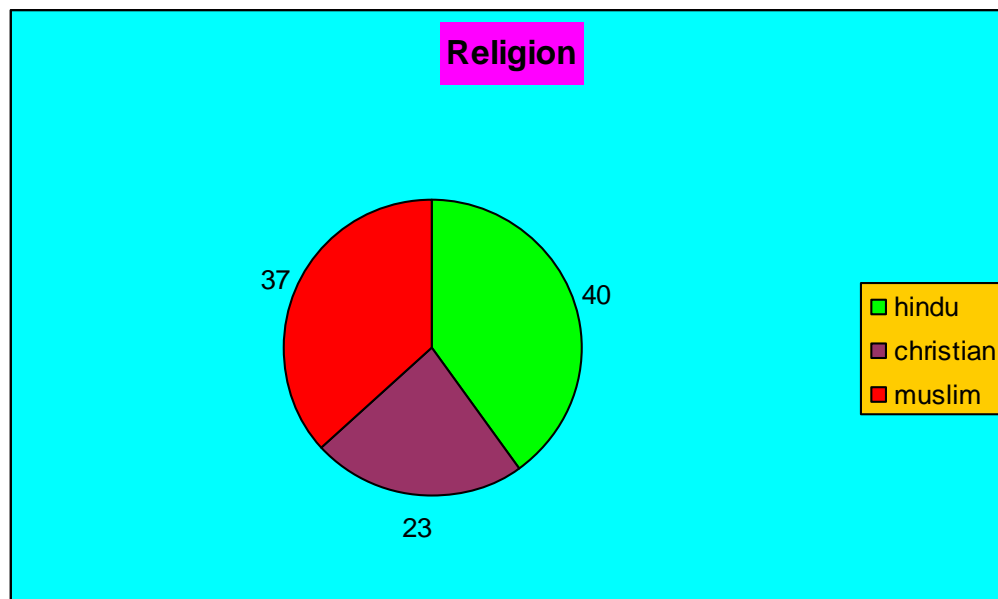
Gender	Frequency	Percentage
Male	100	100
Female	0	0
Total	100	100

SOURCE – PRIMARY DATA

The study found that 100 % of street vendors are male.

FIGURE 3.2

Religion of the respondents

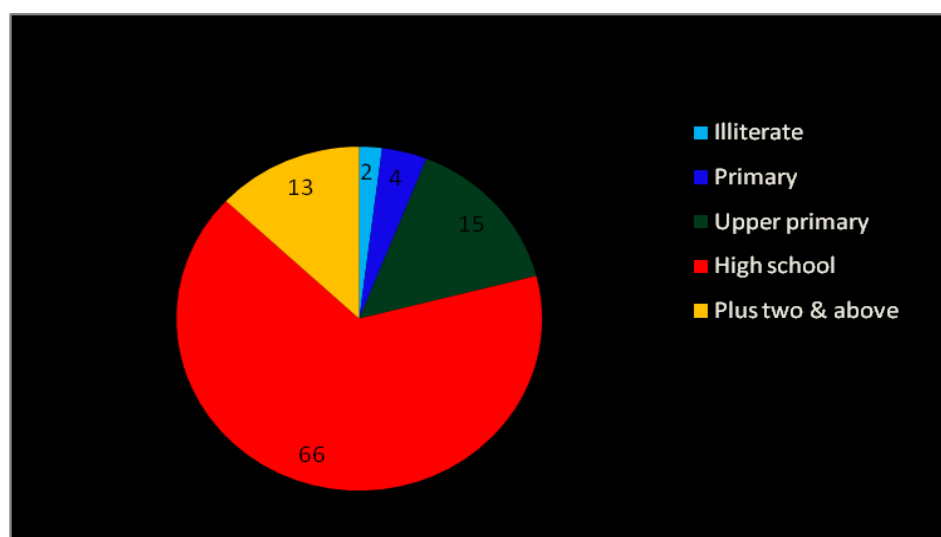


SOURCE – PRIMARY DATA

Out of the total respondents, 40% of street vendors are Hindus, 37% are Muslims and 23% Christians.

FIGURE 3.3

Educational qualification of the respondents



SOURCE – PRIMARY DATA

From the study it is clear that, 66% of the respondents have attained high school education, 15% have upper-primary education, 13% have plus two and above qualification, 4% have primary education and the remaining 2% are illiterate. Thus the majority of the respondents have only high school education and the reason for this is that, they were not aware of the importance of the higher education.

TABLE 3.2**Mother tongue of the respondents**

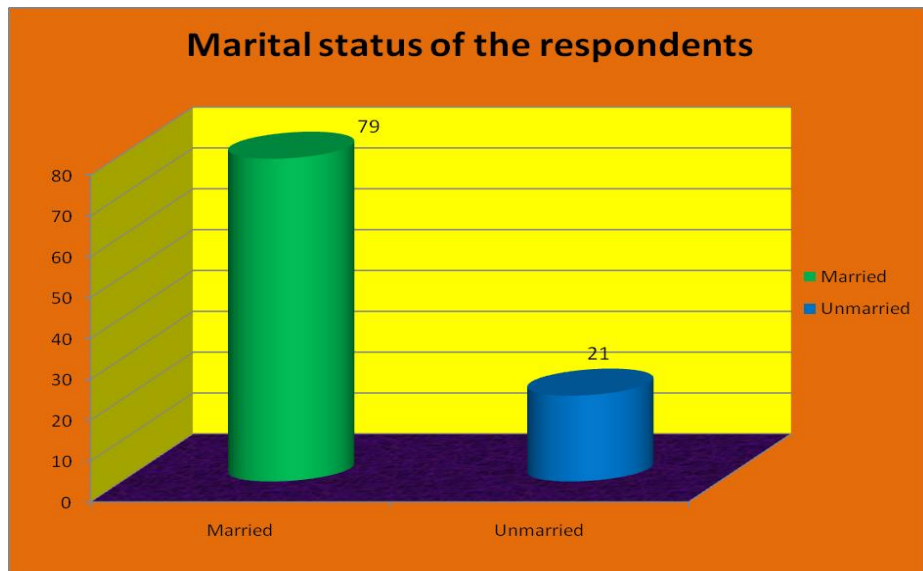
Mother tongue	Frequency	Percentage
Malayalam	90	90
Tamil	4	4
Hindi	5	5
Bengali	1	1
Total	100	100

SOURCE – PRIMARY DATA

In the study, 90% of street vendors are Malayalees, 5% are Hindi, 4% are Tamil and 1% Bengali. 90% of street vendors are malayalees because of their low educational qualification and lack of knowledge in other languages they opt Kerala itself for the job. A very few opt Kerala because they get more income in Kerala than working in Tamilnadu, Bengal and Andra Pradesh.

FIGURE 3.4

Marital status of the respondents

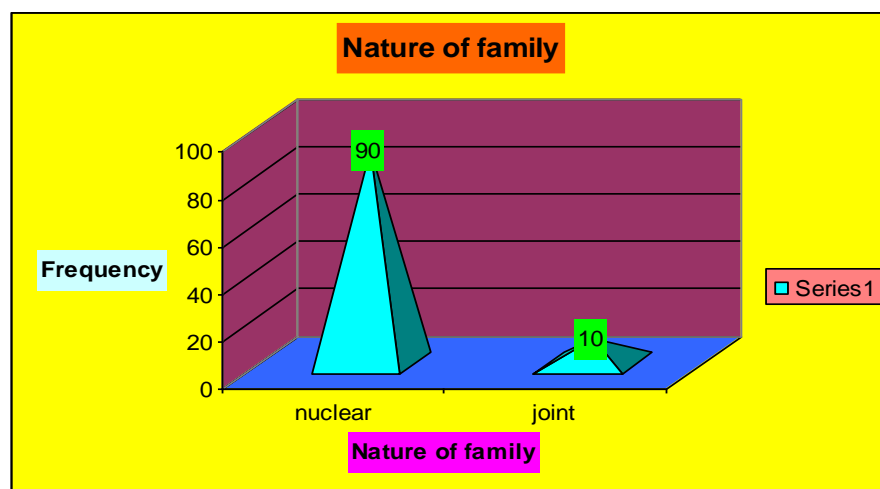


SOURCE – PRIMARY DATA

In the study, 79% of Street vendors are married and 21 were unmarried.

FIGURE 3.5

Nature of the family

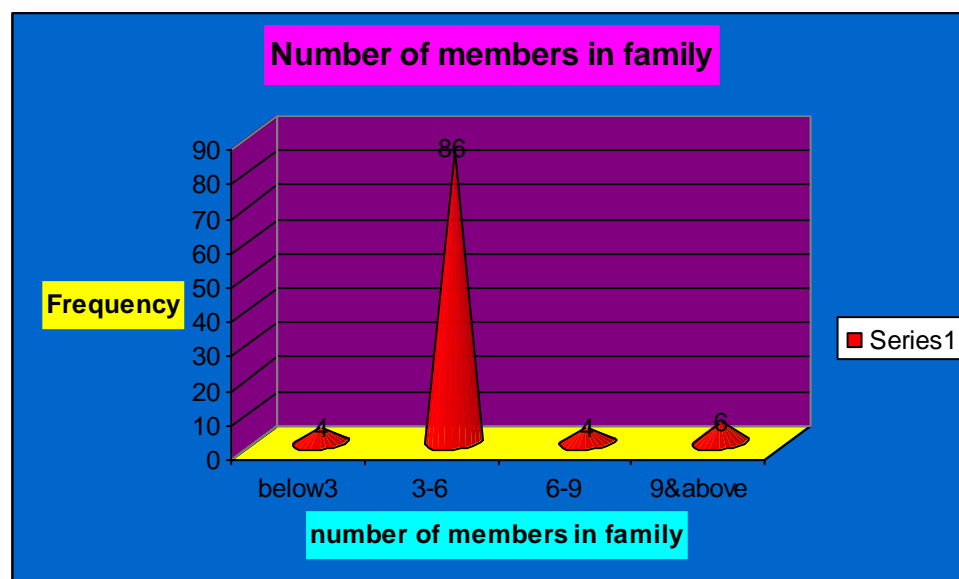


SOURCE – PRIMARY DATA

In the study, 90% of Street vendors are having nuclear families and 10% have joint families.

FIGURE 3.6

Number of members in family

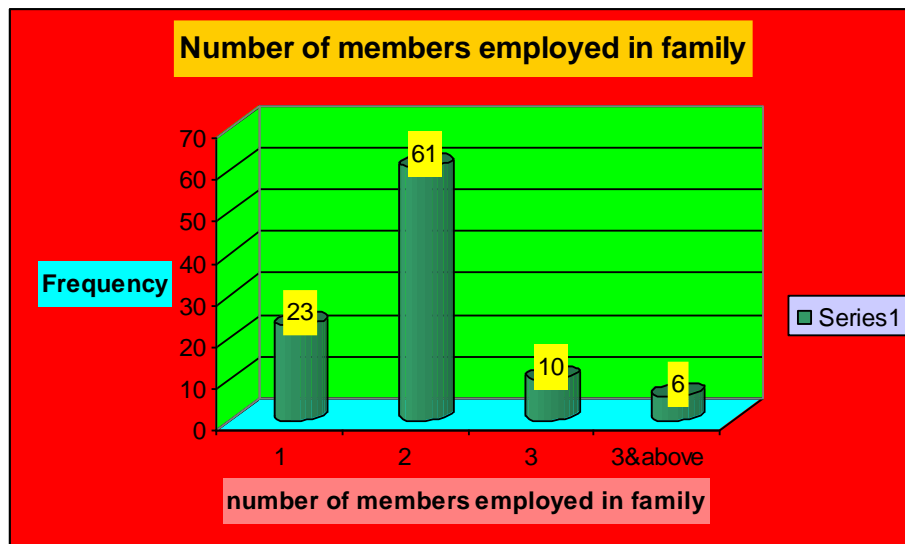


SOURCE – PRIMARY DATA

The above figure shows that, 86% of Street vendors have 3-6 members in their family, 6% have 9 and above, 4% have 6-9 members, and the remaining 4% have below 3 members in their family.

FIGURE 3.7

Number of members employed in family



SOURCE – PRIMARY DATA

In the study 61% of respondents have 2 employed persons in their family, 23% have 1 person employed, 10% have 3 persons, and 6% have 3 and above.

TABLE 3.3

Residential status

Residential status	Frequency	Percentage
Municipality	6	6
Panchayath	6	6
Corporation	88	88
Total	100	100

SOURCE – PRIMARY DATA

In the study, 88% street vendor's lives in corporation area, 6% lives in panchayath and 6% in municipality. Thus majority of the street vendors live in corporation area and the reason is that they get more facilities in this area than that of panchayath and municipality.

FIGURE 3.8

Nature of the goods

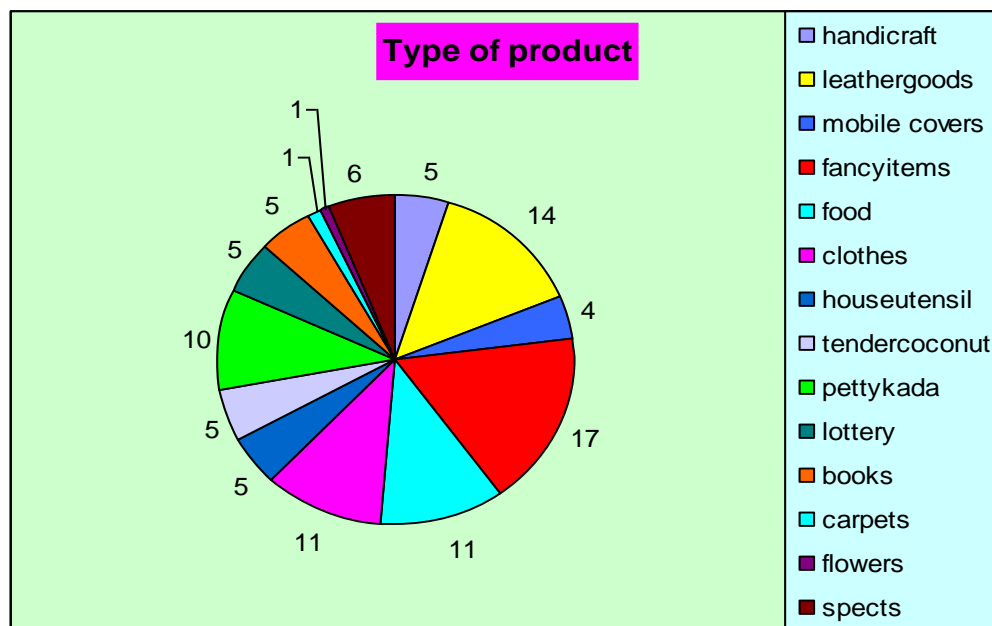


SOURCE – PRIMARY DATA

Out of the total respondents, 74% sell non perishable items, 16% sell perishable and 10% both. Street vendors have different opinion about their selection of items. Thus the majority prefer non- perishable goods because they think that non- perishable goods are more convenient and profitable.

FIGURE 3.9

Type of product

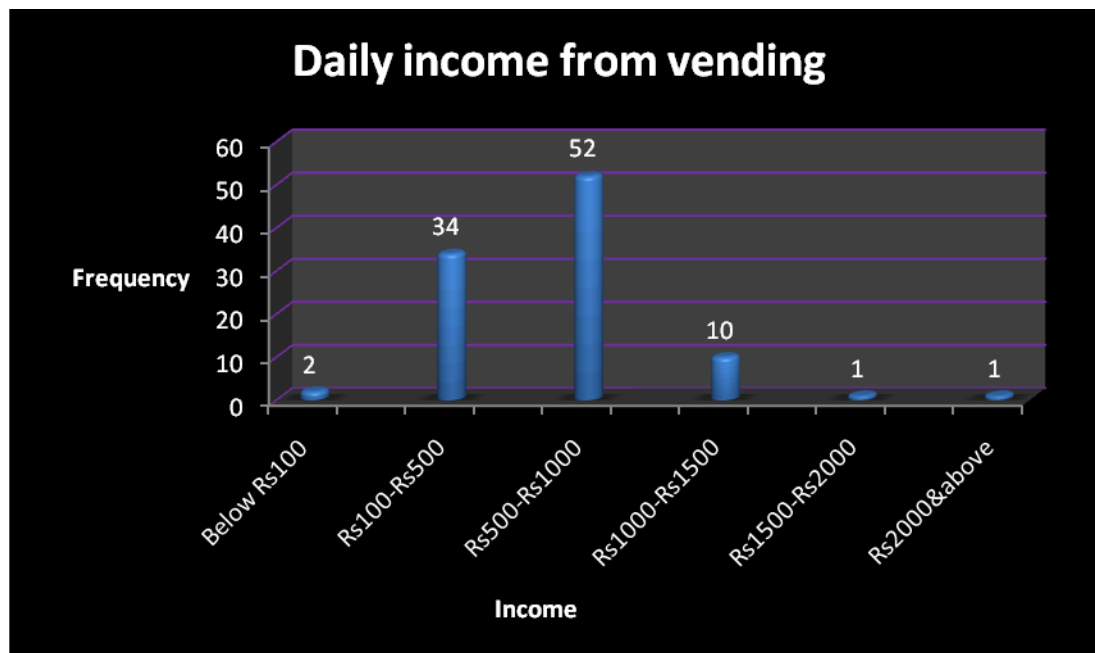


SOURCE – PRIMARY DATA

In the study, 11% sell food items, 5% tender coconut (Perishable goods) 27% sell fancy items, 11% sell clothes, 10% sell items in petty shop, 5% each sell handicraft, books, lottery, house utensil, 4% sell mobile covers, 1% sell carpets and another 1% flowers. Thus the majority of the street vendors sell fancy items and this trend is due to fact that most of their customers belong to the middle and low income groups and they prefer to buy from street vendors than from shops.

FIGURE 3.10

Daily income from vending



SOURCE – PRIMARY DATA

In the study 52% of street vendors have income of Rs500-Rs1000, 34% of street vendors have income of Rs100-Rs500, 10% of street vendors have Rs1000-Rs1500, 2% of street vendors have income below Rs100, and 1% street vendors have income of Rs1500-Rs2000 and Rs2000&above. The reason why 52% street vendors have income of Rs500-Rs1000 is that mostly middle and low income group consume their products, also some of them check quality, some considers only price, 34% of street vendors have income of Rs100-Rs500 because they says their products are more cheaper and others says people looks upon quality and bargain, 10% of street vendors have Rs1000-Rs1500 because they says their products are good quality and they get more business than others also in their area same type of goods are not sold by others.

TABLE 3.4**Daily Expenditure in vending**

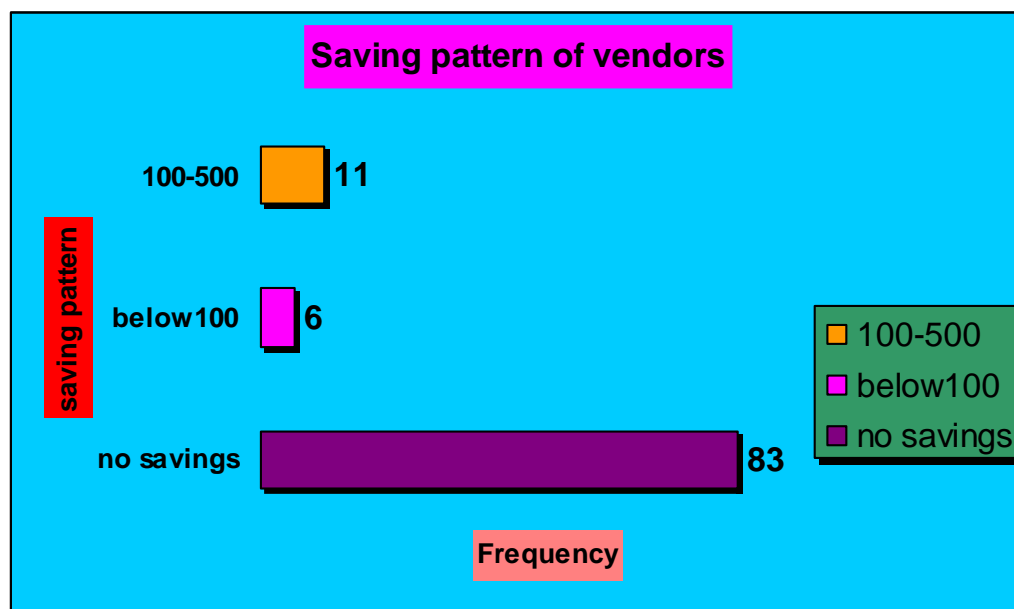
Daily expenditure in vending	Frequency	Percent
Below Rs100	18	18
Rs100-Rs500	77	77
Rs 500-Rs1000	5	5
Total	100	100

SOURCE – PRIMARY DATA

In the study, 77% of street vendor spends Rs100-Rs 500 daily, 18% spends below Rs100 and 5% spends Rs500-Rs1000 .Thus the majority of the respondents spends Rs100-Rs 500 daily because they earn more.

FIGURE 3.11

Saving pattern of vendors

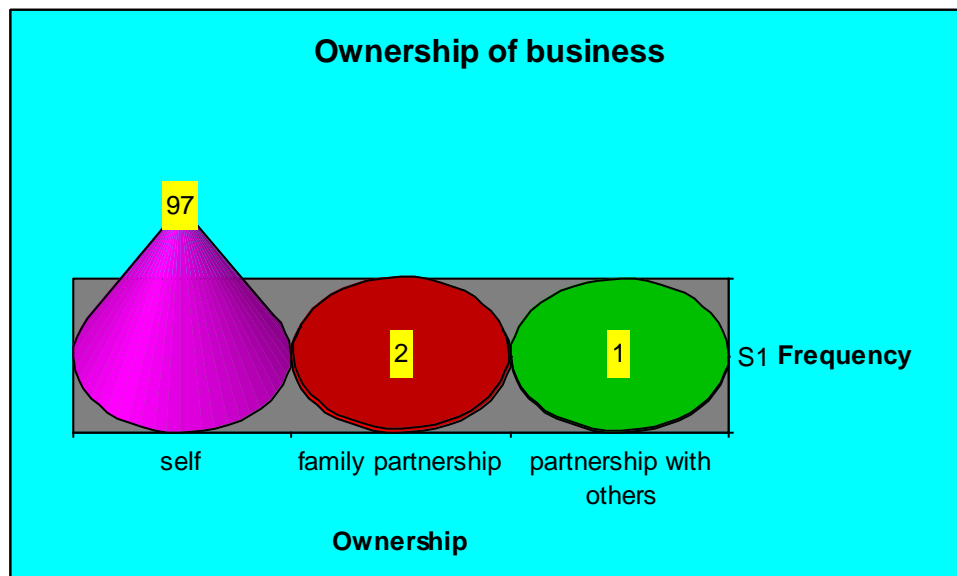


SOURCE – PRIMARY DATA

In the study 83% of street vendors have no saving because they says there is not much profit from their business and the money they get from business they need to spend. 11% saves Rs100-Rs500 they says they get profit out of that they saves and spends, 6% saves belowRs100.

FIGURE 3.12

Ownership of business

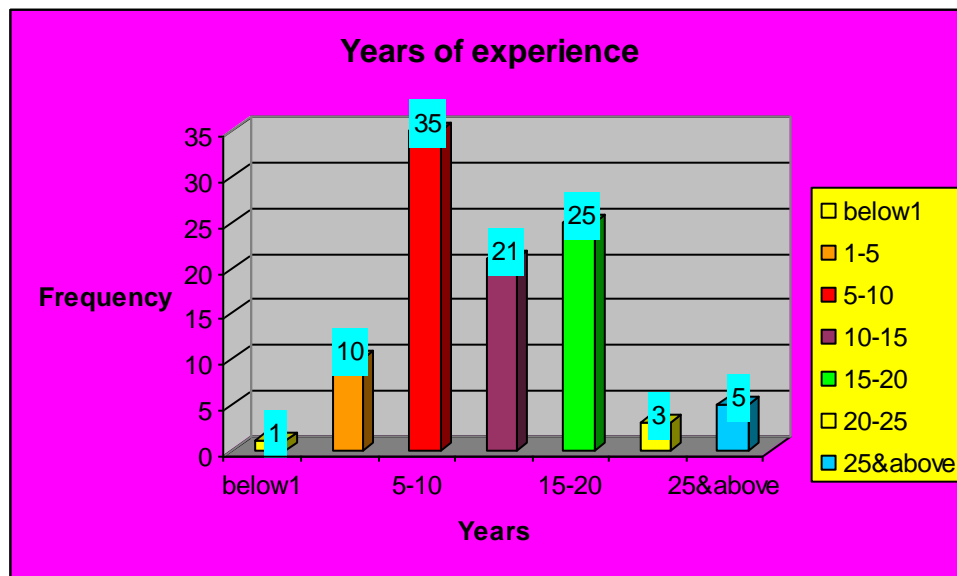


SOURCE – PRIMARY DATA

In the study 97% Street vendors have their own vending business, 2% Street vendors doing business with family partnership.

FIGURE 3.13

Years of experience

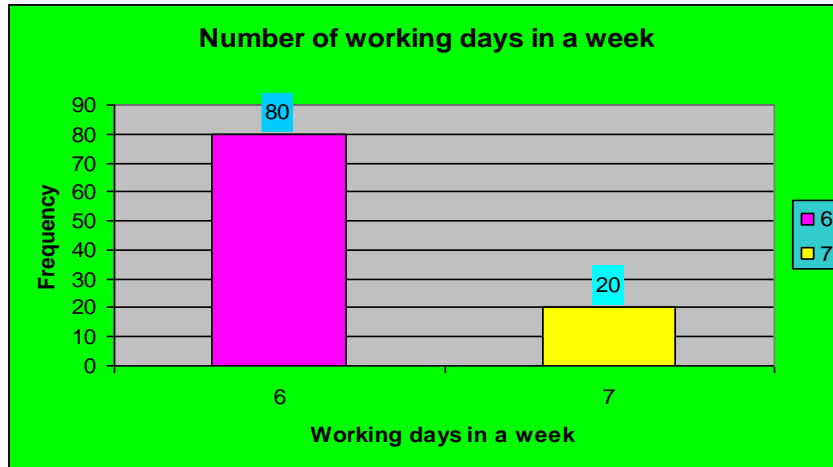


SOURCE – PRIMARY DATA

In the study 35% have 5-10 years of experience in street vending business because they seems to be comfortable in the business and they are self employed, 25% have 15-20 years of experience and among them some of them says they continuing their family tradition and others says they don't get good jobs because they do not have good education so they choose the particular job. 21% have 10-15 they also says the same thing as above, 10% have 1-5, 5% have 25 years, 3% have 20-25 years and 1 have below 1 year.

FIGURE 3.14

Number of working days in a week

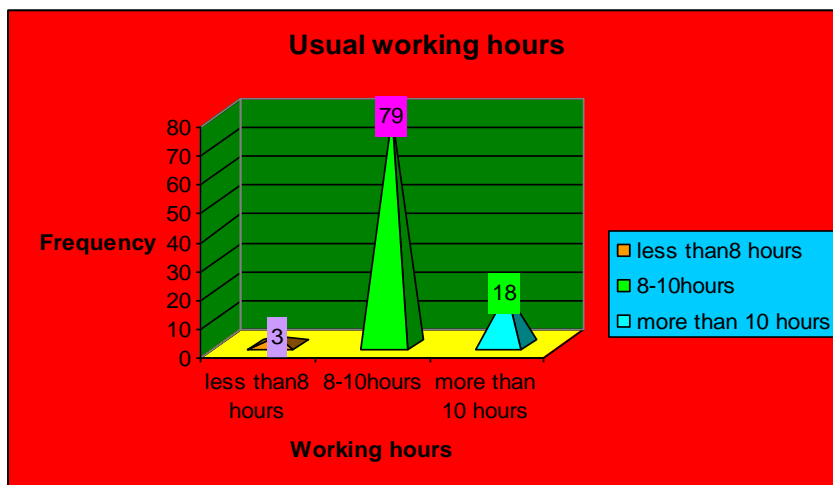


SOURCE – PRIMARY DATA

It is clear that 80% street vendors work 6 days in a week, 20% work 7 days.

FIGURE 3.15

Usual working hours



SOURCE – PRIMARY DATA

In the study 79% street vendors works 8-10 hours daily, 18% works more than 10 hours, 3% works less than 8 hours.

TABLE 3.5
From where did you get the good?

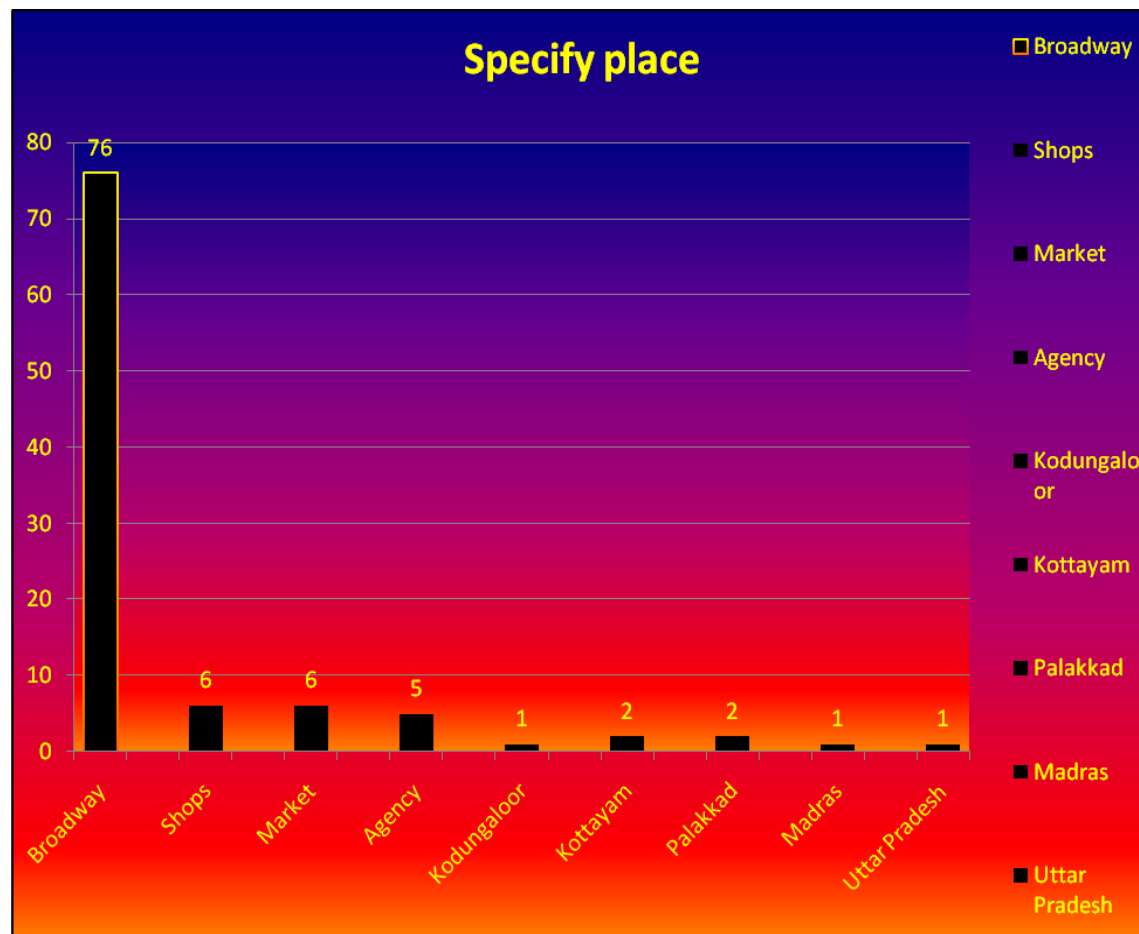
From where did you get the good?	Frequency	Percent
Inside Kerala	97	97
Outside Kerala	2	2
Both	1	1
Tolal	100	100

SOURCE – PRIMA RY DATA

In the study 97% street vendors purchase their goods inside Kerala itself because goods are available here itself, 2% of street vendors purchase their goods outside Kerala because the type of good are more available outside Kerala at cheaper price.

FIGURE 3.16

Specify place

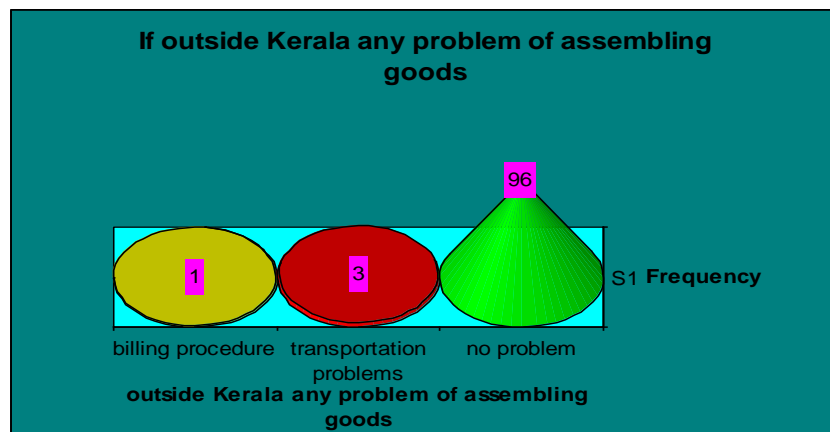


SOURCE – PRIMARY DATA

In the study 75% of street vendors take their goods from Broadway in Ernakulam district, 6% takes from nearby market and shops, 5% depends agency, 2% takes from Kottayam and Palakkad, 1 from Kodungaloor , Madras and UP.

FIGURE 3.17

If outside Kerala ,any problem of assembling goods

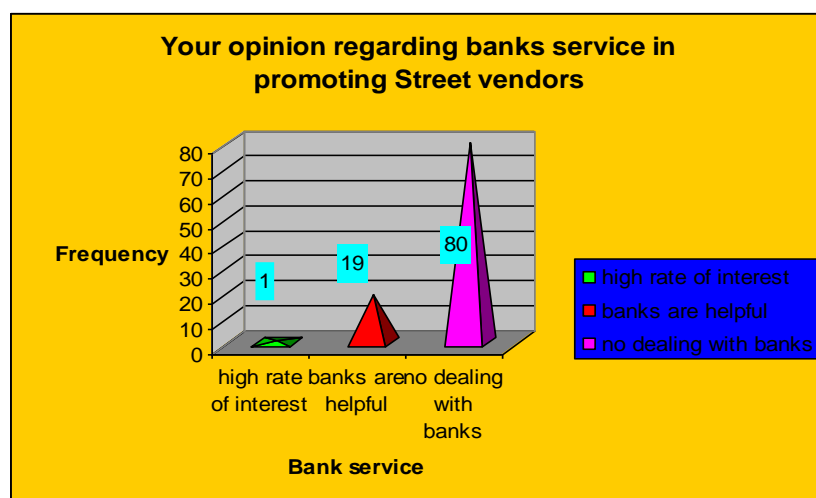


SOURCE – PRIMARY DATA

In the study 96% of street vendors do not have any problem of assembling goods, 3% has transportation problem, 1 has problem related with billing procedure

FIGURE 3.18

Your opinion regarding banks services in promoting street vendors

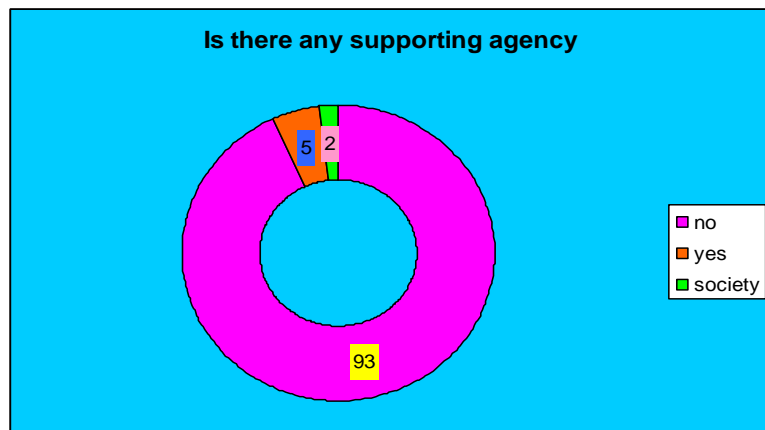


SOURCE – PRIMARY DATA

In the study 80% of street vendors say no dealings with bank, 19% says banks are helpful, and 1 says they charge high rate of interest

FIGURE 3.19

Is there any supporting agency?




SOURCE – PRIMARY DATA

In the study, 93% of the respondents do not get any help from supporting agency and the remaining 7% receive help from supporting agencies. Out of this 7%, 3 get support from agency, 2 from society and 1 from chitties and 1 from LIC.

FIGURE 3.20

Did you face any problem in this area?



SOURCE – PRIMARY DATA

In the study 58% of street vendors face eviction because the authorities says they are nuisance and license are not allowed, 39% says no problem, others says many vendors with limited space, competition from small outlets, conflict from the same units.

TABLE 3.6**Are you a licensed vendor?**

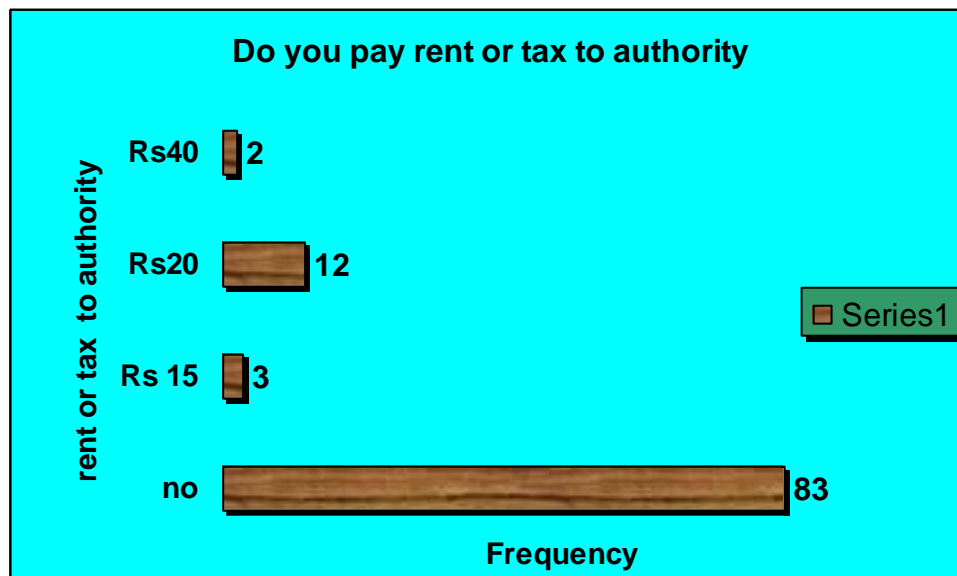
Are you a licensed vendor?	Frequency	Percent
No	68	68
Yes	32	32
Total	100	100

SOURCE – PRIMARY DATA

In the study 68% does not have license. Presently it is stated that no street vendors shall sit on pavements, government is not providing any support to them. 32% has license they says they get license years before and some says as they are continuing family tradition they already have license but at present these license are not valid and authorities are not permitting them to sit on pavements to sell their products.

FIGURE 3.21

Do you pay rent or tax to authority?



SOURCE – PRIMARY DATA

In the study 83% does not pay rent or tax to authority because they says no one compels them to pay, 12% pay Rs20 because they says at that time when they started business it was compulsory to pay rent and when new street vendors came day by day changes occurs, 3% pay Rs15 also opined the same and 2% Rs40 because they are having small pettyshops.

FIGURE 3.22

Are you a member of any union?

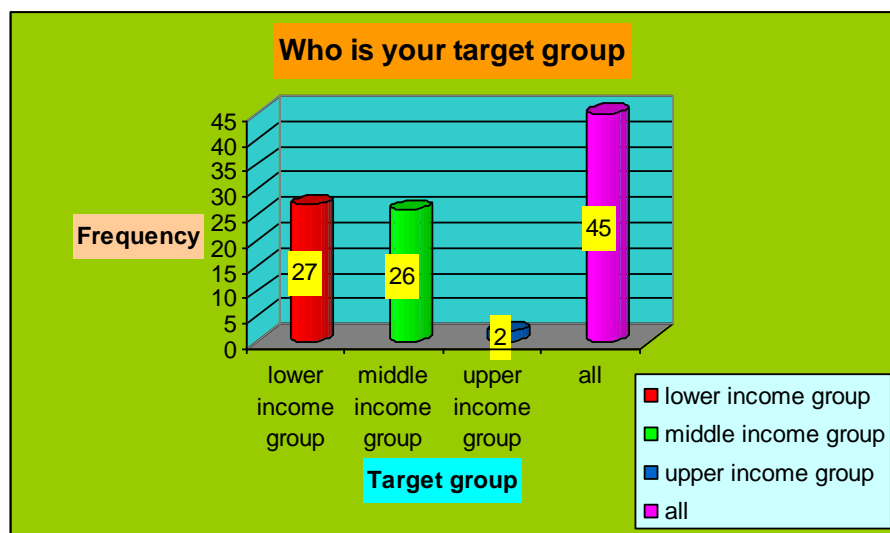


SOURCE – PRIMARY DATA

From the study 52% are not members of any union, 48% are members.

FIGURE 3.23

Who is your target group?

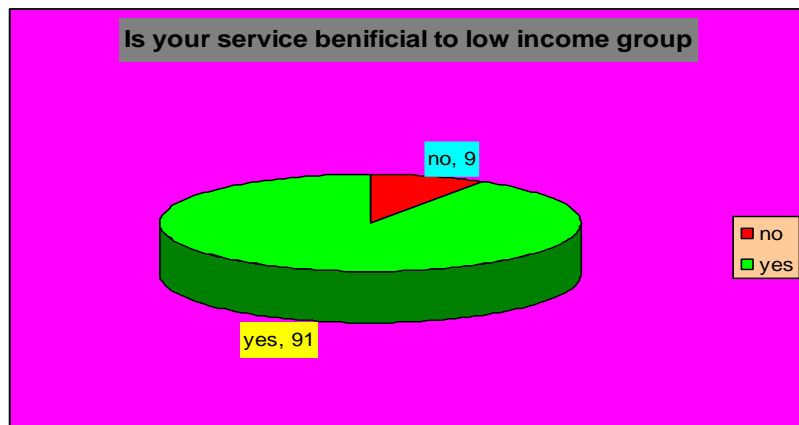


SOURCE – PRIMARY DATA

In the study 45% of street vendors target all the people, 27% lower income group, 26% middle income group, 2% upper income group.

FIGURE 3.24

Is your service beneficial to low income group?



SOURCE – PRIMARY DATA

In the study 91% street vendors say their service is beneficial to low income group because of cheap price, 9% says their service is not beneficial because people consider quality and price.

FIGURE 3.25

Opinion about your product?

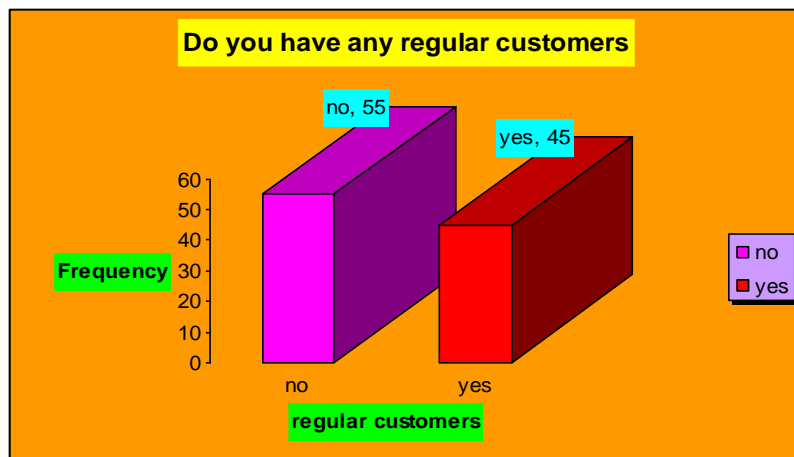


SOURCE – PRIMARY DATA

In the study 41% says their product is moderate quality with moderate price, 31% says their product is cheap price, 9% says their product is fresh and taste, 8% says high quality with cheap price, 6% says variety, 1 says high quality.

FIGURE 3.26

Do you have any regular customers?

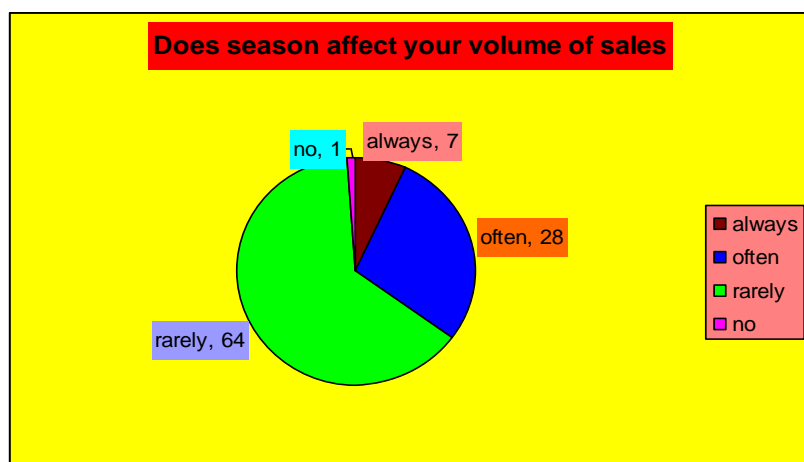


SOURCE – PRIMARY DATA

From the study 55% street vendors does not have regular customers, 45% have regular customers.

FIGURE 3.27

Does season affect your volume of sales

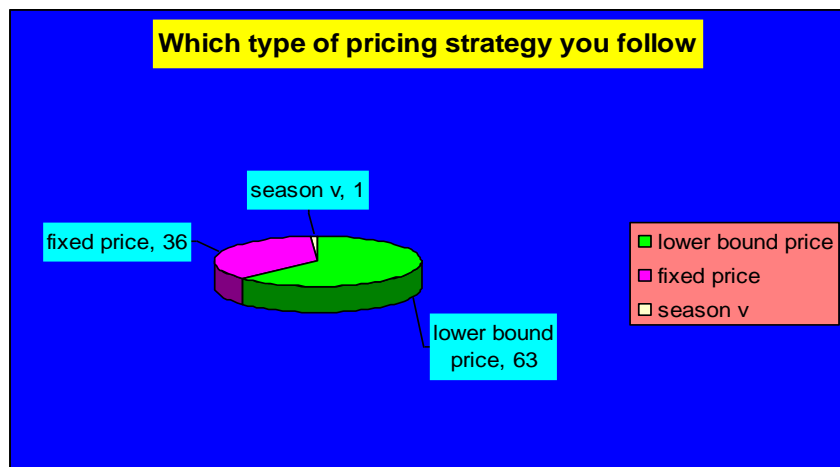


SOURCE – PRIMARY DATA

In the study 64% of street vendor says season rarely affects their sales, 28% says often, 7% says always and 1 says no.

FIGURE 3.28

Which type of pricing strategy you follow?



SOURCE – PRIMARY DATA

In the study 63% Street vendors follow lower bound price because they give importance to middle and low income group, 36% follow fixed price because they says they are not getting profit out of the product, 1 says according to season it varies.

FIGURE 3.29

Are you satisfied with your present income?



SOURCE – PRIMARY DATA

In the study 56% street vendors are neutral, 38% satisfied, 5% dissatisfied and 1 highly satisfied with their income.

FIGURE 3.30

Why did you select this job?

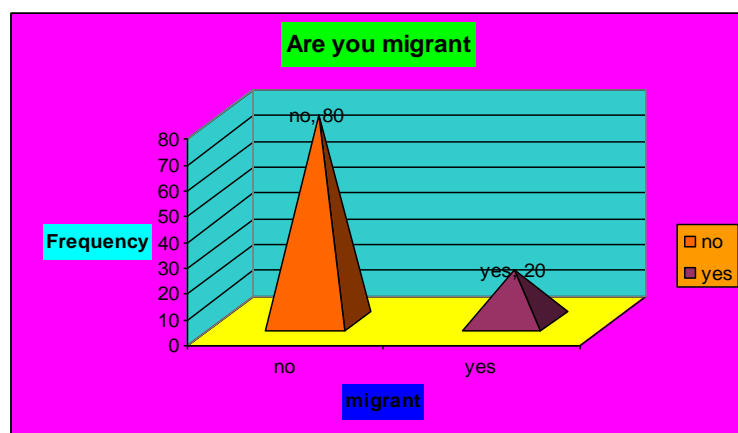


SOURCE – PRIMARY DATA

In the study 66% of street vendors select this job being unemployed, 32% due to family tradition, 1% because of previous experience, 1% for the high rate of return expected from this job.

FIGURE 3.31

Are you a migrant?



SOURCE – PRIMARY DATA

From the study it is clear that 80% of respondents are non migrants, only 20% are migrants and the main reason for their migration is that they get more profit here.

FIGURE 3.32

If yes, from where do you come?



SOURCE – PRIMARY DATA

Out of the 20 migrant street vendors, 5 are from Tamilnadu, 3 from Bihar, 2 from UP, 2 from West Bengal, 1 Palakkad, 2 Kodungalloor, 2 Idukki, 1 Adimali, 1 Kannur and 1 from Kottayam. Thus the majority of the migrants are from Tamil Nadu.

CHAPTER-4

FINDINGS, RECOMENDATIONS AND CONCLUSION

FINDINGS

1) Characteristics of informal sector in general

According to National Sample Survey(NSS), 2009-10 the total workforce in the Indian economy was 469 million of which the unorganized sector accounted for 398 million, constituting 86 percent of the total workers (and 433 million, i.e. 93 percent of the total workforce was in informal employment). Informal sector contributes to about 60 per cent of the country's Gross Domestic Product (GDP). Total street vendors in India are 6 million. According to the current economic scenario, the unorganized sector will expand further in the years to come. Thus, it needs to be strengthened and activated so that it could act as a vehicle of employment provider and social development.

2) Types, Nature and structure of urban street vendors in Cochin Corporation.

Majority of the respondents that is, thirty six per cent belong to the age group of 30-40. All the respondents were male. Sixty six per cent of street vendors have only high school education. Majority of the street vendors are Malayalees. Seventy four per cent of the respondents sell non - perishable goods, forty per cent sell perishable goods and ten percent sell both. Eight eight per cent street vendor's lives in corporation area, six per cent lives in Panchayath and six per cent in municipality.

3) Problems and prospects of street vendors.

Fifty two per cent of Street vendors have daily income of Rs.500-Rs.1000. Seventy seven per cent spends Rs.100-Rs.500 daily. Eighty three per cent of street vendors do not save and the remaining seventeen per cent save. Fifty eight percent of street vendors face the problem of eviction. Only forty eight per cent have membership in trade union. Sixty six per cent does not have license, thirty two per cent has license. Only seventeen per cent pay rent or tax to authority. Eighty per cent of street vendors are non migrants, twenty per cent are migrants. Only thirty eight per cent are satisfied with their present income. Eighty four per cent of street vendors do not have any other source of income. Sixty six per cent of street vendors have selected this job being unemployed.

RECOMMENDATIONS

- 1) Government should take steps to protect street vendors from harassment and eviction.
- 2) The major problem facing by the street vendors are of eviction. The street law should be urgently passed and vendors should be registered by providing them license.

CONCLUSION

Street vendors in the street of towns and cities of the State have become an inconvenience to motorists and pedestrians alike. To stop them totally is also an inhuman act because they too have families to feed. Hence the national policy and guidelines can be adopted in our region, with certain modifications if needed.

The government is providing loans, 42 lakh street vendors are to be provided benefits under PM SVANidhi Scheme by December, 2024. The government has to urgently pass the law of street vendors and fulfill their rights by giving them license.

APPENDIX

END NOTES

¹ <http://www.sida.se/publications>

² Arun Kumar Acharya and Jose Juan Cervantes (2009) "Female Migration and Urban Informal Sector in Monterrey Metropolitan Region" *Journal of Social Science*, Vol.21, No.1, October. pp.13-24.

³ <http://wiego.org/sites/wiego.org/files/publications/files/Bhowmik-Hawkers-urban-informal-sector.pdf>

⁴ Ritajyoti Bandyopadhyay (2011) "Politics of Archiving: Hawkers and Pavement Dwellers in Calcutta" *Dialectical Anthropology*, Vol. 35, No. 3, September. p295.

⁵ <http://www.mumbaimirror.com/index.aspx>

⁶ Harsh Mander (2011) "Cities and the right to vend" *The Hindu*, July 16, p 5

⁷ Sharit Bhowmik (2010) *Street Vendors in the global economy*, New Delhi: Routledge

⁸. Mari Marcel Thekaekara (2009) "In Defence of the Street Economy" *InfoChange News & Features*, Vol.15, No.5 April. pp.34-38

⁹. Scott Allen (2009) "A Report Based on 9 Base Ball Stadium Vendors" *Mental-Floss*, Vol. 24, No12, May. pp 14-20.

¹⁰. Winarno F.G and A.Allain (2008) "A Report on Street food in developing Countries". *Lessons From Asia* Vol12, No5, September pp15-17

- ¹¹ Harban Dimas (2008) "Street Vendors Urban Problem and Economic Potential" *Economics and Development Studies*. Vol13, No 4, August 14.pp.143-149
- ¹² Marlis Wipper and Christoph Dittrich (2007)"Street food Vendors in the provisioning system " *EconPapers* Hyderabad Vol26, No14, April pp14-15
- ¹³ Atsushi Drguchi (2005) "Revaluating street vendors in Asian cities and Asian urbanism" *Indian Express* June 17 2006, P 7
- ¹⁴Dallen D Timathy and victor B Teye (2005) "Informal sector business travelers into developing world". *Journal of Tourism Studies* , Vol. 16, No. 1, MAY '05 pp87-92
- ¹⁵ Sharit k bhowmik (2005) "Street vendor in Asia " *Economic and Political Weekly* ,Vol 36, No16, May 28-June 4, pp 13-15
- ¹⁶Edi Suharto (2004) "Accommodating urban informal sector in the public policy process" *Indonesia centre for plicy studies*, Vol22, No15, November18 pp24-27
- ¹⁷Marty hen, Renan Jhabuala and Reema Namavathy (2003) "A case study from urban and rural India" *Department of Political Science, Federal University of Minas Gerais*.
- ¹⁸ Neela Badrie, Andrew Joseph and Allyson Chen (2003) "An observational study of and micro biological quality of street purchase practices in Trinidad " *Departmental Publications University of the West Indies*.
- ¹⁹ John.C.Cross (2000). "Street vendors modernity and post- modernity" *The International Journal of Sociology and Social Policy* New york, Vol20, No1/9 , October pp36-41.
- ²⁰Anney Ncuadi and Id Woolard (1999). "The attitude of formal business community towards informal street traders" *The Indian Journal of Labour Economics*. Vo1.35, No2 Oct 30 p8.

²¹ Mukhola(1998) “Factors influencing safety and quality of street food in rural areas”. *Economic and Political Weekly*, Vol 33, No14, February pp9-12.

²² Jagjith Singh (1996) “A survey of marketing vendors in a rural township – could more schooling assist rural market vendors”. *Journal of Pacific Studies*, Vol19, No 12, June 11, pp 159-171.

²³ Tola Olw Pearce, Olufemi O Kujore and V Aina Agboh Bankole (1988) “Generating an income on the urban environment the experience of street force” *Canadian Journal of African Studies* Vol. 25, No19, August 17, pp 89-92.

²⁴ Josephine Smart (1985) “The impact of government policy on Hawkers” *The Asian Journal of Public Administration*, Vol16, No 14, March, pp15-20.

²⁵ Lewis, W.A. (1954) "Low economic Development with unlimited Supplies of labour" *Manchester School of Economic and social science Department of International Development Studies*, Vol 22, No. 2, pp 139-191.

²⁶ www.ilo.org/publications

²⁷ Madhura Swaminathan(1991) Understanding the Informal Sector" *Centre for International Studies*, Cambridge University.

²⁸ <http://labour.nic.in/ss/informalsectorinindia-approachesforSocialSecurity.pdf>

²⁹Breman J (2001) “ An informal labour system End of labour market dualism “ *Economic and political weekly* ,Vol 36, No 22,May , pp56-61.

³⁰ ILO (1991): "The Dilemma of the Informal Sector" - Report of the Director General *International Labour Conference* 78th Session, Geneva, 1990.

³¹<http://wiego.org/sites/wiego.org/files/publications/files/>

Sinha_Roever_UPBN4P_India_Street_Vendors.pdf

³²Jaganathan.V. M (1 987). "Informal Markets in Developing Countries" *Department Publications* Oxford University, New York

³³http://wiego.org/informal_economy_law/street-vendors-india

³⁴Jhabvala R (1998) “Social security for unorganized sector Informal Sector in India” *Economic and Political weekly* Vol33, No22,July, pp16-19.

³⁵ Basu, T (1 977)"Calcutta's Sandal Makers", *Economic and Political Weekly*, Vol17, No 12,August , pp15-18

³⁶Government plans to train street vendors “ *Times of India* October 4, 2006 New Delhi, p3

³⁷<http://www.nasvinet.org>

³⁸http://www.indg.in/social-sector/urban-poverty-alleviation/national_policy_on_urban_street_vendors_2009.pdf

³⁹<http://wiego.org/wiego/national-association-street-vendors-india-nasvi>

BIBLIOGRAPHY

Acharya Arun Kumar and Jose Juan Cervantes (2009) "Female Migration and Urban Informal Sector in Monterrey Metropolitan Region" *Journal of Social Science* ,Vol.21,No.1, October.

Allen Scott (2009) "A Report Based on 9 Base Ball Stadium Vendors " *Mental-Floss*, Vol. 24, No12, May.

A.Lewis,W (1954) "Low economic Development with unlimited supplies of labour" *Machester School of Economic and social science Department of International Development Studies* ,Vol22 , issue page 2.

Badrie Neel, Andrew Joseph and Allyson Chen (2003) "An observational study of and micro biological quality of street purchase practices in Trinidad" *Departmental Publications University of the West Indies*,

Bandyopadhyay Ritajyoti (2011) " Politics of Archiving: Hawkers and Pavement Dwellers in Calcutta" *Dialectical Anthropology* ,Vol. 35, No. 3, September.

Bhowmik Sharit (2010) *Street Vendors in the global economy*", New Delhi: Routledge.

Bhowmi. K. Sharit (2005) "Street vendor in Asia" *Economic and Political Weekly* ,Vol 36, No16, May 28-June 4.

Cross John.C (2000). "Street vendors modernity and postModernity" *The International Journal of Sociology and Social Policy* Newyork, Vol20, No1/9 , October.

Dimas Harban (2008) "Street Vendors Urban Problem and Economic Potential" *Economics and Development Studies*. Vol13, No 4, August.

Drguchi Atsushi (2005) "Revaluating street vendors in Asian cities

and Asian urbanism” *Indian Express* June .

G.Winarno F and A.Allain (2008) “A Report on Street food in developing Countries”. *Lessons From Asia* Vol12, No5, September.

Hen Marty, Renan Jhabuala and Reema Namavath (2003) “a case study from urban and rural India” *Department of Political Science, Federal University of Minas Gerais*.

J Breman (2001) “ An informal labour system End of labour market dualism *Economic and political weekly* ,Vol 36, No 22,May.

Mander Harsh (2011) “Cities and the right to vend” *The Hindu*, july.

M.Jaganathan,V (1 987). "Informal Markets in Developing Countries"*Department Publications* Oxford University, New York.

Mukhola(1998) “Factors influencing safety and quality of street food in rural areas”. *Economic and Political Weekly*, Vol 33, No14, February

Ncuadi Anney and Id Woolard (1999). “The attitude of formal business community towards informal street traders” *The Indian Journal of Labour Economics*. Vol.35, No2 October.

Pearce Tola Olw, Olufemi O Kujore and V Aina Agboh Bankole
(1988) “Generating an income on the urban environment the experience of street force” *Canadian Journal of African Studies*, Vol. 25, No19, August.

WEBSITES

- 1) <http://www.sida.se/publications>
- 2) <http://labour.nic.in>
- 3) www.vvgnli.org/publication/076-2007
- 4) <http://www.nasvinet.org/file>
- 5) [http/ WIEGO street net.org](http://WIEGO.streetnet.org)
- 6) [http/wirgo.org/informal economy](http://wirgo.org/informal_economy)
- 7) [http/international labour organization.org](http://international_labour_organization.org)
- 8) www.mumbaimirror.com
- 9) <http://www.indg.in>