

# Agronomics Harvest Endorsement for Fecundity Using Machine Learning and Data Science

**Ms. Rajashree Sutrawe, T. Chrysolite**

CSE, Guru Nanak Institutions Technical Campus, Hyderabad, Telangana, India

## ABSTRACT

Agronomy yield in India is still low in comparison to other countries in the world. In India, the major problems we're facing in agronomy are unreliable downfall, lack of irrigation installations, soil corrosion, styles of civilization, defective civilization of crops and reduction in net sown area. With these problems, we're facing difficulty in fecundity. As the population in India is larger and the fruitfulness is lower, we aren't able to reach the target of supplying food for the people. As the IT world is grows, they want to help the growers by using their Intelligence. We've to use our ultramodern technological styles in the agronomy as per our demand to estimate growth by using Machine learning methods. A well-informed decision can directly affect their gains. The use of Random Forest algorithm helps growers understand information about the crop.

**Keywords:** Agronomics, Endorsement of Harvest, Ultramodern technology, Machine Learning, Random Forest.

## I. INTRODUCTION

Agronomics plays a crucial role in India's wealth. Agronomics is the main livelihood of our Indian's. 54.6% of the total workforce is engaged in farming and allied sector activities. India is the second largest producer of wheat and rice, the world's most important food staples. Mainly Agronomics depends on the environmental circumstances such as sunlight, moisture soil type, rainfall, temperature, pesticides, fertilisers and many more. Farmers should be aware of harvesting the crop at the appropriate time. Crops like paddy, sugarcane, yarn and groundnut are grown in India. Bio-fertilisers are produced powerfully. Due to the alteration of natural factors, cultivation farming is undignified these days.

India has 4 seasons: Winter, Summer, Rainy, Monsoon.

1. Winter which occur from December to March.
2. Summer period from April to June.
3. Rainy period from July to September and
4. Monsoon period from October to November. Due to the range of season and rainfall, the estimation of appropriate crops to plant is essential. Farmers face major trouble in areas such as crop management, expected crop yield and fecundity yield from the crops. Farmers or cultivators need proper support

regarding crop cultivation, as now-a-days many youngsters are interested in agronomics.

The impact of the IT sector in assessing genuine world crises is moving at a quicker rate. Data is increasing day by day in the field of agronomics. With the progression of Internet of Things, there are ways to grab huge amounts of data in field of Agronomics. There is a necessity of an organisation to have clear analysis of the information of agronomics and extract or use valuable information from the distribution data. To find insights from records, they must be learned.

The aim is to make farmers aware of modern tools and infrastructure and promote precision farming. Vaticination of crops was done according to planter's experience at the time. The planter's knowledge of agrarian factors has been changed to an astonishing position. There is a need to indulge in the engineering effects of crop vaticination. Data booby-trapping plays a vital part in husbandry exploration.

## II. METHODOLOGIES

### Modules Description:

#### Data Collection:

This is the first real step towards the real development of a machine literacy model: collecting data. This is a crucial step that will determine how good the model will be, the more and better data we get, the better our model will perform.

#### Dataset:

The dataset consists of 821 individual data points. There are 14 columns in the dataset, which are described below.

1. **States:** Total number of countries in India
2. **Downfall:** Downfall in mm
3. **Ground Water:** Total ground water position
4. **Temperature:** Temperature in degree Celsius
5. **Soil type:** Number of soil types
6. **Season:** Which season is suitable for crops?
7. **Crops:** Types of crops
8. **Fertilisers needed:** Types of fertilisers needed
9. **Cost of civilisation:** Total Cost for civilisation
10. **Anticipated earnings:** Total anticipated earnings
11. **Volume of seeds per hectare:** Seeds for volume per hectare
12. **Duration of civilisation:** Number of day for duration of civilisation
13. **Demand of crop:** Demand of crop (high,low)
14. **Crops for mixed cropping:** Which crop is mixed for cropping?

#### Data Preparation:

Wrangle the data and prepare it for training. Randomize data, which erases the goods of the particular order in which we collected and or else prepared our data fantasise data to help describe applicable connections between variables or class

imbalances, or perform other exploratory analysis. Split into training and evaluation sets.

## III. LITERATURE REVIEW

**Title:** “Analysing Soil Data using Data Mining Classification Technique”

**Authors:** Rajeswari and K. Arunesh

**Year:** 2016

#### Description:

Soil is an essential factor in agriculture. The objective of the work is to predict soil type using data mining classification techniques. Methods/Analysis: Soil type is predicted using data mining classification techniques such as JRip, J48 and Naïve Bayes. These classifier algorithms are applied to extract knowledge from soil data, and two types of soil are considered, such as red and black.

**Title:** “The Impact of Data Analytics in Crop Management based on Weather Conditions”

**Author:** A. Swarupa Rani

**Year:** 2017

#### Description:

Agriculture is the most significant application area particularly in the developing countries like India. Data mining plays a crucial role in decision-making on several issues related to the agriculture field. The goal of the data mining process is to extract knowledge from an existing data set and transform it into a unique, human understandable format for some advanced use. This paper summarizes the application of data mining techniques, neural networks, support vector machines, big data analysis, and soft computing in the agriculture field base on weather conditions.

#### IV. SYSTEM ARCHITECTURE

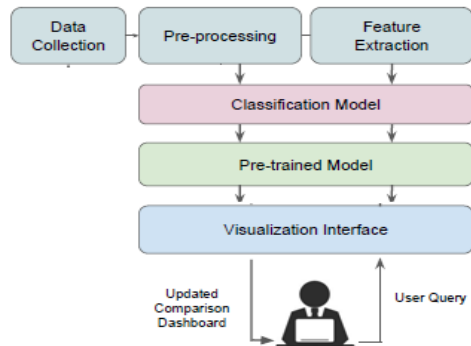


Fig: System Architecture



Fig: Crop prediction welcome page

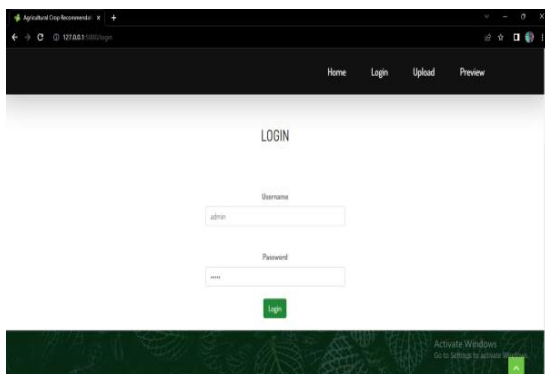


Fig: User login page

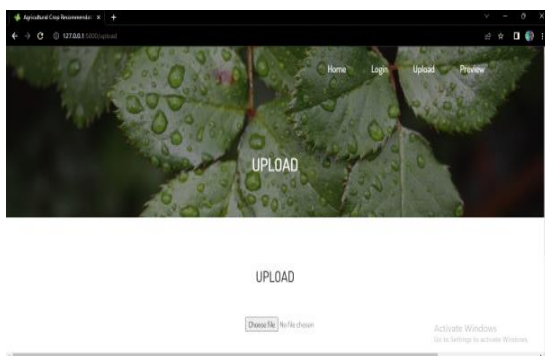


Fig: Choose a file to upload

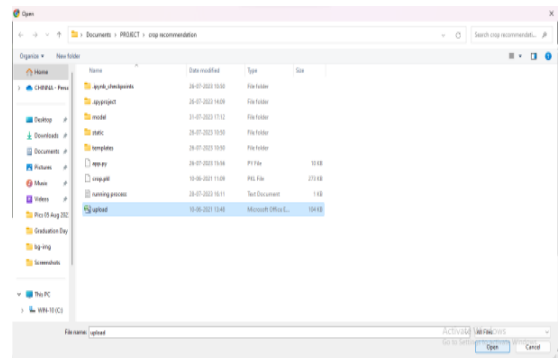


Fig: Select the data

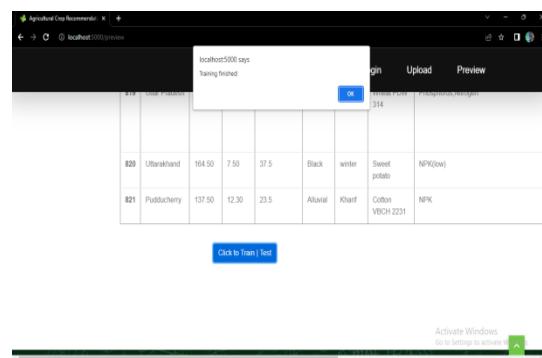
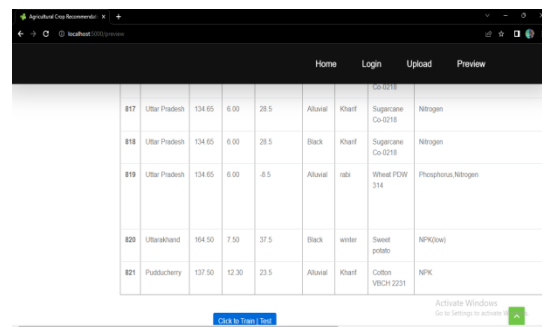
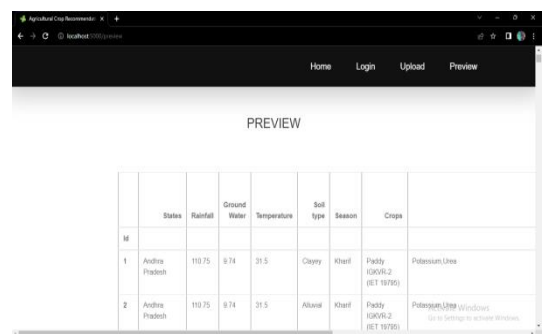


Fig: Test the data

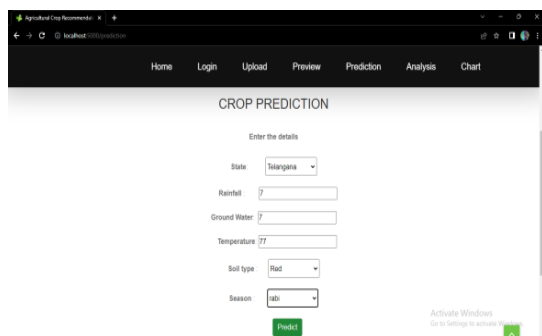


Fig: Crop prediction

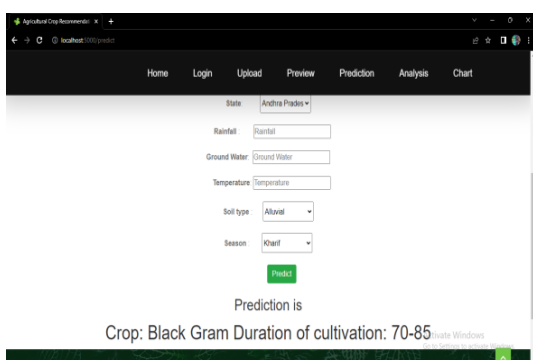


Fig: Crop predicted

## V. CONCLUSION

In this paper, significance of operation of crops was studied extensively. Growers need backing from recent technology to grow crops. Proper vaticination of crops can be communicated to agronomists in time. Many Machine- Learning methods have been used to dissect the husbandry parameters. Some of the ways in which different aspects of husbandry are studied by a literature study. Blooming neural networks and soft computing methods plays a significant role in furnishing recommendations. Considering parameters like product and season, more individualized and applicable recommendations can be given to growers, which will help them to yield good volume of product.

## VI. FUTURE ENHANCEMENT

To dig up knowledge from a huge knowledge base of husbandry, suitable methods must be used. Among the ways, Data Mining plays a crucial part. By applying mining, hidden useful knowledge is uprooted, and unborn prognostications can be made. Data gained is classified, associated and clustered in the end to make growers choose between crops, acquire new growers and relate the crops.

## VII. REFERENCE

- [1] Rajeswari and k. Arunesh (2016) "Analysing Soil Data using Data Mining Classification Techniques", Indian Journal of Engineering Science and Computing, Volume 7 Issue No. 10 October.
- [2] A. Swarupa Rani (2017) "The Impact of Data Analytics in Crop Management based on Weather Conditions", International Journal of Engineering Technology Science and Research, Volume 4, Issue5, May.
- [3] Priyanka p. Chandak (2017) "Smart Farming System using Data Mining", International Journal of Applied engineering Research, Volume 12, Number 11.
- [4] Ramesh Babu Palepu (2017) "An Analysis of Agricultural Soils by using Data Mining Techniques", International Journal of Engineering Science and Computing, Volume 7 Issue No. 10 October.