

# AI-DRIVEN CROP DISEASE PREDICTION AND MANAGEMENT SYSTEM

Parinitha M<sup>1</sup>, Nethra K<sup>2</sup>, Yukthi V<sup>3</sup>, Dr. Ramesh Sengodan<sup>4</sup>

<sup>1 2 3</sup> Students in Computer Science and Engineering at presidency university, Bengaluru

<sup>4</sup> Professor in Computer science and Engineering at presidency university, Bengaluru

**Abstract** - Monitoring crop health is vital for the realization of high productivity and sustainable farming. Crops continue to lower productivity and cost farmers high economic losses despite the achievements made in the field. This project offers a system powered by AI that identifies crop disease from photographs of infected leaves. The model is built on convolutional neural networks (CNNs) and has a prediction accuracy of 94.8%. A friendly web interface allows farmers to submit leaf pictures and get instant disease diagnoses. Beyond detection, the system also gives suitable treatment and prevention advice. This eliminates dependence on human inspection and minimizes unnecessary pesticide use. The AI system streamlines decision-making and enhances crop health and yield in general. It is scalable and can handle a variety of crops and farming areas. The platform also enables precision farming by combining technology with actual farm needs. The model has been validated over multiple crops and shown good performance. Overall, the system provides an intelligent, stable, and environmentally friendly solution for contemporary agriculture.

**Keywords:** Crop disease detection, Artificial Intelligence, Deep learning, Convolutional Neural Networks, Precision agriculture, Sustainable farming

## 1. INTRODUCTION

Crop disease is a threat to world agriculture, with smaller yields and economic loss. Current detection methods depend on human expertise and visual observation. They tend to be time-consuming, inaccurate, and unavailable to many farmers. Scalable, technology-driven solutions are an urgent necessity.

To solve this problem, our project presents an AI-based system that identifies crop diseases based on images of diseased leaves. Convolutional Neural Networks (CNNs) are best suited for image classification tasks. This project employs CNNs to detect crop diseases from leaf images. The model has a high prediction accuracy of 94.8%. A web-based interface is used for uploading images and

obtaining real-time results. In addition to disease identification, the system provides appropriate treatments and preventive measures. This assists farmers in minimizing pesticide misuse. It also facilitates timely and informed decision-making.

The system is scalable and adaptable to different crops and regions. It bridges the gap between modern technology and farming needs. By promoting precision agriculture, it supports sustainable and efficient farming. This research demonstrates AI's role in the future of agriculture.

## 2. LITERATURE SURVEY

Crop disease detection has been a long-standing challenge in agriculture, traditionally addressed through manual inspection by agronomists or farmers. This method is often subjective, time-consuming, and prone to human error. Studies have shown that early detection of plant diseases is crucial for effective treatment and yield preservation. However, limitations in accessibility and expertise, especially in rural areas, hinder timely diagnosis and intervention.

With the rise of artificial intelligence, researchers have increasingly explored deep learning for plant disease detection. Mohanty et al. (2016) used convolutional neural networks (CNNs) on the dataset and achieved over 99% accuracy in classifying plant diseases. Their work demonstrated the potential of AI models to outperform traditional methods in both speed and accuracy. Several systems have also incorporated image preprocessing and augmentation techniques to improve model robustness. Similarly, techniques such as transfer learning have been applied to reduce training time and improve accuracy when working with smaller, crop-specific datasets. These innovations have significantly contributed to the scalability of AI-driven solutions in agriculture.

Moreover, some recent works have started integrating recommendation engines to not only detect but also manage diseases effectively. Projects like PlantDoc and

Plantix combine detection with treatment suggestions, offering more practical value to farmers. However, many systems remain limited to specific crops or controlled environments. This research aims to bridge these gaps by developing a scalable, high-accuracy model integrated with a user-friendly web interface, capable of supporting a wide range of crops and real-world conditions. Besides image-based solutions, other research has also looked at the utilization of IoT and sensor data in disease forecasting, especially in precision farming. Examples of this include the utilization of sensors that measure temperature, humidity, and soil moisture together with machine learning models to forecast disease outbreaks. A study by Kamilaris and Prenafeta-Boldú (2018) emphasized the potential of fusing environmental data with AI models to enhance early warning systems. Although promising, such systems may be costly and need regular connectivity, which becomes a hindrance in low-resource environments. Such image-based deep learning solutions continue to be more affordable and manageable for large-scale deployment among smallholder farmers.

### 3. PROPOSED METHOD

#### 3.1 Image Acquisition and Input Interface

Farmers take or upload photos of infected crop leaves through a web-based platform. The platform is made user-friendly, responsive, and accessible through smartphones or computers. It accommodates various image formats and enables real-time submission for instant analysis.

#### 3.2 Preprocessing of Input Images

Preprocessed images are submitted to enhance the efficiency and accuracy of the model. All the images are resized to a common size, pixel values are normalized, and data augmentation techniques like rotation, flipping, and zooming are applied to avoid overfitting and to accommodate variations in real images.

#### 3.3 CNN-Based Disease Classification Model

A Convolutional Neural Network (CNN) model is trained on a labeled dataset of healthy and diseased crop leaf images. The model consists of several convolutional layers to extract features, followed by pooling and dense layers for classification. The output is a probability distribution over disease classes, with the maximum value representing the predicted disease. The model, after training, has a classification accuracy of 94.8%.

#### 3.4 Disease Diagnosis and Recommendation Engine

When a disease is identified, the system maps it onto a corresponding treatment plan from an existing knowledge base. This includes organic and chemical control methods, dosage rates, and preventive measures. The suggestions are made according to the disease and crop type to ensure accurate and safe interventions.

#### 3.5 Output and User Feedback

The diagnosis, confidence value, and treatment recommendation are shown on the user interface. Farmers get results immediately and optionally give feedback to enhance the system's usability and subsequent model improvements. The system supports several crops and can be scaled up to add more diseases in the future.

#### 3.6 System Flow

##### 3.6.1 User Input (Web Interface)

User uploads a picture of an infected crop leaf through a web portal.

##### 3.6.2 Image Preprocessing.

Resize, normalize, and improve the image (if necessary).

##### 3.6.3 Disease Detection (AI Model - CNN)

The preprocessed image is input to a Convolutional Neural Network. The CNN extracts feature and classifies the leaf into a particular disease category (or healthy).

##### 3.6.4 Output

Predicted disease with recommendation.

##### 3.6.5 Treatment & Prevention Recommendation Module

Depending on the disease identified, the system retrieves: The recommended treatments (e.g., pesticides, organic) and preventive methods.

##### 3.6.6 Data Logging & Feedback

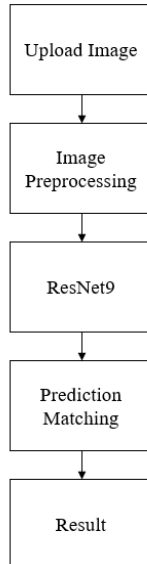
Save image, prediction, location (if available), and user feedback for future retraining and system improvement.

#### 3.7 Technical Specifications

- **Language:** Python 3.x
- **Web Framework:** Flask
- **AI Model:** ResNet-9 (Pre-trained Convolutional Neural Network for Plant Disease Classification)

- **Image Processing:** OpenCV and PIL
- **Response Format:** JSON

### 3.8 PROJECT WORKFLOW



## 4. METHODOLOGIES

### 4.1 Data Gathering

Images of infected and healthy crop leaves were gathered from publicly available data sources like PlantVillage and other authenticated agricultural sources. The dataset contains more than one crop and disease category to promote model generalization. The images were correctly labeled with the respective disease name or "healthy."

### 4.2 Data Preprocessing

In order to enhance model performance, all images were resized to a consistent resolution. Methods like normalization, data augmentation (rotation, zooming, flipping). This helps avoid overfitting and enhances the model's capability to manage real-world variations in images.

### 4.3 Model Development

A Convolutional Neural Network (CNN) structure was constructed utilizing TensorFlow/Keras. The model has several convolutional, pooling, and fully connected layers fine-tuned for image classification. The last softmax layer provides the probabilities for each disease class.

### 4.4 Web Interface Integration

A user-friendly web application was built with Flask for the backend and python/HTML/CSS/ for the frontend.

The frontend interface enables farmers to upload pictures of leaves, which are then passed to the model to make a prediction. Outputs are the name of the disease, confidence level, and suggested treatment and prevention plans.

### 4.5 Recommendation System

Once a disease is detected, the system fetches relevant treatment suggestions from a predefined database. These include organic and chemical control measures, along with preventive tips tailored to the crop type and disease severity.

### 4.6 Testing and Validation

The system was evaluated on seen images and on expert farmer feedback. The model performed robust generalization on many types of crops and geographical regions. The user interface as well as the model was tuned through feedback.

## 5. RESULTS AND ANALYSIS

### 5.1 Home Page

AgriAura's homepage looks professional and thematic, using images of plant checks with digital tools to show AI working with farming. The clear message, "Transforming Agriculture with AI-Powered Insights," highlights the goal of using AI to improve crop health management. The page is laid out simply with easy navigation, helping all users, whether they are tech-savvy or not, find key features like uploading images, learning about the platform, and contacting support.

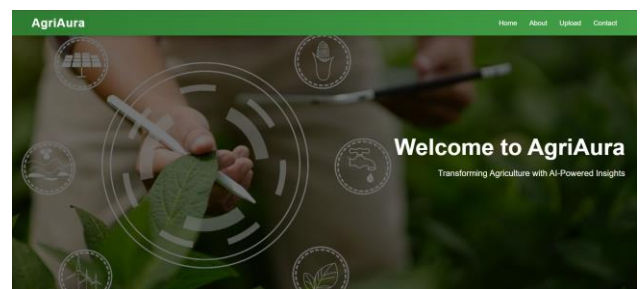


Figure 5.1 Home Page

### 5.2 About Page

The About page explains AgriAura's vision and mission in agriculture. It underscores a commitment to using AI to enhance crop productivity and sustainability, helping farmers make data-driven decisions. By equipping farmers with smart tools, it aims to strengthen farms and lessen environmental impact, positioning itself as more than just tech support but as a partner in sustainable

farming. The goal is to diagnose plant diseases, reduce losses, and increase yields.



Figure 5.2 About Page

### 5.3 Upload Page – Initial State

This page shows the starting point for users to upload crop images for disease detection. It is straightforward, with clear instructions and few distractions, making it accessible, even to those unfamiliar with digital platforms. This feature is essential, as it initiates the AI's main function—accepting images for analysis. A simple upload process ensures that both farmers and experts can easily submit images to receive diagnosis and manage crops effectively.

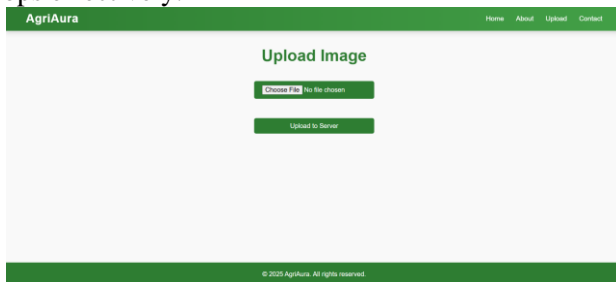


Figure 5.3 Upload Image

### 5.4 Upload Page – After Prediction

Here, the system shows its capacity by analyzing an uploaded image and delivering results. It identifies the plant, such as a tomato, and diagnoses Early Blight, explaining the fungal cause. This real-time diagnosis illustrates the AI's ability to turn observed symptoms into actionable guidance. Such detailed feedback helps farmers quickly address issues and understand the biology of diseases, improving both reactive and preventive strategies for crop health.

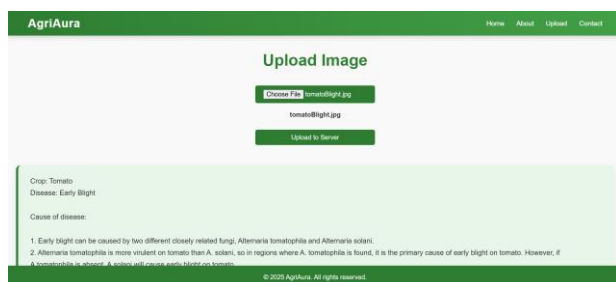


Figure 5.4 Disease Prediction

### 5.5 Contact Form

The contact page is designed for user feedback and support. It collects names, emails, and comments to open a communication line for support inquiries, reporting prediction issues, or seeking consultations. This engagement is crucial for an AI-based system because ongoing user input can enhance the model, aligning it better with real farming needs and challenges.

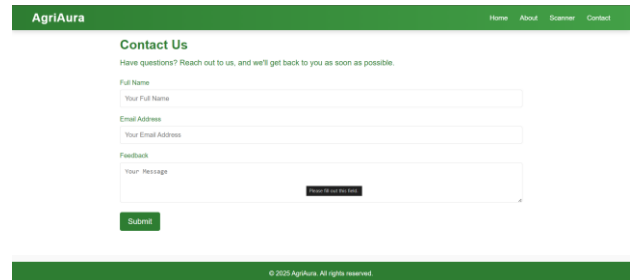


Figure 5.5 Feedback Form

### 5.6 Contact Form Submission Confirmation

The confirmation page reassures users that their feedback or queries have been successfully submitted. This small step is vital for building user trust, confirming receipt of their communication, and informing them that it will be addressed. This function is important for AI systems, addressing user queries about model accuracy or following up on predictions, thereby supporting continuous system improvement through active user interaction.

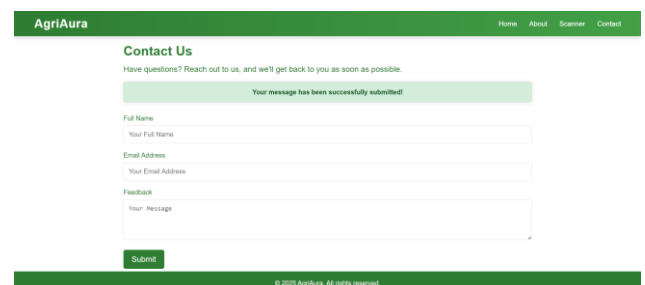


Figure 5.6 Feedback Submission

## 6. CONCLUSION AND FUTURE DIRECTIONS

In conclusion, this project demonstrates how artificial intelligence can significantly improve agricultural practices by detecting and diagnosing crop diseases at an early stage and addressing threats from pests. It leverages available technologies such as deep learning, image classification, and mobile computing that allow farmers to have a rapid, accurate, and potentially cheaper alternative in diagnosing plant health situations. Farmers are less reliant on manual inspections and it limits the likelihood of widespread crop failures. It also allows farmers to apply pesticides, herbicides, and other products more efficiently with their production context, ultimately using pesticides in a more environmentally friendly way.



The application allows for real-time analysis reports and provides farmers with easier to navigate user interfaces to impact decision-making processes at the farm level. Furthermore, it ultimately improves crop yields and provides for more sustainable agricultural practices. Finally, being able to process a larger amount of data than inspection alone and receiving results in a near real-time fashion makes it more deployable across small holder and commercial farming scenarios, all of these operations support agricultural global food security planning and practice.

#### *Future Works:*

Future work can also be undertaken to enhance this project by implementing TensorFlow or any similar framework in order to enable much more sophisticated and optimized model functionality. Future work could also include the implementation of machine learning for predictive analysis, which could allow the system to predict disease outbreaks, based on weather, soil, and disease historical data. As discussed in the Methods section, the platform can also integrate with IoT-based sensors and satellite imagery for optimizing precision and coverage. Integrating the platform with existing government agricultural databases and extension services could also help it to be scaled. Up to this point, there has not been a formal stress testing or long field validation. Since the design of the platform is real-time driven operationally, planned future work will include stress testing for performance, scalability, and usability to ensure successful and reliable delivery in a variety of agricultural settings.

#### *Ethical Considerations:*

The AI-Driven Crop Disease Prediction System will need to address important ethical issues such as data privacy and ensuring that farmers' information is stored securely and used in a responsible manner. Access is another issue, as not all farmers have smartphones or internet access and may be unable to participate, creating unequal benefits. Algorithmic bias needs to be managed, as having limited training data, and producing an inaccurate prediction can negatively impact crop yields. Transparency is an important way to foster trust in AI systems and promote responsible use, while retaining farmers' agency in the use of AI.

## **7. REFERENCES**

- [1] Waseem, M., Raza, A., & Malik, A. (2024). AI-Driven Crop Yield Prediction and Disease Detection in Agroecosystems. In *Maintaining a Sustainable World in the Nexus of Environmental Science and AI* (pp. 229-258). IGI Global.
- [2] AI-Powered Predictive Analysis for Pest and Disease Forecasting in Crops: Palani, Hari Kumar, et al. "AI-Powered Predictive Analysis for Pest and Disease Forecasting in Crops." 2023 International Conference on Communication, Security and Artificial Intelligence (ICCSAI). IEEE, 2023.
- [3] Mishra, Harshit, and Divyanshi Mishra. "AI for Data-Driven Decision-Making in Smart Agriculture: From Field to Farm Management." *Artificial Intelligence Techniques in Smart Agriculture*. Singapore: Springer Nature Singapore, 2024. 173-193.
- [4] Nazir, Aisha. "AI-Driven Approaches to Enhance Plant Disease Detection and Monitoring: A Focus on Machine Learning in Agriculture." *International Journal of Applied Sciences and Society Archives (IJASSA)* 1.1 (2022): 9-15.
- [5] Elsayed, Mohamed Z., et al. "Role of AI for plant disease detection and pest detection." 2024 International Telecommunications Conference (ITC-Egypt). IEEE, 2024.
- [6] Kaur, Avneet, et al. "Artificial Intelligence Driven Smart Farming for Accurate Detection of Potato Diseases: A Systematic Review." *IEEE Access* (2024).
- [7] Pothiraj, Siva, PR Thivin Kumar, and J. Martin Leo Manickam. "AI-DRIVEN FARM MANAGEMENT SYSTEM (AI-FMS)." *International Journal on Global Business Management & Research* 12.2 (2023): 73-81.
- [8] N. Santha Raju, R. Tamilkodi, V. C. Shekar, B. Jaya Bharathi, K. Dinesh Kumar and Y. Sumanth, "AI-Powered Crop Suggestion, Yield Prediction, Disease Detection, and Soil Monitoring," 2024 3rd International Conference on Automation, Computing and Renewable Systems (ICACRS), Pudukkottai, India, 2024, pp. 1120-1124, doi: 10.1109/ICACRS62842.2024.10841754.
- [9] H. K. Palani, S. Ilangovan, P. G. Senthilvel, D. R. Thirupurasundari and R. K. K, "AI-Powered Predictive Analysis for Pest and Disease Forecasting in Crops," 2023 International Conference on Communication, Security and Artificial Intelligence

(ICCSAI), Greater Noida, India, 2023, pp. 950-954,  
doi: 10.1109/ICCSAI59793.2023.10421237.

- [10] Tammina, Manoj Ram, et al. "Prediction of Plant Disease Using Artificial Intelligence." *Microbial Data Intelligence and Computational Techniques for Sustainable Computing*. Singapore: Springer Nature Singapore, 2024. 25-48.