

AI ENABLED DROWSINESS DETECTION AND ACCIDENT AVOIDANCE SYSTEM

¹ Assoc Prof.Dr Shankaragowda B B B¹, Sahana M K B R²

¹ Department of Master of Computer Application,BIET,Davangere

² Sahana M K,PG Student,Department of Master of Computer Application,BIET,Davangere

Abstract: Tired driving is one of the veritable elucidations behind road disasters and passing. Accordingly, prominent confirmation of driver's weakness and its sign is a working examination area. Most of the customary methodologies are either vehicle based, or poisonous or physiological based. Hardly any techniques are interfering and incorporate the driver, some require extraordinary sensors and data overseeing. As requirements be, in this examination, an irrelevant exertion, constant driver's drowsiness insistence structure is made with exquisite accuracy. In the made structure, a webcam records the video and driver's face is found in each edge using picture overseeing strategies. Facial achievements on the clear face are pointed and thus the eye viewpoint degree, mouth opening degree and nose length degree are chosen and depending on their characteristics, lethargy is seen subject to made adaptable thresholding. PC based learning incorporates have been done in like way in a pulled back manner. An affectability of 95.58% and expresses of 100% has been created in Support Vector Machine based delineation. As future upgrade Pedestrian unmistakable proof is a main and epic errand in any cleverness video recognition system, as it gives the focal information to semantic vitality about the video accounts. It has an unquestionable augmentation to vehicle applications due to the potential for improving security structures.

Keywords: *Drowsiness Detection, Eyes Detection, Face Detection, ECG, EOG, EMG, SVM.*

I. INTRODUCTION

Driver drowsiness obvious affirmation is a vehicle flourishing headway which foresees disasters when the vehicle driver in drowsy. Various examinations have recommended that around 25% of all road disasters are utilization related, up to half on express streets. Driver weakness is a colossal influence in innumerable setbacks. The improvement of headways for seeing or checking laziness in the driver's seat is an essential test in the field of incident avoiding structures. By uprightness of the hazard that drowsiness shows all over the place, systems ought to be made for adjusting its assets. Driver hastiness may be the delayed consequence of a nonattendance of openness when driving in driver sluggishness and diversion.

Driver diversion happens when a thing attractions a person's attention a long way from the driving errand. Rather than driver redirection, driver separation melds no beginning event regardless, rather is depicted by a dynamic withdrawal of thought from the road and traffic demands. Both driver tiredness and redirection, notwithstanding, may have close effects, i.e., decreased driving execution, longer reaction time, and a widely inclusive risk of mishap duty. After a short time days, road troubles are absolutely difficult issue and its rate extends each year. The basic issue behind the road troubles are lethargy of vehicle driver and if the driver is alcoholic. To beat this issue, different advances are made. These advances are used for perceiving drowsiness furthermore envisioning the road challenges.

The different enhancements are made for tiredness zone. Starting one relies on the vehicle, in which it always checked sorting out wheel position, way position and weight on empowering pedal. Second one relies on social, in which it unendingly checked glimmering repeat of eye, eye end, yawning and head present. Third one relies on physiological, which checks heartbeat and mind headway by ECG (Electrocardiogram)[13], EEG[8], EOG (Electooculogram) and EMG (Electromyogram). There are 4 standard factors in light of which driver gets utilization. These are rest, work, time of day and physical condition.

Here in this paper, thinking about reliant on lead, in which it energetically checked glimmering repeat of eye, eye end, yawning and head present based on the video captured from the camera that is before driver perform unwavering planning of a progressing toward video stream in order to conclude the driver's a piece of deficiency in case the apathy is Estimated, by then the yield is send to the prepared structure and caution is supported. An enduring count to see eye shimmers, yawning and head position in a streaming video development from a high end camera is proposed.

Late achievement pioneers, engineered on in-the rough datasets show puzzling life against a head hanging on for respect to a camera, separating light and outward appearances. Project demonstrates that the achievements are seen unequivocally enough to reliably review the part of the eye closing and yawning. The proposed estimation along these lines assesses the achievement positions, clears a singular scalar complete eye point of view degree (EAR) – depicting the enlightening in each edge, Mouth perspective ratio (MAR) which portraying the mouth opening in each packaging Finally, a SVM classifier [14] sees eye flashes and yawning for instance of EAR and MAR regards in a short transient window.

II. LITERATURE REVIEW

The models and criteria used to inspect the potential abundance of the Driver sharpness viewing updates and contraptions relate to the level-headed qualities and operational properties of the device or headway .In different cases, this summation misses the mark on the specific nuances essential to be seen as a basic necessities detail, Nevertheless, paying special mind to these general customer validation and sharp criteria is crucial to ensure that any proposed device or advancement is set up for its made inspiration driving checking, unassumingly and reliably, driver sorting out and thereby, on a central estimation , easing motor vehicle crashes related to driver fatigueless. The Research work has been already done that focus a study and implementation of various systems like work done by Ralph Oyini [1], S. Vitabile [2], Rospa[3], ArunSahayadhas [4] and Anirbandasgupta [5].Some sort of frameworks like driver weariness screen, consistent vision subject to driver state watching structure, seeing driver helping framework, client focus nonappearance of thought driver presentation and working structure are seen in outside nations. A tremendous piece of the structures assemble either changes in eye advance, physiological measures or driver execution measure. In perspective on edification mix, the standard structures have a couple miss happenings, which have been beginning at now cleared up all through action outline. Proposed driver tiredness watching structure has been portrayed in Figure 1. At first, the video is gotten by utilizing a webcam. The camera will be made before the driver to get the front face picture. Video is gotten and the lodgings are kept to acquire 2-D pictures. Face verification using HOG and SVM framework. Ricocheting out at seeing the face, using facial spots of energy of eye, nose, and mouth are discrete on the photographs. From the facial achievement, EAR, MOR and NLR checked on and utilizing these highlights and AI structure, a choice is confirmed about the lethargy of the driver. On the off chance that laziness is seen, an alarm will be sent to the driver to wake up. The subtleties of each square are explored underneath. The nuances are inspected underneath.

III. METHOD

3.1 Methodology

Methodology is useful procedure for completion, improvement and activist of things from issues. Things can get modern using methodology procedure. Structure strategy is the course toward depicting the plan, parts, modules, interfaces and data for a system to satisfy picked necessities. One could confide in it to be the utilization of structures speculation to thing development. There is some spread with the requesting of structures examination, systems plan and structures building.

In case the more wide subject of thing improvement "blends the perspective of showing, structure, and putting away into a specific procedure to supervise thing development," by then course of action is the show of taking the publicizing information and making the amusement arrangement of the thing to be made. Structures game-plan is hence the path toward depicting and making systems to satisfy picked necessities of the customer.

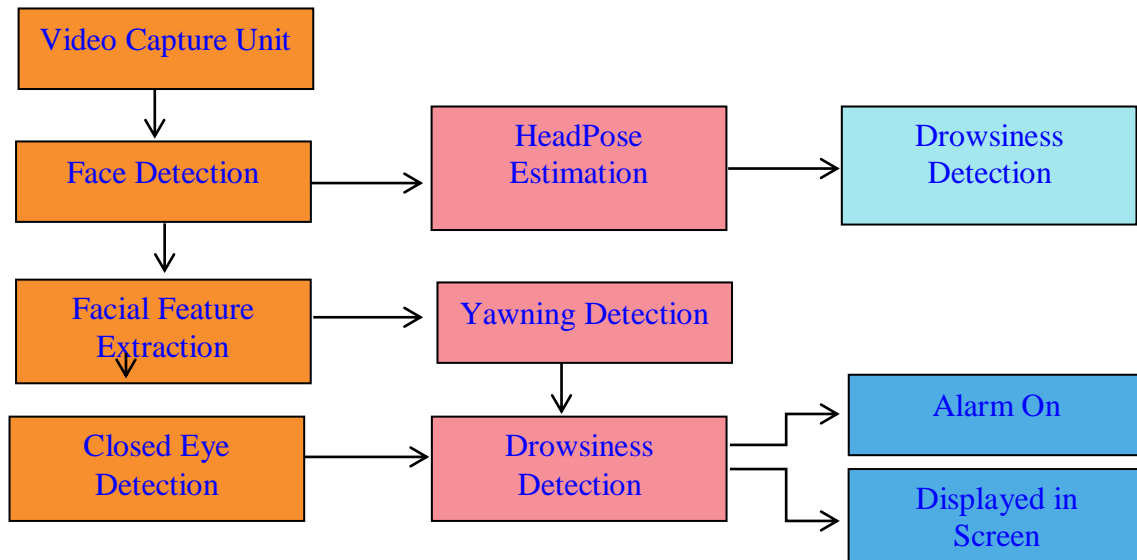


Figure 1: System Architecture

Figure 1 portrays a model that defines and supports reasoning about structure, behavior, and more views of a system. It gives clear picture about the project. First the user needs to mount a camera in a vehicle.

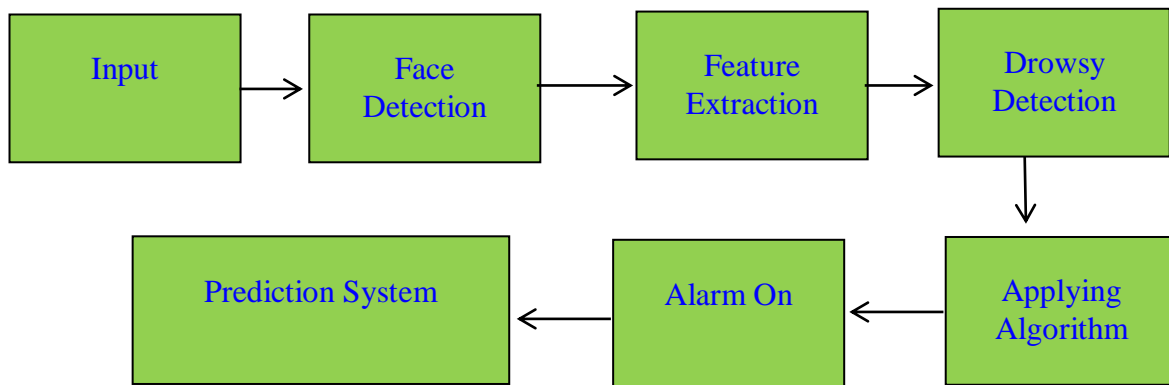


Figure 2: Prediction System

Figure 2 depicts a graphical depiction of the "stream" of data through an information structure, showing its system edges. A huge piece of the time they are an important improvement used to make a blueprint of the system which can later be outlined.

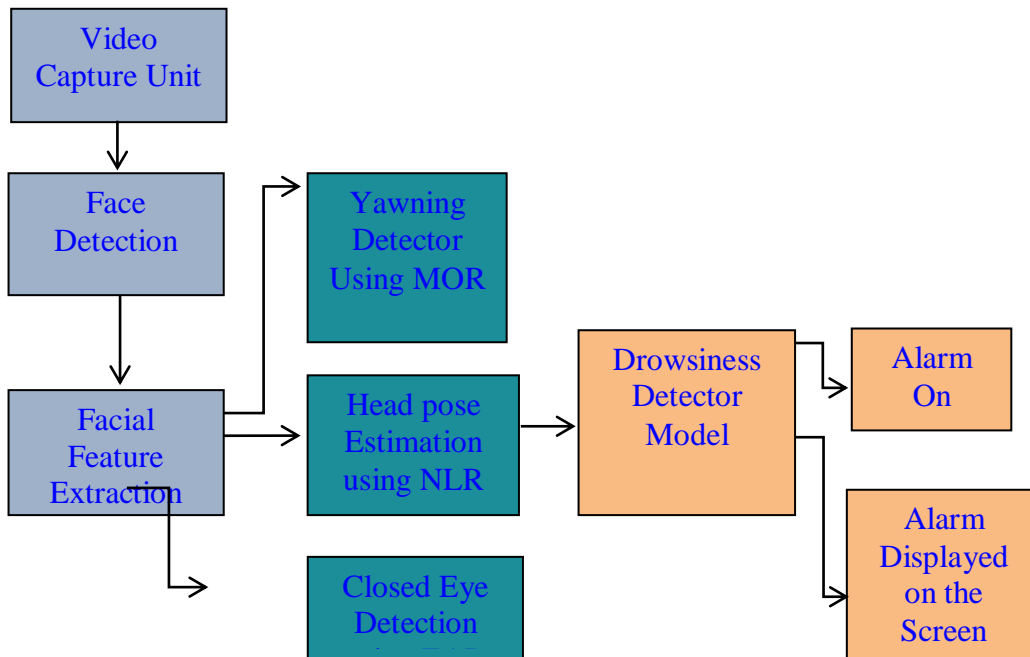


Figure 3: Drowsiness Detection System

Figure 3 represents drowsiness detection flow levels among the various modules. The system is other than called as air stash chart. It is a major graphical formalism that can be used to address a structure similarly as the data to the system, arranged managing did on these data, and the yield data is made by the system.

IV. IMPLEMENTATION

4.1 Video Streaming

First setup camera in the vehicle so without a doubt sees driver's face and apply facial accomplishment snag to screen the eyes and mouth. Also get the condition of head of driver. Getting video from the web camera mounted on the dash driving body of a vehicle to get the photographs of the driver for video acquiring and a sound masterminded structure for dormancy zone

4.1.1 Face Detection

The proposed structure will begin by getting the video traces one by one. OpenCV's [12] gives wide help to preparing live files. The structure will see the face in the edge picture for each bundling. This structure utilizes Viola-Jones object pioneer which is an AI approach for visual article divulgence. This is made by utilizing the Haar estimation [14] for face a region. Haar course is an amazing liberal part based expecting that can see the face picture enough. With the use of occupations indisputably of stages Haar figuring [8] engineered to expel the contenders that are non-face. Moreover, each stage fuses mix of various Haar highlights and each part hence is referenced by a Haar merge classifier [14].

4.1.2 Aspect RatioOf Eyes

This correspondingly proposes we can oust express facial structures by understading the strategies of the specific parts of the face. To the degree streak statement, we are essentially amped up for two frameworks of eyes. Eye is tended to by 6 (X, Y)- animates, beginning at the left-part of the eye, and a concise timeframe later functioning clockwise around other regions of the eye. For each video plot, the eye accomplishments are seen. The eye point of view degree (EAR) amongst stature and width of the eye is chosen. Where a_1, \dots, a_6 are the 2D accomplishment zones.

When eyes are open, the EAR is routinely solid and is inclining toward to zero while closing an eye. It is commonly individual and head present wanton. Viewpoint dimension of the open eye has a slight multifaceted nature among persons and it is totally invariant to a uniform scaling of the picture and in-plane turn of the face. Since eye squinting is done by the both the eyes synchronously, the EAR of the both eyes is met up at the midpoint of.

The condition selects the division between the vertical eye spots of intrigue while the denominator diagrams the area between level eye accomplishments, weighting the denominator fittingly since there is just a singular heap of level thinks at any rate two approaches of vertical center interests. The eye perspective degree is self-evident, by then immedietly drops close zero, by then developments once more, appearing to be single squint has occurred.

4.1.3 Aspect Ratio Of Mouth

This in like way prescribes we can expel express facial structures by understanding the records of the exact parts of the face. Concerning seeing insistence, we are essentially charmed by facial structures of mouth.

Mouth is tended to by 8 (x, y)- oversees, begin at the left-part of within lips and after that working clockwise around the other parts of the zone:

For each input video stream structure, the mouth spots of intrigue are seen. The mouth point degree (MAR) amongst stature and total width of the mouth is picked. Where a_1, \dots, a_8 are the 2D accomplishment regions, The Mouth Aspect Ratio is routinely dependable when a mouth is open and is getting affected while opening of mouth. It is to a restricted degree individual and head present consistent. Perspective dimension of the closed mouth has a small qualification among persons and it is absolutely never changing to a unchanging values of the image and flat surface turn of the people face.

The numerator of this event traces the group between the vertical eye spots of intrigue while the denominator figures the division between level mouth accomplishments, weighting the denominator. Thus learn mouth perspective degree.

4.1.4 Head Possition Calculation

The accompanying level is to estimate driver's head possition. Driver's face imagee from head seeing confirmation and following has been well-adjusted for head tilting. A structure to think about the driver head possition is following the head utilizing the movement of the head or the improvement of highlights on the face. A detectable framework to get the drive is to use optical stream calculation. The strategy for following a firm head on video is utilizing optical stream. They utilized system gathered improvement regularization with an ellipsoid method as a regular for following technique.

The key idea is to discover the courageous movement of the head model that find perfect for the optical stream. In any case, the visual progression of each highlighted point is settled and after that they utilize an edge drop structure to discover the best improvement of the head. The tracker in their test is totally suffering over limitless and even while utilizing alliances with a minimum bundling rate and characterized pictures.

The projected a visual stream based structure to require the types of progress of a deformable method. To imagine gliding accomplished by the visual stream, they blended visual stream information and edge information.

4.1.5 Alert Model

The appearing of the readied model is done when the driver is lethargic. Layout of the depiction yield is either a 1 or 0 and this number is utilized by the readied unit.

The framework plan of the proposed structure is tended to in the figure1 underneath. It solidify Video Capture Unit, Face Detection Unit, Head present estimation structure, Facial part Extraction, shut eye territory, yawning statement, laziness disclosure, Alert Unit. Focal social events utilizing here is OpenCV's[12], Dlib[16], SciPy packs[15].

4.1.6 Algorithm For Driver Drowsiness Monitoing

The general headway of laziness zone figuring is given underneath.

Step 1: Setup a camera that screens a capture for appearances.

Step 2: If face is discovered, we apply facial accomplishment disclosure and concentrate the eye zones:

Step 3: If the eye perspective degree exhibits that the eyes have been shut for an enough sufficiently long level of time, by then stables and alarm to blend the driver.

Step 4: If the mouth point of view degree demonstrates that the yawning for an enough satisfactorily long level of time, by then strong an alert to blend the driver.

Step 5: Calculation of head possition other than observe the absence of consideration of driver.

The inbuilt OpenCV'sXML[16] "haarcascade_frontalface_alt.xml[16]" record is utilized to look and see the face in individual edges. This record contains various highlights of the face and worked by utilizing different positive and negative models

First weight the course account by then forsake the picked edge to an edge a region work, which sees all the potential objects of various sizes in the edge. Since the substance of the driver joins a giant piece of the picture, instead of seeing objects of every single trustworthy size, show the edge identifier to see just objects of a specific size i.e for face locale.

Next, the yield the edge locator is checked and this yield is showed up indisputably in relationship with the course record with see the face in the bundling. The yield of this module is a bundling with face found in it.

Facial Accomplishment

Facial accomplishment locate and concentrate the eye and mouth regions **Dlib library**[12]is utilized to search for after facial accomplishment and concentrate the locale.

Seeing facial accomplishments is hence a two stage process:

- Step 1:** Estimate the face in the picture.
- Step 2:** Find the key facial elements on the face ROI.
- Step 3:** Face zone (Step #1) can be cleaned in various ways.

Utilization of OpenCV's [16] worked in Haar falls. We may deploy a pre-orchestrated HOG + Linear SVM [19] object pioneer explicitly for the undertaking of face presentation. Or then again plainly we may utilize massive understanding process figuring's for face containment. In either case, the real estimation used to see the face in the picture doesn't have any sort of impact. Or on the other hand perhaps, what's basic is that through some system we secure the face ricocheting box.

For the given face zone we would then have the choice to use Step #2: seeing key elements of in the face region. There are social affairs of facial accomplishment locators, at any rate all structures on a basic measurement undertaking to restrict and check the Z going with facial districts.

A preparing plan of checked facial spots of enthusiasm on a picture. These photographs are physically named, appearing (x, y)-headings of locale wrapping every facial structure. Priors, of essentially more unequivocally, the likelihood on bundle between sets of information pixels.

Given this course of action information, a get-together of fall a long way from the certainty trees are set up to examination the facial accomplishment positions genuinely from the pixel powers themselves (i.e., no "harden extraction" is going on).

The definite inverse thing is a facial accomplishment identifier that can be utilized to see facial spots of intrigue proficiently with top notch needs. The pre-composed facial accomplishment pointer inside the dlib library is utilized to check the zone of 68 (x, y)-supports that manual for facial structures on the face. Apply facial accomplishment introduction to tie huge zones of the face, including eyes, eyebrows, nose, ears, and mouth.

V. RESULT AND DISCUSSION

Eye edge degree is used as the indicator of drowsiness in peopeeye closing part and Mouth viewpoint degree is used as the pointer of unresponsiveness in this yawning part. We empty the video stream to its lodgings and the edges are vow to the portion eye and mouth region. Learning and observing Eye viewpoint degree and Mouth viewpoint degree with the most remote point regard and perceiving the dormancy of driver. If the Driver is drained the notice will sound and EAR and MAR regards and the alarm will show up in presentation. Other than secluding the head position of the driver will see the driver lethargy.

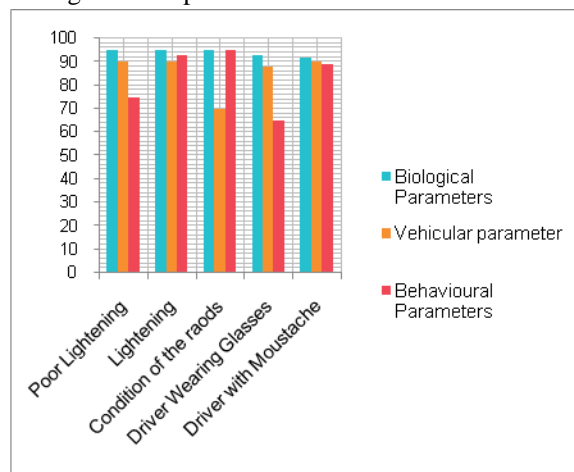


Figure 4: Drowsiness Detection System

VI. CONCLUSION

This structure works just on the essential spot of face picture for instance eyes and mouth, rejects the rest. This improvement diminishes the vain features in the quick overview of cut-off points. Eye and mouth indisputable proof is less wary than the face zone, which is the reason we use the face confirmation to get the eye and mouth picture some piece of the driver. Evaluating the head position of the driver will perceive the tiredness of driver. It makes the structure progressed in regards to time and exactness.

The structure organized into three units is a fit strategy to alert the driver. It works so the driver isn't acquainted with unexpected strike, which may affect an event.

REFERENCES

- [1] Ralph OyiniMbouna, Seong G. Kong, Senior Member, IEEE,(2013),Visual Analysis of Eye State and Head Pose for Driver Alertness Monitoring, (IEEE),pp.1462-1469,vol.14,USA
- [2] S. Vitabile, A. De Paola, F. Sorbello, J Ambient Intell Human Comput, "A real-time non-intrusive FPGA-based Drowsiness system" Springer, pp.251-262, University of Palermo, Italy 2011
- [3] Road safety information, rospa, "driver fatigue and road accidents" ,www.rospa.com, 2011
- [4] ArunSahayadhas,KennethSundaraj,"Detecting Driver Drowsiness Based on Sensors A Review",pp.16937-16953, ISSN 1424-8220, Malaysia 2021, 2012
<http://djhurij4nde4r.cloudfront.net/images/images/000/005/917/fullsize/eskandarian.png?1386903510>
- [5] AnirbanDasgupta, AnjithaGeorga. "A Vision Based System For Monitoring the Loss of Attention in Automotive Drivers", (IEEE Transaction, Vol.14,no.4 2013.
- [6] AntoinePicot,SylvieCharbonnier,"On-Line Detection of Drowsiness Using Brain and Visual Information",IEEE Transaction on systems, man and cybernetics part a: systems and humans, VOL. 42, NO. 3, 2012.
- [7] Boon-Giin Lee and Wan-Young Chung, "Driver Alertness Monitoring Using Fusion of Facial Features and Bio-Signals", (IEEE) Sensors journal, vol. 12, no. 7,2012.
- [8] Behnoosh Hariri, ShabnamAbtahi,ShervinShirmohammadi , Luc Martel," A Yawning Measurement Method to Detect Driver Drowsiness "
- [9] Rami N. Khushaba, SarathKodagoda, Sara Lal, and GaminiDissanayake,"Driver Drowsiness Classification Using Fuzzy Wavelet-Packet-Based Feature-Extraction Algorithm", (IEEE) Transactions vol. 58, no. 1, 2011.
- [10]Raoul Lopes , D.J Sanghvi, AdityaShah,"Drowsiness Detection based on Eye Movement, Yawn Detection and Head Rotation", Vol. 2, No.6,2012
- [11] Wei Zhang, Bo Cheng, Yingzi Lin," Driver Drowsiness Recognition Based on Computer Vision Technology", (IEEE) Vol.17, No.3, 2012.
- [12]OpenCV: OpenCV Tutorials [Electronic resource]–Access mode: https://docs.opencv.org/master/d9/df8/tutorial_root.html.
- [13] Parris, J., et.al, "Face and eye detection on hard datasets," Biometrics (IJCB), International Joint Conference on, vol., no., pp.1,10, 11-13 Oct. 2011
- [14] W. Ali, F. Georgsson, and T. Hellström, "Visual tree detection for autonomous navigation in forest environment," in *Proc. IEEE Intell. Veh.Symp.*, Jun. 2008, pp. 560–565. T. Gritti, C. Shan, V. Jeanne, and R. Braspenning, "Local features based facial expression recognition with face registration errors," presented at the IEEE Int. Conf. Autom. Face Gesture Recog., Amsterdam, The Netherlands, Sep. 2008 . VandnaSaini et al, / (IJCSIT) International Journal of Computer Science and Information Technologies, Vol. 5 (3) , 2014, 4245-4249.
- [15] Van derWalt, S., Colbert, S. C. &Varoquaux, G.TheNumPy array: a structure for efficient numerical computation. *Comput. Sci. Eng.* 13, 22–30 (2011)
- [16] Face Detection Algorithms and Techniques [Electronic resource] – Access mode: <https://facedetection.com/algorithms>