

AIRLINE RESERVATION SYSTEM

Vinayak Saini

19SCSE1010899

vinayak_saini.scsebtech@galgotiasuniversity.edu.in

Nikunj Malik

19SCSE1010875

nikunj_malik.scsebtech@galgotiasuniversity.edu.in

ABSTRACT

A computerised system for storing and retrieving information and conducting transactions linked to air travel is known as the airline reservation system. Clients will have access to the database, and new customers will be able to register for online access. The method allows an airline passenger to look for flights between two cities, particularly the "Departure city" and "Arrival city," for a specific departure and arrival date. The system displays all flight information, including the flight number, name, price, and route length. Following the search, the system will provide a selection of available flights and allow the consumer to select one. The system then looks for seats on the flight that are available. If seats are available, the system will allow the passenger to reserve one. Otherwise, the user is prompted to select another flight. To book a flight, the consumer must provide information such as his name, address, city, state, and phone number. The system then books the flight and updates the airline and user databases. If a problem arises, the system also allows the customer to cancel his or her reservation. The major goal of this software is to decrease manual errors in the airline reservation process and to make it easier for consumers to book tickets whenever they want. Customers can use this software to make reservations, change reservations, or cancel reservations.

1. INTRODUCTION

The "Airline Reservation System" is a java-based desktop programme that allows users to book flights and other services. This programme includes user and admin login options. Admins have access to user contact information as well as flight operations like evaluating seat assignments and introducing new flights. By logging in or registering, users can search for available flights and reserve seats.

It's a computerised system for storing and retrieving information and conducting air travel transactions. Customers will be able to access the database and new customers will be able to sign up for online access.

For a specific departure and arrival date, the system allows the airline passenger to search

for flights available between the two travel cities, namely the "Departure city" and "Arrival city." The system displays all flight information, including flight number, name, price, and route length. Following the search, the system displays a list of available flights and allows the consumer to select one. The system then looks for seat availability on the flight.

1.1 OBJECTIVES:

1.A user can search for flights between two cities.

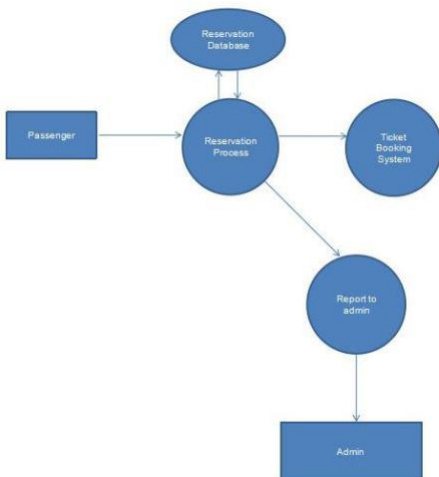
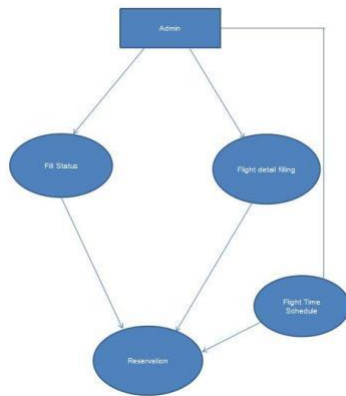
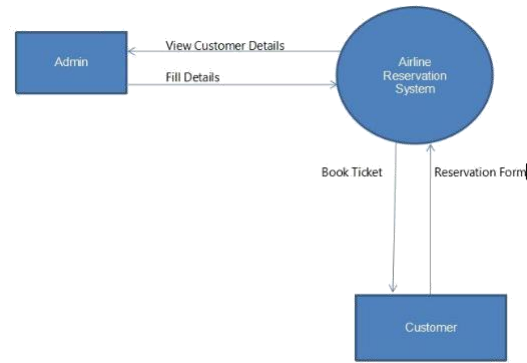
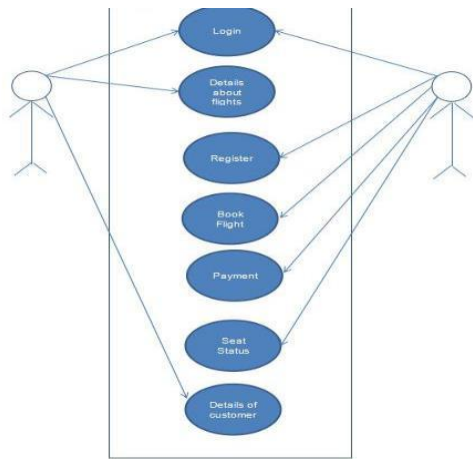
1.2 Statement of the problem

For example, the management of an airline in Nigeria has drawn poor patronage throughout the years as a result of systemic failures. It is no longer news that consumers' goods are being stolen; the reasons are not difficult to imagine. Clients have no choice but to be at the mercy of these error-prone operations due to the manual methods involved in airline management. The information storage mechanism is inadequate. Because the system is incapable of keeping old reservations that may be useful to the client at any moment, the number of official papers available to customers is limited.

There is little or no security control mechanism in place to protect the customer's goods, documents, and classified information from illegal access.

The study's purpose This project aims to highlight the necessity and relevance of airline reservation systems (AFS). It is expected that the usage of ARSs will improve the interaction between customers and airline agencies, easing the flight ticketing and selling procedure as well as all air travel operations.

DATA FLOW DIAGRAMS:



2. LITRATURE SURVERY

Passenger Services Systems (PSS) are applications that facilitate the direct contact with the passenger and include airline reservation systems (Crosby, 2015).

One of the first changes to improve efficiency was the airline reservation system. The computer reservation system evolved from the airline reservation system (CRS). Computer reservation systems are used to book flights on a certain airline and interact with a Global Distribution System (GDS), which allows travel agencies and other distribution channels to book flights on most major airlines in one system.

American Airlines sought a system that would give real-time access to flight details in all of its offices, as well as the integration and automation of its booking and ticketing processes, in the late 1950s.

processes. Sabre (Semi-Automated Business Research Environment) was developed as a result and released in 1964. (C. Winston, 1995). Sabre's innovation was its ability to maintain accurate inventory in real time and make it available to agents all over the world. Manual systems required centralised reservation centres, which required groups of people to gather in a room with actual cards that represented inventory, in this case, aeroplane seats.

3.SYSTEM DESIGN

The Eclipse platform was used to create the system. PHP, Java, and SQL are among the programming languages used in this system. Following extensive investigation and testing of several programmes and databases, PHP, Java, and MySQL were chosen as the primary

programming languages and databases for constructing the entire system.

3.1 Main Page for Customer Module Design

The primary page is an introduction to the many types of system users' perspectives. This page has various navigation buttons that connect the user with the system. Customers (end users), feedback and Administrators are included.

3.2 Feature of registration and login

After viewing the Airline Reservation System website's home page, the user can begin browsing the links on the application's home page. The main goal of the Register function is to assist website visitors in creating a login and password that they will subsequently use to access the system.

When the client selects the Passenger button on the application's home page, the customer will be taken to the Register page. If the user does not enter the correct information into the data fields on the registration page, the system will display an error notice and prompt the user to enter the data in the correct format. The customer then clicks the submit button on the registration page after entering all of their information into the system. The system subsequently accepts and verifies all of the information, and the user is forwarded to the customer's home page, where he can search for and book various flights.

3.3 Booking and Searching for Flights

The major function of this section of the programme is to allow the user to search for and book flights through the website. When a user clicks the flight booking link on the Booking page, he is taken to the Flight Search page, where he can see a list of available flights. The user can then look for a specific flight with his or her preferred origin and destination. The user can select a place of his choice from the source and a place of his choice from the destination using the radio buttons given to him. If there is a flight in the database that matches your criteria, He can then check the schedule and flight information for the selected option as a customer.

3.4 Design of the Admin Module

The admin login form differs from the consumer login form in order to avoid

transaction deadlock. To connect with the system and authenticate the account, the admin must enter his or her login and password. The module allows the administrator to view all current bookings and to remove or preempt reservations as needed.

3.5 Choice Of The Programming Language Used

The programming language chosen is based on its suitability for the scope and use of the system in question. The three are PHP, HTML, and CSS. PHP is a scripting language. It makes creating web pages and developing web-based apps more easier. Scripts, logs, a SQL manager, and PHP code are all included with the WAMP server, which allow communication between the MYSQL database and HTML. The system designed is a multi-purpose online system. The wamp server allows users to share data online while maintaining data security. The cascading style sheet is used to format the display of a web page for the user. It gives the user interface a pleasant and intuitive appearance.

3.6 Implementation

Implementation is the step of the project where the theoretical design is translated into a working system, providing users confidence in the new system's efficiency and effectiveness. It entails meticulous planning, research of the current system and its implementation restrictions, creation of changeover methods, and evaluation of changeover methods. The more complicated the system being developed, the more time and effort will be necessary for system analysis and design.

A committee to coordinate implementation based on individual organisation policies has been formed. The implementation process begins with the creation of a system implementation plan.

The actions are to be carried out according to this plan, and conversations about equipment and resources are to be held, as well as the acquisition of extra equipment to execute the new system. This is the most important stage in developing a successful new system and providing users confidence that it will perform properly. Only after extensive testing can the system be implemented. This strategy also provides the most security because the old system can take over if faults are discovered or

the new system is unable to handle certain types of transactions.

4. RESULT AND DISCUSSION

Tourists who want to book tickets from anywhere and at any time can use the airline reservation system. The framework was designed to help with route planning and to keep track of excess and lack of transportation at airports.

The airline reservation system was created to encourage passengers and provide them the ability to book and check tickets using the Internet from anywhere and at any time. It will also assist administrators in their day-to-day work in order to make their work more organised and effective to handle, as well as making it faster and easier for travellers to discover accessible transportation and takeoff season from the comfort of their own homes.

Instructions on how to utilise the product are included in the client's manual.

The goal of this project was to lower airport wait times while also simplifying authoritative utilities. It represents a significant advancement over the current reservation and electronic data storage architecture for transportation terminals. It was built with the express purpose of luring transport stations across the board.

5. CONCLUSION

The Airline Reservation System was intended to help passengers book tickets using various devices such as mobile phones or laptops, as well as to help administrators with their daily work. The goal of this project was to reduce airport wait times while maximising organisational advantages. It replaces the previous airline reservation system and computerised data storage system. The project's name was Airline Reservation System, and it was intended primarily to serve as a tool for successful bus reservation administration. The software was tested using Mozilla Firefox and Google Chrome.

Eclipse was chosen as the IDE (integrated development environment) because of its ability to offer line numbers.

6. REFERENCES

- 1.https://www.academia.edu/6341439/Airline_Reservation_System_Project_Report
- 2.<https://www.slideshare.net/SanjanaAgarwall3/airline-reservation-report>
- 3.<https://ijisrt.com/assets/upload/files/IJISRT21JUN223.pdf>
- 4.<https://www.sites.google.com/site/bcafinalyearproject/project-report/airline-reservation-system-project-report>