

Analysis Leakages in Structure

Pratiksha Bodke¹, Aishwarya Dhikale², Rutuja Gaikhe³, Snehal Gite⁴

Project Guide: Prof.A.D.Kale, Co-Guide:Ar.P.S.Chaudhari

*Department of civil engineering
K. K. Wagh Polytechnic, Nashik*

ABSTRACT:

Recognizing leakages in structures is critical for saving energy and staying aware of comfort. Thermal camera application help by showing temperature contrasts, making discharges observable. This paper gives a direct once-over of how Thermal camera application track down leakages in structures. We start with figuring out how Thermal camera application work and why they're useful for truly checking structures out. Then, we examine what impacts how openings show up on warm pictures, like the materials a construction is made of and the environment outside. We similarly notice the meaning of adjusting the camera precisely and using the right techniques to acquire exact results. Then, we look at how others have found leakages with warm cameras. We examine which works honorably and what could be gotten to a higher level. We also notice novel considerations like using robots and computers to make spill ID amazingly better. Finally, we examine what's still hard about finding openings and what could change from this point forward. We propose ways for building owners, originators, and others to use Thermal camera app effectively. As a rule, paper helps people with understanding how warm camera application can find leakages in designs and why it's huge for saving energy and making structures more pleasant.

INTRODUCTION:

The leakages in structures utilizing Thermal camera app includes the utilization of Thermal imaging innovation to identify and break down possible holes in different designs, like structures, pipelines, and passages. This innovation works by catching the infrared radiation discharged by objects, which can be utilized to make pictures that show temperature varieties. By distinguishing regions with strange temperature designs, for example, those brought about by holes or dampness interruption, Thermal camera app can help find and survey likely issues. These cameras are particularly valuable for distinguishing leakages in regions that are challenging to get to or assess utilizing conventional strategies. The information gathered from Thermal imaging can be investigated to evaluate the

degree of the hole, recognize its source, and decide the proper game-plan for fix or upkeep.

OBJECTIVES:

- A thermal camera is to detect and capture infrared radiation to create thermal images.
- Thermal cameras can be used to detect leakages in structures.
- They can help pinpoint the exact location of the leak, allowing for targeted repairs and minimizing the need for extensive damage assessment.
- By identifying hidden leaks, thermal cameras contribute to ensuring the safety of occupants.

METHODOLOGY:

- First Identify the areas of interest for leak detection.
- Ensure that the thermal camera app is installed on a compatible smart phone
- Conduct a systematic scan of the building envelope using the thermal camera app. Capture thermal images of the surfaces where leaks are suspected or where temperature differences are observed.
- Analyze thermal images to pinpoint areas of concern and assess the severity of leaks.
- Also capture the pictures in the IR camera
- Then compare the Thermal Camera App images with the IR Camera images

OBSERVATION

Fig-1




Normal

Fig-2



IR Camera

Fig-3




Thermal Camera

Fig-4



Normal

Fig-5



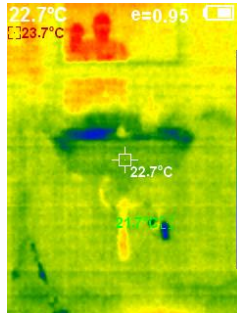
Thermal Camera App

Fig-6



Normal

Fig-7



Thermal Camer App

REFERENCES:

- Mohamed Fahmy and Osama Moselhi, "Detecting and locating leaks in Underground Water Mains Using Thermography" published at International Symposium on Automation and Robotics in Construction (ISARC), 2009.
- U. Schael and H. Rothe, "Advanced system model for 1574-nm imaging, scanner less, eye-safe laser radar," presented at SPIE Aerogenes Conference, 2002.
- FLIR Systems AB. (2004). Therma CAM S60 Operator's Manual.
- Antonopoulos, V. (2006). "Water Movement and Heat Transfer Simulations in a Soil under Ryegrass" Journal of Biosystems Engineering, 95 (1), pp 127–138.
- FLIR Systems AB. (2004). Therma CAM S60 Operator's Manual.
- Hunaidi, O.; Wang, A.; Bracken, M.; Gambino, T.; Fricke, C. (2004). "Acoustic Methods for Locating Leaks in Municipal Water Pipe Networks" International Water Demand Management Conference, Dead Sea – Jordan.
- Hutcheon, N., and Handegord, G. (1983). Building Science for a Cold Climate. John Wiley & Sons, Toronto.

CONCLUSION:

The water leakages can be decide by utilizing the Thermal camera application. It can assist you with recognizing heat marks, distinguish energy leakages in substantial design, or even screen internal heat level. It's a helpful device for wellbeing and energy effectiveness.