

Autonomous Multi-Purpose Agricultural Robot Using Bluetooth

Mrs. K. Raja Deepa¹, G. Swapna², N. Srikanth Reddy³, K.B. Rajeswari⁴, B. Hemanth Reddy⁵

Assistant Professor¹, UG Student^{2, 3, 4, 5}, Department of Electronics & Communication Engineering,

Sai Rajeswari Institute of Technology, Proddatur, Andra Pradesh, 516360.

rdeepa780@gmail.com¹, goddumarriswapna@gmail.com²,

srikanthreddynandyala362@gmail.com³, kalleraji7032@gmail.com⁴, hemanth986633@gmail.com⁵.

ABSTRACT

Autonomous Multi-Purpose Agricultural Robot (AGRIBOT) that automates key farming [2] activities such as sowing seeds, watering plants, and ploughing the soil. The system is designed to enhance agricultural productivity while minimizing manual labor and resource wastage. The AGRIBOT [1] is controlled via a smartphone application using Bluetooth communication, allowing farmers to operate it remotely with ease. The incorporation of power supply ensures sustainability and reduces dependency on non-renewable energy sources.

KEYWORDS-

Arduino controller, Bluetooth, Android System.

I. INTRODUCTION

Agriculture has been the backbone of human civilization for centuries, evolving from traditional manual labour to modern mechanized farming [2] techniques. With the rise in global population, increasing food demand, and climate change [3] challenges,

the agricultural sector is under immense pressure to improve efficiency, productivity, and sustainability.

The introduction of **smart agriculture** [2] which integrates **automation, robotics, Internet of Things (IoT), and artificial intelligence (AI)** has significantly transformed traditional farming practices. These technologies allow for **precision farming, real-time monitoring** [3] **automated irrigation, and predictive analytics**, helping farmers make data-driven decisions to optimize yield while conserving resources.

One of the key innovations in smart agriculture is **autonomous** [1] **farming robots**, which can perform

tasks such as **ploughing, seed sowing, irrigation, and harvesting** with minimal human intervention. These robots not only reduce labour costs but also enhance productivity by ensuring precise execution of farming activities.

This project focuses on developing a **Autonomous** [1] **Multi-Purpose Agricultural Robot (AGRIBOT)** that assists farmers in **sowing seeds, ploughing fields, and watering plants**. The system is designed to be **cost-effective, energy-efficient, and easy to operate** using a **smartphone via Bluetooth communication**. Additionally, it incorporates to ensure **sustainability and self-sufficiency**, making it ideal for rural and off-grid farming environments.

II. PROBLEM STATEMENT

Modern farmers face several challenges that hinder agricultural productivity and efficiency:

Labor Shortages and High Costs – Many farmers struggle with a lack of available labor, increasing dependence on expensive hired workers.

Inefficient Resource Utilization – Manual methods of sowing seeds and watering plants often lead to wastage of resources such as water and fertilizers.

Time-Consuming Farming Processes – Traditional methods require extensive human effort, making farming [2] slower and less efficient.

Lack of Automation in Small-Scale Farms – Advanced machinery is often expensive and inaccessible to small-scale farmers.

Energy Dependency – Conventional farm equipment relies on fossil fuels or grid electricity, increasing operational costs and environmental impact. To address these issues, an **autonomous [1] multi-functional agricultural robot** is needed to **reduce labour dependency, optimize resource usage, and improve farming [2] efficiency** while being affordable and accessible to farmers.

III. METHODOLOGY

The methodology of the autonomous [1] multi-purpose agricultural robot involves several key steps. First, supplies power to the system. The user sends commands via a Bluetooth module, which communicates with an Arduino Uno microcontroller. The Arduino processes these commands to control motor drivers, which operate the robot's wheels, seeding mechanism, and water flowing. A relay module controls the water sprinkler, while LED indicators provide status updates. A reset button allows for system restarts. This setup enables efficient and automated [1] farming [2] operations, reducing manual labor and improving productivity.

IV. BLOCK DIAGRAM



Fig: Block Diagram

V. COMPONENTS USED

1. ARDUINO UNO

The Arduino UNO is a widely used open-source microcontroller board based on the Microchip ATmega328P microcontroller and developed by Arduino. The board is equipped with sets of digital and analog input/output (I/O) pins that may be interfaced to various expansion boards (shields) and other circuits. The board features 14 Digital pins and 6 Analog pins. It is programmable with the Arduino IDE (Integrated Development Environment) via a type B USB cable.

It can be powered by a USB cable or by an external 9-volt battery, though it accepts voltages between 7 and 20 volts.



Fig: ARDUINO UNO

2. UART




Fig: UART

UART (Universal Asynchronous Receiver-Transmitter) is a hardware communication protocol used to send and receive data between electronics devices. It is commonly used in microcontrollers, Arduino, Raspberry Pi, and computers for serial communication.

3. MOTOR DRIVER

The SG90 is a small, lightweight, and cost-effective servo motor widely used in robotics, automation, and hobby projects. It is a 9g micro servo motor that provides precise angular movement within a limited range




Fig: MOTOR DRIVER

4. RELAY MODULE

Relay Module is an electronic device that allows a low-voltage circuit (like Arduino) to control high-voltage appliances (like motors, lights or water pumps). It act as a switch that turns devices ON or OFF using a small control signal.



Fig: RELAY MODULE


In voltage and current control drivers regulate the amount of voltage and current supplied to the motor, in direction control the driver changes the motor's rotation direction as most DC motors changes direction by reversing the polarity of the voltage.

5. LED INDICATORS



Fig: LED INDICATORS

LED indicators are small lights used to display the status of a system. Led indicators are connected to the Arduino Uno to provide visual feedback about the operation of the robot. Then can indicate power status, signal transmission, error alerts or specific functions like movement or water sprinkling.

RESULT:-**CONCLUSION: -**

The AGRIBOT project represents a significant step toward automating agricultural tasks by integrating robotics, sensor technology [4] and renewable energy. Designed as an autonomous [1] agricultural assistant, the system is capable of performing essential farming activities such as sowing, watering, and ploughing, reducing manual labour and improving operational efficiency. The AGRIBOT is built around an Arduino-based control system, with Lily Pad modules functioning as slave controllers, various sensors for environmental monitoring [3]. The system is designed to be controlled via a Bluetooth-enabled mobile application, allowing farmers to interact with the robot and monitor [3] its operations. Through Arduino programming, the robot executes predefined agricultural tasks with minimal human intervention.

REFERENCES: -

[1] **Siciliano, B., & Khatib, O. (2016). Handbook of Robotics. Springer.**

Provides an in-depth understanding of robotics principles, autonomous navigation, and sensor-actuator integration, which were crucial in designing the AGRIBOT's movement and task execution.

[2] **Beckwith, R. (2018). Precision Agriculture Technology for Crop Farming. CRC Press.**

Discusses the role of precision agriculture, automated farming solutions, and the impact of robotics on increasing efficiency in crop management.

[3] **Mukhopadhyay, S. C. (2013). Smart Sensors for Real-Time Monitoring. Springer.**

Offers insights into the functioning of agricultural sensors used for soil monitoring, temperature sensing,

and environmental condition tracking in automated systems.

[4] **E. Ackerman & D. H. Goldberg. (2018). Agricultural Robotics: The Future of Farming. MIT Press.**

Explains the evolution of agricultural robotics, AI integration in farming, and advancements in sensor technology for smart agriculture.