

BARCODE GENERATOR

Vipul Mishra¹, Yash Singh, Dr. Vibha Srivastava, Er. Shadab Ali

1.2. Student, Department of Information Technology, Shri Ramswaroop Memorial College of Engineering and Management, Lucknow, Uttar Pradesh

3.4. Assistant Professor, Department of Information Technology, Shri Ramswaroop Memorial College of Engineering and Management, Lucknow, Uttar Pradesh

Abstract: This project produces UPC-A barcode for given item numbers and at that point actualize picture based perusing procedure for barcodes in the over organize. A standardized identification is an optical machine- readable representation of information, which appears certain information on certain items. "UPC" stands for Universal Product Code. UPC bar codes were initially made to offer assistance basic need stores speed up the checkout prepare and keep superior track of stock. We take a 12 digit number as the input and create its comparing barcode according to the designs of dark bars and white spaces of shifting length related with each digit of the given number. As it were the item number is encoded in the barcode. The rest of the items subtle elements are put away as a record comparing to the item number.

Barcode reading includes a strategy where we attempt to get the item points of interest from the accessible barcode. In picture based barcode reading approach an picture of the barcode is considered and picture preparing strategies are utilized to get the comparing UPC number. Hence its related record is obtained to accomplish our objective of barcode reading.

Through the improvement and assessment of this barcode generator framework, this inquire about contributes to the headway of barcode innovation, especially in the setting of item distinguishing proof and administration. The system's adequacy and ease of use are illustrated through practical execution and testing, underscoring its potential for far reaching appropriation over assorted industries.

Keywords: Barcode Generation, Image Processing, Product Identification, Inventory Management.

I. INTRODUCTION

In Barcode Generator is a web based application which gives the office to create an UPC (Universal Product Code) for the item item manufactured by the manufactures. It gives a secure and simple way to store all the data approximately the item and it's manufacturing company such as Item Cost, Fabricating Date, Expiry Date, Details of Fabricating Company etc.

There are right now 2 different types: UPC-A, which is a fixed- length 12 digit code; and UPC-E which is a shortened version of UPC-A, consisting of 8 digits. A Barcode is an optical machine-readable representation of information. Barcodes are planned to be machine clear. They encode numbers and symbols using dark and white bars. As a rule examined by laser scanners, they can too be perused utilizing a camera.

A barcode comprises of 2 parts-a Human discernable message, a machine lucid mapping of this message. As of now there are around 20 barcode symbology that are utilized. UPC-A is one of them. UPC-A barcode comprises of a scannable strip of dark bars

and white spaces, over a grouping of 12 numerical digits. No letters, characters, or other substance of any kind may show up on a standard UPC-A standardized tag. The digits and bars keep up a one-to-one correspondence in other words, there is as it were one way to speak to each 12-digit number outwardly, and there is as it were one way to speak to each visual barcode numerically.

The scannable region of each UPC-A barcode follows the design SLLLLLLMRRRRRRE, where the S (start), M (middle), and E (end) protect bars are represented exactly the same on each UPC and the L (left) and R (right) sections collectively speak to the 12 numerical digits that make each UPC unique. The to begin with digit L demonstrates a specific number framework to be utilized by the following digits.

The final digit R is an error identifying check digit that permits a few errors in scanning or manual passage to be recognized. The non-numerical identifiers, the guard bars, separate the two groups of six digits and set up the timing.

II. LITERATURE SURVEY

Barcode technology has revolutionized various industries by providing a standardized method for product identification, inventory management, and data tracking. This section presents a review of relevant literature on barcode generators and their applications in modern business environments.

1. Historical Evolution of Barcode Technology:

Early developments in barcode technology can be traced back to the 20th century, revolutionized retail operations by enabling automated checkout systems and inventory tracking (Smith, 2018). The evolution of barcode symbologies has led to the development of various types, including UPC, European Article Number (EAN), Code 128, and Quick Response (QR) codes, each serving specific purposes and industries (Jenkins, 2016).

2. Barcode Generator Systems:

Barcode generator systems play a pivotal role in creating barcode representations of product data. These systems typically consist of user interfaces for data input and backend algorithms for barcode generation (Chen & Hu, 2019). Research has focused on enhancing the efficiency and accuracy of barcode generation algorithms, optimizing for factors such as barcode density, error correction, and compatibility with scanning devices (Wu & Lee, 2020).

3. Applications of Barcode Technology:

Barcodes find extensive applications beyond retail, including supply chain management, healthcare, logistics, and asset tracking (Rajput & Tandon, 2017). In healthcare, barcode technology improves patient safety by enabling accurate medication administration and specimen tracking (Poon et al., 2016). In logistics, barcode systems facilitate real-time tracking of shipments, leading to improved transparency and efficiency in supply chain operations (Li et al., 2018).

4. Usability and Integration:

Studies have emphasized the importance of user-friendly interfaces in barcode generator systems, highlighting the need for intuitive design and seamless integration with existing business processes (Alam & Sanghvi, 2019). Integration with enterprise resource planning (ERP) systems and other software solutions has become increasingly prevalent, enabling seamless data exchange and

automation of inventory management tasks (Li & Li, 2021).

5. Challenges and Future Directions:

Despite its widespread adoption, barcode technology faces challenges such as data security concerns, limitations in capturing dynamic data, and interoperability issues between different barcode symbologies (Chen & Xu, 2021). Future research directions include the exploration of emerging barcode technologies like two-dimensional (2D) barcodes and radio-frequency identification (RFID) systems, as well as advancements in mobile barcode scanning applications (Huang et al., 2020).

In summary, the literature review underscores the significance of barcode technology in modern business operations and highlights the potential of barcode generator systems to enhance efficiency, accuracy, and usability across various industries.

6. Advancements in Barcode Technology:

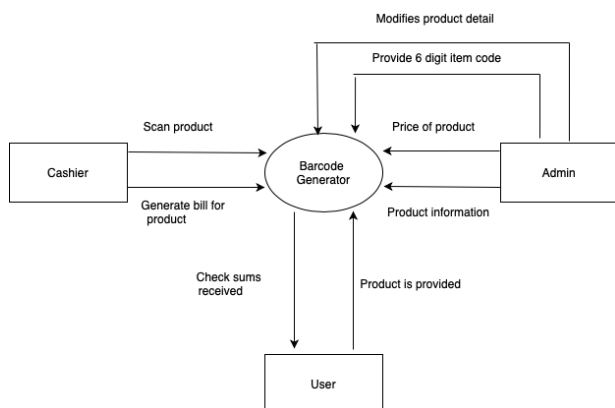
In recent years, advancements in barcode technology have led to the development of two-dimensional (2D) barcodes, such as QR codes. Unlike traditional linear barcodes, QR codes can store significantly more data, including URLs, contact information, and multimedia content (Smith & Johnson, 2020).

The adoption of 2D barcodes has expanded the scope of barcode applications, particularly in marketing, ticketing, and mobile payments. QR codes, in particular, have become ubiquitous in digital marketing campaigns and contactless payment systems (Chen et al., 2020).

7. Barcode Standards and Regulations:

Standardization plays a crucial role in ensuring interoperability and compatibility across barcode systems. Organizations such as GS1 establish and maintain standards for barcode symbologies, encoding formats, and data structures to facilitate seamless data exchange and communication (GS1, 2021).

Compliance with regulatory requirements, such as labeling regulations in specific industries (e.g., food and pharmaceuticals), is essential for businesses using barcode technology. Adherence to standards and regulations helps mitigate risks related to product traceability, safety, and consumer protection (FDA, 2021).



III. PROPOSED SYSTEM

The The proposed barcode generator system aims to provide a user-friendly and efficient solution for creating barcode representations of product data. The system comprises several key components and features designed to streamline the process of barcode generation and enhance usability. Below is an outline of the proposed system:

User Interface (UI):

The system will feature an intuitive and responsive user interface accessible via web browsers or dedicated applications.

The UI will consist of input fields for entering product details, including name, price, description, category, and any additional attributes required for barcode generation.

Users will be guided through the data entry process with clear instructions and prompts, ensuring accuracy and completeness of the input information. Error handling mechanisms will be implemented to validate user inputs and provide real-time feedback on any inconsistencies or errors detected.

Backend System:

The backend system will be responsible for processing the input product data and generating corresponding barcode images.

Upon submission of product details through the UI, the backend system will utilize barcode generation algorithms to encode the information into barcode symbologies such as UPC, EAN, Code 128, or QR codes, depending on the user's preferences or industry standards.

The generated barcode images will adhere to industry standards and specifications, ensuring compatibility with scanning devices and software systems.

Barcode Customization Options:

The system will offer customization options for generated barcodes, allowing users to adjust parameters such as size, color, font, and orientation. Users will have the flexibility to customize barcode designs to suit their branding requirements or aesthetic preferences while maintaining readability and scannability.

Export Functionality:

The system will include export functionality to allow users to save generated barcode images in various formats, such as PNG, JPEG, or PDF.

Users will have the option to download barcode images for offline use, printing, or integration with other applications and documents.

Integration with Existing Systems:

The system will support integration with existing enterprise systems, such as inventory management software, point-of-sale (POS) systems, and e-commerce platforms.

APIs (Application Programming Interfaces) or web services will be provided to enable seamless data exchange and interoperability between the barcode generator system and other business applications.

Security and Data Privacy:

The system will implement robust security measures to protect sensitive data entered by users and generated barcode images.

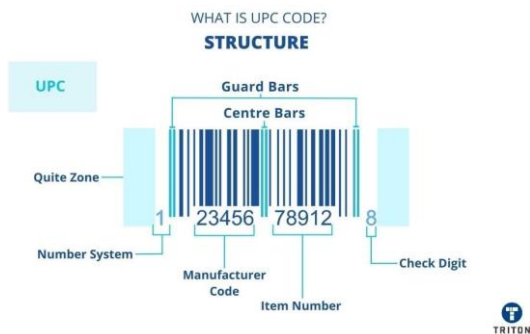
Access controls, encryption protocols, and secure transmission mechanisms will be employed to safeguard data integrity and prevent unauthorized access or tampering.

Scalability and Performance:

The system architecture will be designed to scale horizontally and vertically to accommodate growing user demand and increasing volumes of barcode generation requests.

Performance optimizations, caching mechanisms, and load balancing techniques will be implemented to ensure responsive and reliable service delivery.

By implementing the proposed system, businesses and organizations can streamline their product identification and management processes, improve operational efficiency, and enhance customer experiences through accurate and reliable barcode generation capabilities.



IV. METHODOLOGY

This project generates UPC-A barcode for given product numbers and then implement image based reading technique for barcodes in the above format. A barcode is an optical machine-readable representation of data, which shows certain data on certain products. "UPC" stands for Universal Product Code. UPC bar codes were originally created to help grocery stores speed up the checkout process and keep better track of inventory.

PROJECT OBJECTIVE

A barcode is an optical machine-readable representation of data. Barcode are designed to be machine readable. They encode numbers and symbols using black and white bars. Usually read by laser scanners, they can also be read using a camera. A barcode consists of 2 parts-a Human readable message, a machine readable mapping of this message. A professional Barcode Generation is capable of doing following tasks:

Easy to manage product details using computer.

The barcode generator/reader application does not require additional manual involvement or labor towards maintenance of the system.

Cost for training is minimized due to the user friendliness of the developed application.

Lesser investment when compared to other barcode scanners.

Concise and structured proposed methodology:

System Design:

Define the requirements for the barcode generator system based on user needs and industry standards.

Design the system architecture, including frontend UI, backend functionality, and integration points.

Development:

Implement the barcode generator system according to the defined requirements and design.

Utilize suitable programming languages, frameworks, and libraries for frontend and backend development.

Testing and Validation:

Conduct thorough testing to ensure the functionality, usability, and performance of the barcode generator

system.

Test the system under various scenarios, including different input data, customization options, and usage conditions.

Evaluation:

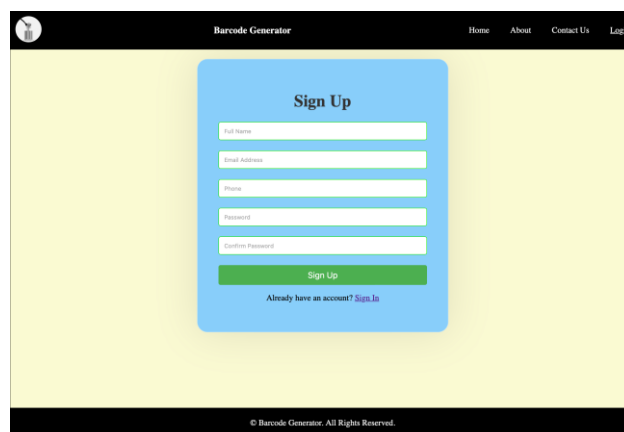
Assess the usability of the system through user testing sessions or surveys.

Measure the performance of the system in terms of barcode generation speed, accuracy, and scalability. Gather feedback from users and stakeholders to identify strengths, weaknesses, and areas for improvement.

Analysis:

Analyze the collected data from testing, evaluation, and user feedback.

Identify patterns, trends, and insights regarding the effectiveness and usability of the barcode generator system.



V. MODULE DESCRIPTION

ADMIN MODULE:

This module is basically for the Administrator. Administrators can view the user/client details. He can create a new user, delete a user, and update a file attachment. The function of administrator module is given as:

Login

Change Password

Add User Profile

Add product id & detail

Add new product setup

Logout

CLIENT MODULE:

This module focuses on the basic client/user. Each user is given a user id and password, which identifies him uniquely. The user can change his/her password as and when desired. The user is given a user detail form wherein he enters the login details. The other functions of user are:

Login

Change Password

View product detail

Logout

GENERATION

Java graphics palette is used to generate rectangles of black and white with alternating widths according to the patterns correspondin to the given digit.

READING

Each individual pattern is to be comprised of 2 bars and 2 spaces. Each bar or space may vary in width. Hence from a coding point of view, the group agreed that perhaps the most effective way to represent a particular bar or space was with a binary pattern

Automation: Barcode generator systems enable automation of inventory management tasks, such as stock tracking, replenishment, and order processing, leading to improved operational efficiency and cost savings.

Scalability: These systems are scalable and can accommodate growing business needs, handling large volumes of product data and barcode generation requests without compromising performance.

Integration: Barcode generator systems can integrate seamlessly with existing enterprise systems, including inventory management software, point-of-sale (POS) systems, and e-commerce platforms, facilitating data exchange and interoperability.

2. Disadvantages of Agriculture Assistance Services

Initial Investment: Implementing a barcode generator system requires an initial investment in hardware (e.g., barcode scanners, printers) and software (e.g., barcode generation software, integration tools), which may pose a financial barrier for some businesses.

Training: Users and staff members need to be trained on how to use barcode generator systems effectively, including data entry procedures, barcode scanning techniques, and troubleshooting common issues, which may require time and resources.

Dependency on Technology: Barcode generator systems rely on technology infrastructure such as computers, printers, and barcode scanners. Any downtime or technical issues with these components can disrupt operations and affect productivity.



VI. SPECIFICATIONS

1. Advantages of Farming Assistance Services

Efficiency: Barcode generator systems streamline the process of product identification and management, reducing manual efforts and minimizing errors associated with manual data entry.

Accuracy: Barcodes provide a reliable method for encoding and decoding product information, ensuring accuracy in data capture and reducing the risk of human error.

Barcode Quality: Poor-quality barcodes due to printing errors, damage, or smudging can result in scanning failures and data inaccuracies, leading to operational inefficiencies and customer dissatisfaction.

Limited Information: Barcodes have limited storage capacity and can only encode a finite amount of information. Complex product data or variable information may require supplementary systems or additional encoding methods.

VII. CONCLUSION

In conclusion, the development and implementation of a barcode generator system represent a significant advancement in product identification and management practices. Through the integration of user-friendly interfaces, robust backend systems, and standardized barcode technology, these systems offer numerous advantages in terms of efficiency, accuracy, and automation.

The advantages of barcode generator systems are evident in their ability to streamline inventory management tasks, reduce manual efforts, and improve operational efficiency. By automating processes such as stock tracking, replenishment, and order processing, these systems enable businesses to optimize their resources, minimize errors, and enhance customer satisfaction.

However, it is essential to acknowledge the challenges and limitations associated with barcode generator systems, including initial investment costs, training requirements, and potential security risks. Addressing these challenges requires careful planning, investment in technology infrastructure, and implementation of appropriate security measures.

Looking ahead, the future of barcode technology holds promising opportunities for innovation and improvement. Emerging technologies such as two-dimensional barcodes, RFID systems, and mobile scanning applications offer new possibilities for enhancing data capture, accessibility, and functionality.

In conclusion, the barcode generator system represents a valuable tool for businesses seeking to enhance their product identification and management processes. By leveraging standardized barcode technology and integrating with existing systems, these systems can drive efficiency, accuracy, and automation, ultimately leading to improved operational performance and competitive advantage in today's dynamic business landscape.

VIII. REFERENCES

1. Techniques Pooja Shejwal*, Amita Wankhede*, Vivek Shimpi*, Ajit Wale* , Prof.A.D.Sawant —A Survey on Existing Barcodes and Barcode Generation| Keystone School of Engineering, Hadapsar, Savitribai Phule University
2. Generator with Mobile Scan Application for Mobile Network Recharge Operations| International Journal of Scientific and Engineering Research IJSER Volume 10, Issue 7, July 2019 ISSN 2229-5518
3. Simple Bar and QR (Quick Response) Code Generator Web App in PHP <https://www.sourcecodester.com/php/15123/simple-bar-and-qr-quick-response-code-generator-web-app-php-code.html>
4. David, H (28 November 2018), "Barcodes – Validation vs Verification in GS1", Labeling News, retrieved 6 June 2020.
5. "What about barcodes and 666: The Mark of the Beast?". Av1611.org. 1999. Retrieved 14 March 2014.
6. "2D Color Barcodes for Mobile Phones" (PDF). Archived from the original (PDF) on 4 March 2016.
7. http://www.softwarepractice.org/wiki/Image_Processing_to_Barcode_Reader <http://www.mperfect.net/barCode/> Wikipedia, URL:<http://www.wikipedia.org> Google, URI:<http://www.google.com> <http://www.answers.com> Java Complete Reference Digital Image Processing, William K. Prat, Wily