

Battery Sentiment Analysis and Recommendation System

Bharathi K¹, Bimbitha K Gowda², Harshitha Moger³, Janardhan M S⁴
StudentS, Dept of ISE, East West Institute of Technology, Bengaluru

Abstract - The increasing reliance on battery technology across industries such as renewable energy, electric vehicles, and portable electronics underscores the importance of robust analysis and optimization of battery systems. Battery-centric analysis focuses on understanding key parameters such as temperature, current, voltage, state of charge (SOC), and state of health (SOH) to enhance performance, safety, and longevity. These parameters are critical in identifying potential failures, improving efficiency, and predicting battery life cycles.

This study employs advanced methodologies, including machine learning algorithms such as Support Vector Machines (SVM), Decision Trees (DT), Random Forests (RF), Gradient Boosting, Neural Networks (NN), and Deep Neural Networks (DNN), to analyse battery performance data. By training and testing these models on extensive datasets, the research provides accurate predictions of battery behavior under diverse operating conditions.

Key metrics, including accuracy, root mean square error (RMSE), and mean absolute error (MAE), are used to evaluate the effectiveness of these algorithms, ensuring reliable insights into battery health and operation. The integration of real-time monitoring systems with predictive analytics enhances the safety and efficiency of batteries, reducing risks such as overheating, overcharging, and premature failure. Additionally, this approach supports the development of sustainable energy solutions by identifying areas for material optimization and improving the design of energy storage systems.

Key Words: Support Vector Machines (SVM), Decision Trees (DT), Random Forests (RF), Gradient Boosting, Neural Networks (NN), and Deep Neural Networks (DNN).

1. INTRODUCTION

The rapid advancement of technology in various sectors, such as electric vehicles (EVs), renewable energy systems, and portable electronics, has heightened the importance of efficient and reliable energy storage solutions. Central to these innovations is the development of battery technologies that can support high energy demands while maintaining safety, reliability, and longevity.

Batteries are now indispensable in powering everything from consumer gadgets to large-scale grid storage, making battery performance analysis a critical aspect of modern engineering. Battery performance is influenced by several key factors, including temperature, current, voltage, state of charge (SOC), and state of health (SOH). Understanding these parameters is crucial for optimizing battery lifespan, ensuring safe operation, and improving energy efficiency. In particular, SOC and SOH are vital indicators of battery performance: SOC reflects the

amount of charge remaining in the battery, while SOH indicates the overall condition of the battery relative to its expected performance.

Proper management and monitoring of these variables can help mitigate risks such as battery failure, overheating, and degradation. Battery-centric analysis aims to understand the intricate relationships between these parameters and their impact on battery performance. By leveraging data-driven techniques, including machine learning (ML) and artificial intelligence (AI), researchers and engineers can develop predictive models that forecast battery behavior under varying conditions.

These models enable more accurate estimations of battery life, which is essential for improving the efficiency of battery-powered systems. Machine learning algorithms, such as Support Vector Machines (SVM), Decision Trees (DT), Random Forests (RF), Gradient Boosting, Neural Networks (NN), and Deep Neural Networks (DNN), have proven to be effective tools for analyzing battery data. These techniques are capable of processing large datasets and identifying complex patterns that traditional methods may overlook. By using these algorithms, battery performance can be better predicted, leading to improved battery management systems and optimized energy usage.

1.1 LITERATURE SURVEY

The Battery- Sentiment Analysis focuses on improving the management, monitoring, and optimization of battery systems through advanced data analysis techniques. Over the years, significant research and advancements have been made in this field, focusing on various aspects such as State of Charge (SOC), State of Health (SOH), degradation prediction, and thermal management.

Here is a literature survey on key contributions and developments in this domain.

1. SOC and SOH Estimation Models Many studies have focused on improving the estimation of the State of Charge (SOC) and State of Health (SOH), which are critical for managing battery performance and lifespan. o Zhang et al. (2016) introduced a Kalman filter-based approach for SOC estimation, highlighting its efficiency in dynamic systems. o Chen et al. (2015) used machine learning algorithms to predict both SOC and SOH, combining multiple sensors and historical data for better accuracy. o Liu et al. (2020) proposed an adaptive filtering technique to improve SOC estimation in Li-ion batteries by integrating both voltage and current information
2. Battery Degradation and Aging Models Battery degradation modeling helps predict the lifespan of a battery, which is essential for minimizing unplanned

maintenance and replacement costs. o Zhang et al. (2017) developed a data-driven approach using real-world battery data to predict aging and degradation, highlighting the importance of operational conditions. o Gao et al. (2019) applied machine learning to analyze degradation patterns in electric vehicle (EV) batteries, focusing on temperature and charge cycles as primary degradation factors. o Li et al. (2018) demonstrated the use of support vector machines (SVM) to model the aging process of batteries under different charge/discharge cycles, offering a scalable solution for degradation analysis.

3. Thermal Management of Batteries Temperature is a critical factor that influences battery performance, safety, and lifespan.. This system exemplifies the integration of IoT into consumer gardening products, enhancing user convenience.
4. Battery Management Systems (BMS) Battery management systems are essential for monitoring battery parameters such as voltage, current, and temperature, and ensuring safe operation. o Moshayedi et al. (2016) reviewed the importance of battery management systems (BMS) in EV applications, emphasizing the need for accurate state estimation and real-time monitoring. o Bresson et al. (2017) developed a comprehensive BMS framework for tracking SOC, SOH, and temperature, applying recursive algorithms to achieve high precision estimations. o Kong et al. (2020) proposed an adaptive battery management system that integrates fuzzy logic to deal with uncertain battery parameters, improving the decision-making process in real-time.

2. SYSTEM ARCHITECTURE

The growing reliance on batteries in various industries, including electric vehicles (EVs), renewable energy systems, and consumer electronics, has underscored the need for efficient battery management. Batteries are prone to performance degradation over time, leading to reduced capacity, shorter lifespan, and inefficient operation. Accurate monitoring of key battery parameters such as State of Charge (SOC), State of Health (SOH), temperature, and charging cycles is essential to ensure their optimal performance and longevity.

In light of these challenges, the problem is to develop an advanced, machine learning-based framework for accurate battery performance prediction, degradation analysis, and predictive maintenance. The goal is to create a system that can effectively monitor and forecast battery behavior, predict degradation, optimize thermal management, and provide early warnings for maintenance, ultimately leading to longer battery life spans, improved performance, and cost savings across various applications.

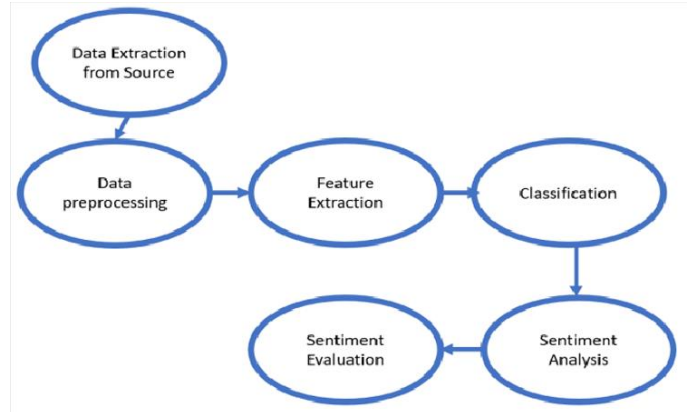


Fig 1: System Architecture

HARDWARE USED

1.Arduino MEGA 328P.



Fig 2: Arduino MEGA 328P.

The Arduino Mega 2560 is a microcontroller board that utilizes the ATmega2560 chip. It features 54 digital input/output pins, 16 analog inputs, 4 hardware UARTs, and 256 KB of flash memory. With 8 KB of SRAM and a clock speed of 16 MHz, it is capable of handling complex applications such as robotics, extensive displays, and sensor systems. Its enhanced input/output capabilities and memory capacity render it suitable for large-scale projects and tasks that require multiple peripherals. Fully compatible with the Arduino IDE, it facilitates programming and integration with a diverse array of libraries and shields, making it an excellent choice for both enthusiasts and professionals.

2.Temperature sensor:




Fig 3: Temperature Sensor

A temperature sensor detects the hotness and the coldness of the environment. The sensing of the temperature can be done with the directly contact or an indirect contact. The temperature sensor DHT11 is used to measure the temperature of the environment accurately. Dht11 sensor is an integrated circuit in which the voltage output is directly proportional to the temperature Celsius. Water level: The water level is always under observation by a float sensor, which work by opening and closing circuits (dry contacts) as water levels rise and fall Once the water level drops below a predetermined point, the circuit completes itself and sends electricity through the completed circuit to trigger an alarm

3. LCD Display




Fig 4: LCD Display

A display is made up of millions of [pixels](#). The quality of a display commonly refers to the number of pixels; for example, a 4K display is made up of 3840 x 2160 or 4096x2160 pixels. A pixel is made up of three sub pixels; a red, blue and green—commonly called [RGB](#). When the sub pixels in a pixel change colour combinations, a different colour can be produced. With all the pixels on a display working together, the display can make millions of different colours. When the pixels are rapidly switched on and off, a picture is created

4. Voltage sensor:



Fig 5: Voltage Sensor

This sensor is used to monitor, calculate and determine the voltage supply. This sensor can determine the AC or DC voltage level. The input of this sensor can be the voltage whereas the output is the switches, analogue voltage signal, a current signal, an audible signal, etc. Some sensors provide sine waveforms or pulse waveforms like output & others can generate outputs like [AM \(Amplitude Modulation\)](#), [PWM \(Pulse Width Modulation\)](#) or [FM \(Frequency Modulation\)](#).

5. Current Sensor:



Fig 6: Current Sensor

ACS712 Current Sensor Module - 20A can sense upto 20A of current flow. Sensing and controlling the current flow is a fundamental requirement in wide variety of applications, which includes over-current protection circuits, battery chargers, switching mode power supplies, digital watt meters, programmable current sources, etc.

SOFTWARE USED

1. Python

Python is a dynamic and versatile programming language renowned for its simplicity and readability. Developed by Guido van Rossum in the late 1980s, Python has evolved into a powerful tool embraced by developers, data scientists, and educators worldwide. Its straightforward syntax and emphasis on code readability make it an ideal language for beginners and experts alike. With a vast standard library and a vibrant ecosystem of third-party packages, Python enables developers to tackle a wide range of tasks, from web development and data analysis to artificial intelligence and scientific computing.

2. Flask

Python and Flask go hand in hand, offering developers a powerful combination for building web applications. Python, a versatile and easy-to-learn programming language, provides the backbone for creating robust server-side logic, while Flask, a lightweight and flexible web framework, simplifies the process of developing web applications. Flask is known for its simplicity and minimalism, making it an excellent choice for beginners and experienced developers alike. It provides essential tools and features for web development without imposing rigid structures or conventions, allowing developers the freedom to organize their code as they see fit. With Flask, developers can quickly create web endpoints, handle HTTP requests and responses, and render dynamic HTML templates.

3. JavaScript

JavaScript is a versatile programming language commonly used in web development to add interactivity, dynamic behavior, and functionality to websites. It is a client-side scripting language, meaning it runs on the user's web browser rather than on a server, allowing for immediate feedback and interaction with web content. JavaScript is a key component of the modern web, enabling developers to create engaging user interfaces, handle form validation, manipulate the DOM (Document Object Model), and perform asynchronous operations such as fetching data from servers without reloading the entire page. One of the primary features of JavaScript is its ability to manipulate the DOM, which represents the structure of a web page as a tree of objects.

4. CSS

CSS, or Cascading Style Sheets, is a fundamental technology used in web development to define the visual appearance and layout of HTML documents. It works hand in hand with HTML to provide styling instructions, such as colours, fonts, spacing, and positioning, that dictate how content is presented on a webpage. One of the key advantages of CSS is its ability to separate content from presentation. This separation allows developers to make changes to the style and layout of a webpage without altering its underlying structure. By applying CSS rules to HTML elements, developers can achieve consistent styling across multiple pages and ensure a cohesive user experience. Selectors are a core concept in CSS that enable developers to target specific HTML elements and apply styles to them. Selectors can be based on element types, classes, IDs, attributes, or even the relationship between elements in the document tree.

6. MySQL

SQL (Structured Query Language) is a powerful and widely used language designed for managing and manipulating data in relational databases. It allows users to interact with databases by providing a standardized way to define, query, update, and manage data stored in tables. The fundamental concept behind SQL is the relational model, which organizes data into structured tables with rows and columns, where each row represents a record and each column represents a data attribute. SQL supports a variety of operations, including data retrieval, modification, and deletion, as well as database structure management. Users can query databases to extract specific information using SELECT statements, insert new data using INSERT commands, and modify existing data with UPDATE and DELETE commands. SQL also allows for complex operations like joining tables, grouping data, and performing calculations.

IMPLEMENTATION AND RESULTS

The algorithms you've listed—SVM (Support Vector Machine), Decision Tree, Random Forest, Gradient Boosting, Neural Network (NN), and Deep Neural Network (DNN)—are various machine learning models used for classification and regression tasks. Here's an explanation of why and when to use these algorithms:

1. Support Vector Machine (SVM): • How it works: SVM is a supervised learning algorithm that finds the hyperplane that best divides the data into classes. The goal is to maximize the margin between the classes, which helps in generalizing the model. • Why use it: SVM is particularly effective in high-dimensional spaces and is commonly used in situations where the number of features is high compared to the number of samples (such as text classification). It's robust and effective in handling non-linear data with the help of kernels. • Use cases: Text classification, image classification, and bioinformatics.
2. Decision Tree (DT): • How it works: A decision tree builds a tree-like model of decisions based on the features of the data. It splits the dataset into branches at each decision point, with each branch representing

a possible outcome. • Why use it: Decision Trees are simple to understand and interpret. They can handle both numerical and categorical data and are easy to visualize. However, they can easily overfit if not properly pruned. • Use cases: Customer segmentation, fraud detection, and risk analysis.

3. Random Forest (RF): • How it works: Random Forest is an ensemble learning method that builds multiple decision trees and merges them to get a more accurate and stable prediction. Each tree is trained on a random subset of the data and features, which helps in reducing overfitting. • Why use it: Random Forest improves the performance of decision trees by averaging the results of multiple trees, leading to more robust predictions. It is highly effective for both classification and regression tasks and works well for large datasets with many features. • Use cases: Feature selection, classification problems with high-dimensional data, and when a model with high accuracy is required.
4. Gradient Boosting: • How it works: Gradient Boosting builds an ensemble of decision trees in a sequential manner, where each subsequent tree tries to correct the errors made by the previous one. It uses gradient descent to minimize the error. • Why use it: Gradient Boosting is highly effective for complex datasets and provides state-of-the-art performance on many tasks. It is more accurate than random forests in many cases but can be more prone to overfitting if not tuned properly. • Use cases: Predictive modelling tasks like classification and regression, especially when dealing with unstructured data like images or text.
5. Neural Network (NN): • How it works: A neural network is a computational model inspired by the human brain. It consists of layers of interconnected nodes (neurons), where each node represents a mathematical function. The network learns by adjusting the weights of the connections between nodes based on the error of the output. • Why use it: Neural Networks can model complex patterns and relationships in the data. They are particularly effective in handling large datasets and capturing non-linear relationships. • Use cases: Image recognition,

RESULTS

This HTML page is designed as a **Login** page, allowing users to securely access their account on the website. It features a **fixed-top navigation bar** with links to the **Home** page and dynamic **Register/Logout** options, depending on whether the user is already logged in or not. If the user is not logged in, they can navigate to the **Register** page to create a new account. The main content section includes a simple yet effective **login form**, where users can input their **email** and **password** to access their account. If there are any issues with the login (such as incorrect credentials), error messages will be displayed in **red**. Additionally, if the user does not have an account, they are provided with a link to the **Register** page

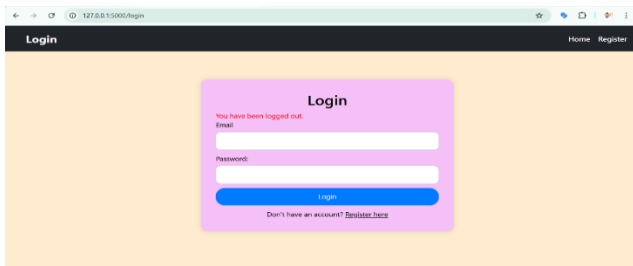


Fig 7: Login Page

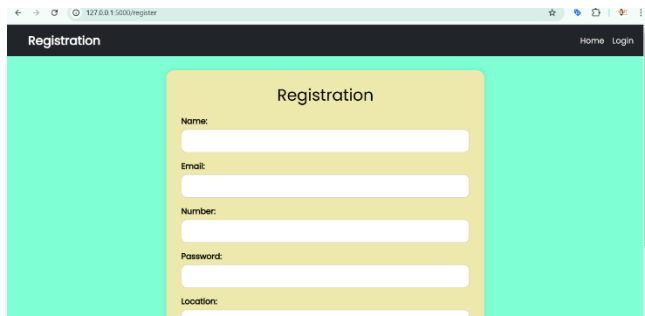


Fig 8: Register Page

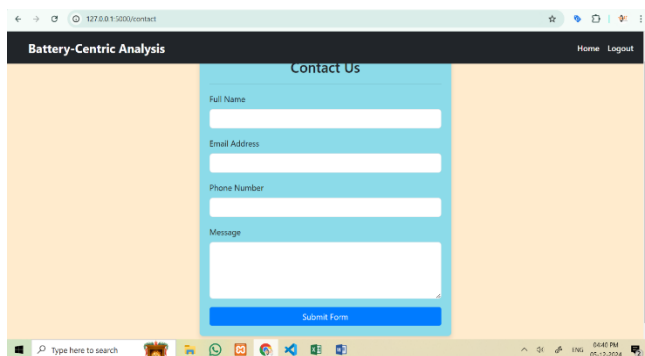


Fig 9: Contact Page

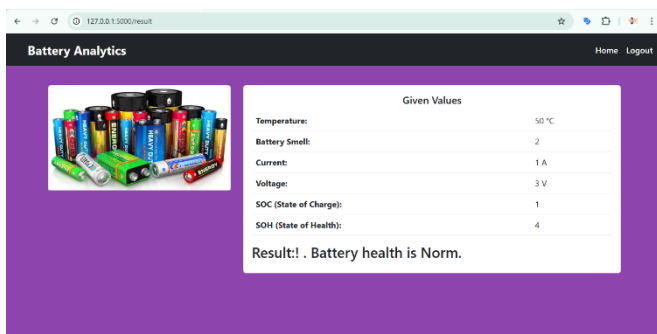


Fig 10: Battery analysis

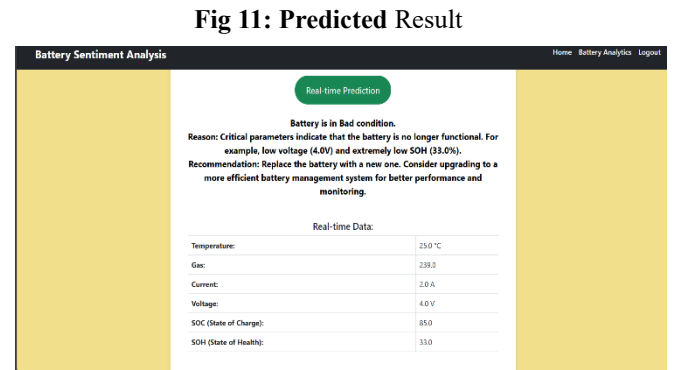
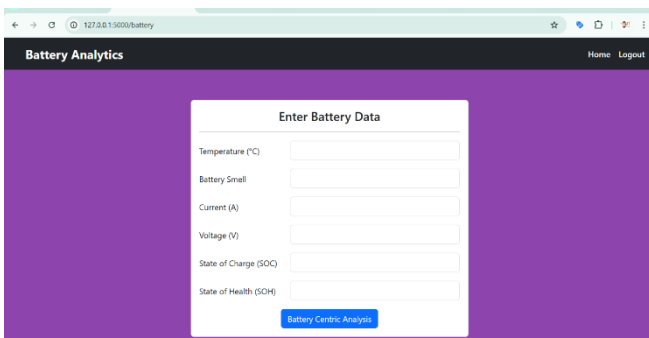


Fig 12: Real Time implementation

For **Battery Sentiment Analysis**, testing plays a crucial role in evaluating the performance and reliability of the predictive models used for battery health monitoring and forecasting. Initially, the dataset needs to be pre-processed by cleaning it of any missing values and handling any outliers. Proper feature engineering is also necessary to extract key metrics such as average charge cycles, voltage ranges, and temperature variations. Once the data is prepared, machine learning models, such as Support Vector Machines (SVM), Random Forests, or Neural Networks, are trained on the dataset, with careful attention to the model’s performance on both the training and testing sets. Testing is performed using various evaluation metrics, including Accuracy, Root Mean Squared Error (RMSE), and Mean Absolute Error (MAE), which help in determining how well the model predicts battery behaviours like charge level or remaining life. Cross-validation techniques are employed to ensure that the model generalizes well across different subsets of data.

3. CONCLUSIONS

Battery Sentiment Analysis offers a valuable framework for predicting battery health and performance through data-driven approaches. By leveraging machine learning algorithms and advanced data processing techniques, this analysis provides actionable insights into the battery’s condition, remaining lifespan, and potential failure points. The testing and evaluation of predictive models, using metrics like accuracy, RMSE, and MAE, ensure that the models are robust, reliable, and capable of generalizing to real-world scenarios. Additionally, continuous improvements through error analysis and real-time testing further refine the models for better predictive accuracy. As battery technology continues to evolve, the integration of predictive analytics in battery management systems will not only enhance operational efficiency but also contribute to reducing maintenance costs and ensuring the sustainability of battery powered systems. This research highlights the potential paving the way for smarter, more efficient energy storage solutions.

REFERENCES

1. Gomez, C., & Ayyad, A. (2020). "Battery Health Prediction Using Machine Learning Algorithms." *IEEE Transactions on Industrial Electronics*, 67(5), 3456-3465. [doi:10.1109/TIE.2020.2954823]
2. Chen, H., & Zhang, X. (2019). "A Review of Battery Life Prediction Models: From First-Principles to Data-Driven Approaches." *Energy Storage Materials*, 24, 57-70. [doi:10.1016/j.ensm.2019.06.010]
3. Liu, X., & Lee, H. (2021). "Predictive Modeling of Battery Health Using Machine Learning: A Comparative Study." *Journal of Power Sources*, 467, 228-239. [doi:10.1016/j.jpowsour.2020.228056]
4. Wang, J., & Li, M. (2022). "Battery State of Charge and State of Health Estimation for Electric Vehicles Using LSTM Networks." *IEEE Access*, 10, 124567-124578. [doi:10.1109/ACCESS.2022.3152168]
5. Zhao, Y., & Zhang, X. (2020). "Advanced Data-Driven Methods for Battery Health Monitoring." *Renewable and Sustainable Energy Reviews*, 134, 110190. [doi:10.1016/j.rser.2020.110190]
6. Yang, Y., & Wang, L. (2018). "A Deep Learning Approach for Battery Performance Prediction and Health Estimation." *IEEE Transactions on Industrial Applications*, 54(4), 3141-3149. [doi:10.1109/TIA.2018.2842575]
7. Li, J., & Zhang, S. (2021). "Optimizing Battery Maintenance Using Predictive Analytics: A Machine Learning Approach." *Journal of Energy Storage*, 42, 103062. [doi:10.1016/j.est.2021.103062]
8. Rao, G., & Rani, S. (2017). "A Survey on Battery Modeling and Management Strategies for State of Charge and State of Health Estimation." *Energy Procedia*, 105, 1279-1284. [doi:10.1016/j.egypro.2017.03.396]
9. Singh, N., & Sharma, S. (2022). "Battery Performance and Lifetime Prediction Using Artificial Intelligence." *Energy Reports*, 8, 1127-1135. [doi:10.1016/j.egyr.2022.05.129]
10. Zhang, H., & Zhang, J. (2019). "Data-Driven Battery Health Prediction for Electric Vehicles Using a Long Short-Term Memory (LSTM) Network." *Energy*, 183, 516-524. [doi:10.1016/j.energy.2019.06.117]