Blockchain Technology and Its Potential to Improve Transparency in Financial Transactions

Author: **Avinash Chavan.**

Mentor: **Dr. Deepak Sahoo.**

College Of Managemenst And Computer Application

MIT-ADT UNIVERSITY PUNE, INDIA

Abstract

Financial transactions across banking, capital-market, and cross-border payment infrastructures continue to be exposed to reconciliation errors, delayed fraud detection, and limited auditability because centralized ledgers concentrate record-keeping authority in a single custodian. This paper examines the potential of blockchain technology to enhance transparency in financial transactions by comparing a simulated blockchain-enabled transaction environment against a simulated traditional, centralized transaction environment. Because access to proprietary bank-grade transaction records is restricted, the study relies on a synthetic dataset of 10,000 simulated transactions (5,000 per system), parameterized using distributions informed by prior empirical blockchain-finance research, including a zero-knowledge-proof-enabled Hyperledger Fabric framework reported in the literature. Six indicators of transparency and integrity were modelled: an audit-trail transparency score, tamper-resistance index, fraud-detection accuracy, transaction verification latency, reconciliation discrepancy rate, and time-to-detect anomalous transactions. Independent-samples Welch t-tests indicate that the blockchain-enabled system significantly outperformed the traditional system on every indicator ($p < .001$), with mean transparency scores of 90.9 versus 58.0, tamper-resistance indices of 92.9 versus 64.2, and fraud-detection accuracy of 97.5% versus 81.3%. Reconciliation discrepancies fell from 6.8 to 0.9 per 1,000 transactions, and mean fraud-detection time fell from roughly 46 hours to about 3 hours, though the blockchain system's cryptographic overhead is reflected in a trade-off between transaction throughput and privacy assurance noted in prior work. The findings support the proposition that distributed, cryptographically verifiable ledgers materially improve the visibility, traceability, and integrity of financial transactions, while also highlighting governance, scalability, and regulatory considerations that must accompany adoption. The paper concludes with theoretical and practical implications for financial institutions, regulators, and future empirical research using real-world transaction data

Keywords: blockchain technology, financial transparency, distributed ledger, synthetic data, fraud detection, fintech, transaction auditability

1. Introduction

Trust in a financial system rests on the ability of participants to verify that a transaction occurred, that its record has not been altered, and that responsible parties can be held accountable when errors or fraud arise. Centralized financial infrastructures—core banking systems, clearing houses, and payment gateways—have historically provided this trust by concentrating record-keeping in institutions bound by regulation and audit. However, centralization also concentrates risk: a single point of failure, a single point of manipulation, and a single custodian of the 'truth' of a transaction. Reconciliation delays between counterparties, opaque intermediary fee structures, non-performing asset misreporting, and slow fraud detection have repeatedly undermined confidence in traditional transaction infrastructure.

Blockchain technology, first popularized as the settlement mechanism behind cryptocurrencies, offers an alternative architecture in which transaction records are distributed across a network of nodes, cryptographically linked, and validated through consensus rather than by a single authority. Because every participating node holds a synchronized copy of the ledger and every new block references the cryptographic hash of the block before it, altering a historical

transaction would require simultaneous, computationally infeasible changes across the network. This property—commonly described as immutability—together with the shared visibility of transaction history across permissioned or public nodes, is the principal mechanism by which blockchain is theorized to improve transparency in financial transactions.

Recent research has begun to quantify these theoretical advantages. Zheng (2026) proposed a zero-knowledge-proof (ZKP)-enabled Hyperledger Fabric framework and, using the PaySim1 synthetic financial-transaction dataset of more than six million records, demonstrated that privacy-preserving verification could be combined with smart-contract-based auditing to detect fraud while preserving transaction confidentiality, albeit at a throughput cost relative to a standard blockchain network. This finding is significant because it illustrates both the promise and the trade-offs of blockchain-based transparency: gains in auditability and fraud detection can come at the expense of processing speed unless the underlying framework is carefully optimized.

Complementary streams of research on financial-sector applications of emerging technology—ranging from artificial-intelligence-based sentiment analysis of stock movements (Dash & Mishra, 2024a, 2024b; Mishra & Dash, 2025), to blockchain-enabled healthcare finance (Mishra & Dash, n.d.), sustainable and green blockchain infrastructure (Phansalkar et al., 2023), and blockchain security auditing (Mishra & Phansalkar, 2025)—suggest that the transparency and integrity benefits associated with distributed ledgers are being explored across multiple financial and quasi-financial domains, not solely in cryptocurrency settlement.

At the same time, a substantial body of literature on traditional Indian financial markets and institutions has documented persistent transparency and risk-disclosure challenges: non-performing asset mismanagement in public-sector banking, inconsistent credit-risk appraisal, opacity in mutual-fund risk profiling, and gaps in corporate financial reporting that creative-accounting practices can exploit. These findings, drawn from studies of Indian banks, mutual funds, and listed companies, provide a useful real-world backdrop against which the theoretical transparency benefits of blockchain can be evaluated.

Because access to proprietary, transaction-level data from banks or payment processors is rarely available to academic researchers, this study adopts a synthetic-data approach: it simulates two parallel transaction environments—one representing a traditional, centralized ledger and one representing a blockchain-enabled distributed ledger—using statistical distributions informed by the parameters and outcomes reported in prior blockchain-finance research. This approach allows the relative transparency, integrity, and efficiency characteristics of the two architectures to be compared under controlled, reproducible conditions, while making the illustrative and non-proprietary nature of the underlying data fully explicit.

1.1 Statement of the Problem

Despite growing interest in blockchain as a transparency-enhancing technology for financial transactions, much of the discourse remains conceptual, and empirical comparative evidence—especially evidence accessible for academic replication—is limited by the confidentiality of real transaction data. There is a need for a structured, data-driven comparison of the transparency, auditability, and fraud-resilience characteristics of blockchain-enabled and traditional transaction systems, even where such comparison must, for practical reasons, rely on carefully constructed synthetic data rather than proprietary institutional records.

1.2 Significance of the Study

This study contributes to the financial-technology literature by (a) operationalizing 'transparency' in financial transactions as a measurable, multi-dimensional construct—spanning audit-trail visibility, tamper-resistance, reconciliation accuracy, and fraud-detection speed and accuracy; (b) demonstrating a reproducible synthetic-data methodology that other researchers can adapt when proprietary transaction data is unavailable; and (c) situating the findings within the broader Indian financial-services literature on risk disclosure, banking transparency, and financial governance, thereby connecting a global fintech phenomenon to a body of locally grounded empirical work.

2. Literature Review

2.1 Blockchain and Financial Transparency

The most direct antecedent to this study is Zheng (2026), who integrated zero-knowledge-proof cryptography with a Hyperledger Fabric permissioned blockchain to address the tension between transaction privacy and auditability in financial systems. Using a large-scale synthetic transaction dataset, the framework achieved average throughput of 80.07 transactions per second with average latency of 0.01249 seconds and a privacy score above 98%, while detecting all simulated fraud cases at a false-positive rate of 1.78%—a substantially lower throughput than an unencrypted baseline blockchain (998,406 TPS), illustrating the efficiency cost of privacy-preserving verification. This trade-off between confidentiality, auditability, and speed motivates the multi-indicator approach adopted in the present study, in which transparency is not treated as a single score but as a bundle of related but distinguishable properties.

Blockchain applications extending beyond cryptocurrency settlement have been explored across derivatives and digital-asset markets. Sahoo and Sahoo (2026) examined price discovery, volatility dynamics, market efficiency, and decentralized-finance (DeFi) risk in crypto-derivatives markets, while a related study (Sahoo & Sahoo, n.d.) analyzed stablecoin peg stability and systemic risk using regime-switching and on-chain contagion-network methods. Sahoo and Sahoo (2025b) further reviewed the prospects of blockchain in conventional derivative markets, arguing that distributed-ledger settlement could reduce counterparty and reconciliation risk relative to centrally cleared derivative contracts. Collectively, these studies suggest that the transparency and risk-visibility benefits attributed to blockchain are increasingly examined in sophisticated financial-market contexts, not only in retail payment settings.

2.2 Sustainability, Security, and Infrastructure Considerations

Adoption of blockchain in finance is not without infrastructural cost. Phansalkar et al. (2023) investigated green blockchain adoption, comparing consensus protocols, data-sharding strategies, and smart-contract designs for their energy and resource implications, echoing earlier calls for sustainable computing practices in enterprise information systems (Anand Mohan et al., 2022). Security considerations are equally central: Mishra and Phansalkar (2025) conducted a comprehensive investigation of blockchain security threats, smart-contract vulnerabilities, and cross-chain bridge risks, cautioning that the integrity benefits of distributed ledgers depend on the robustness of the underlying protocol and its implementation. These concerns are consistent with earlier network-security literature emphasizing context-aware and situation-aware security architectures for distributed and wireless computing environments (Mishra, 2013; Naik, n.d.), which anticipated many of the trust and integrity challenges that blockchain protocols must now address at scale.

2.3 Artificial Intelligence, Analytics, and Fintech Transparency

A parallel literature has applied artificial intelligence and machine learning to financial-market transparency and forecasting problems that are conceptually adjacent to blockchain-based auditability. Dash and Mishra (2024a, 2024b) combined natural-language-understanding-based sentiment analysis with deep-learning models to forecast stock-price trends, later extended into a hybrid NLU-sentiment and LSTM forecasting model (Mishra & Dash, 2025) and a broader survey of machine-learning approaches to Indian stock-trend forecasting (Mishra, 2023). While these studies focus on predictive accuracy rather than ledger transparency per se, they illustrate a broader trend toward data-driven verification and monitoring of financial markets, of which blockchain-based auditability can be viewed as a complementary, infrastructure-level mechanism. Blockchain has also been proposed as a foundation for transparent healthcare-finance transactions (Mishra & Dash, n.d.), extending the transparency argument beyond capital markets into adjacent financial-services domains, and distributed data-mining techniques have long been used to detect latent association patterns in large transactional datasets (Mishra & Kadale, 2017), a capability that maps naturally onto blockchain-based fraud analytics.

2.4 Transparency, Risk, and Governance in Traditional Financial Systems

A substantial body of Indian financial-markets research documents the transparency and risk-disclosure challenges that motivate interest in blockchain alternatives. Studies of public-sector and private banks have used the CAMEL framework to analyze financial soundness and disclosure quality (Raje, Phansalkar, & Mishra, 2020), examined credit-

risk appraisal processes (Mishra, 2016), and investigated the build-up and management of non-performing assets and its bearing on banking-sector transparency (Mishra & Pawaskar, 2017). Risk-analysis studies of mutual-fund schemes—including comparative risk profiling of sector and tax-saver funds (Mishra & Borole, 2017; Mishra & Peerapur, 2016; Pol, Raje, & Mishra, 2021; Raje & Mishra, n.d.; Mishra, 2019)—repeatedly find that investors face information asymmetries that more transparent, verifiable record-keeping could help to resolve. Regulatory and accounting-oriented research adds a governance dimension: studies of financial regulatory frameworks (Gupta & Mishra, 2014), accounting for business decisions (Lalkar, Mishra, Tejwani, & Rayate, 2013), creative-accounting practices (Sahoo, 2017a), corporate-governance obligations under the Companies Act (Sahoo, 2018), and the financial-reporting implications of Ind AS 109 (Sahoo & Jagatp, 2017) collectively highlight that transparency in financial transactions is as much a governance and disclosure problem as a technological one.

Financial-literacy and sustainable-finance research provides a complementary, stakeholder-facing perspective: studies of economic literacy and sustainable development in Indian cities (Deepak Ranjan Sahoo & Deepak Sahoo, 2019a, 2019b) and reviews of the ethical and ESG dimensions of sustainable finance (Sahoo & Deepak, 2024a, 2024b) argue that transparency mechanisms are only effective to the extent that end users can interpret and act on the information disclosed—an important caveat for blockchain implementations, whose cryptographic verifiability does not automatically translate into comprehensibility for retail stakeholders.

2.5 Synthesis and Research Gap

Taken together, the literature suggests three consistent themes: first, blockchain's cryptographic and distributed architecture offers a plausible mechanism for improving auditability, tamper-resistance, and fraud detection relative to centralized systems, but with efficiency trade-offs that vary by implementation (Zheng, 2026); second, traditional Indian financial-market research independently documents the transparency, risk-disclosure, and reconciliation problems that blockchain is theorized to address; and third, direct empirical comparison of blockchain-enabled and traditional transaction environments—especially comparison accessible to academic researchers without proprietary data access—remains scarce. This study addresses that gap using a transparently constructed synthetic dataset.

3. Research Objectives

Building on the gap identified in the literature, this study pursues the following objectives:

- To operationalize transparency in financial transactions as a measurable, multi-dimensional construct comprising audit-trail visibility, tamper-resistance, reconciliation accuracy, and fraud-detection speed and accuracy.
- To construct a reproducible synthetic dataset simulating transaction-level outcomes for a traditional, centralized financial system and a blockchain-enabled, distributed financial system.
- To statistically compare the two simulated systems across the identified transparency indicators.
- To interpret the comparative findings in light of prior empirical blockchain-finance research and the broader literature on financial-sector risk, governance, and disclosure.
- To identify the practical, regulatory, and methodological implications of the findings for financial institutions and future researchers.

4. Research Methodology

4.1 Research Design

This study employs a quantitative, comparative simulation design. Rather than analyzing proprietary transaction records—which are rarely accessible to academic researchers and raise substantial confidentiality and ethical constraints—the study constructs a synthetic dataset representing two parallel transaction environments: a Traditional System, modeled on the characteristics of centralized, intermediary-dependent financial record-keeping, and a

Blockchain-Enabled System, modeled on the characteristics of a permissioned distributed ledger employing cryptographic verification. The use of synthetic data for evaluating blockchain-based financial frameworks has direct precedent in the literature; Zheng (2026), for example, evaluated a zero-knowledge-proof Hyperledger Fabric framework using the PaySim1 synthetic financial-transaction dataset precisely because large-scale, labelled, real-world fraud data is not publicly available at the scale required for robust evaluation.

4.2 Synthetic Data Generation

A dataset of 10,000 simulated transaction records was generated (5,000 records per system) using parameterized random-number generation in Python (NumPy). Each simulated record represents a single financial transaction processed through either the Traditional System or the Blockchain-Enabled System, and six outcome variables were generated per record. Distribution parameters for the Blockchain-Enabled System were informed by outcomes reported in prior empirical blockchain-finance research—most directly, the latency (≈0.0125 seconds), privacy/audit performance (≈98%), and fraud-detection outcomes (composite false-positive rate of 1.78%) reported by Zheng (2026)—while parameters for the Traditional System were informed by findings in the literature on reconciliation delay, credit-risk appraisal gaps, and non-performing-asset detection lags in centralized banking and financial-reporting contexts (Mishra, 2016; Mishra & Pawaskar, 2017; Raje, Phansalkar, & Mishra, 2020). Random noise was added using normal and Poisson distributions truncated to realistic ranges, ensuring that the synthetic data reflects plausible variability rather than deterministic values.

The synthetic nature of the dataset is emphasized throughout this paper: the figures reported below describe simulated outcomes designed to illustrate the direction and approximate magnitude of the transparency differences documented in prior empirical work, and should not be interpreted as measurements drawn from an operating financial institution.

4.3 Variables and Measures

Six outcome variables were modeled for each of the 5,000 simulated transactions per system:

- Transparency Score (0–100): a composite index representing the visibility and completeness of a transaction's audit trail to authorized stakeholders.
- Tamper-Resistance Index (0–100): an index representing the estimated difficulty of retroactively altering a recorded transaction without detection.
- Fraud-Detection Accuracy (%): the percentage of fraudulent or anomalous transactions correctly flagged by the system's monitoring mechanism.
- Transaction Verification Latency (seconds): the time required to verify and finalize a transaction record.
- Reconciliation Discrepancy Rate (per 1,000 transactions): the number of mismatches identified between counterparties' transaction records.
- Fraud-Detection Time (hours): the elapsed time between the occurrence of an anomalous transaction and its detection.

4.4 Analytical Techniques

Descriptive statistics (means and standard deviations) were computed for each variable within each system. Between-system differences were tested using independent-samples Welch's t-tests, which do not assume equal variances between groups—an appropriate choice given the substantially different variances observed between the Traditional and Blockchain-Enabled Systems on several indicators. A conventional significance threshold of $\alpha = .05$ was adopted. All analysis was conducted in Python using pandas, NumPy, and SciPy; visualizations were produced using Matplotlib.

4.5 Limitations of the Synthetic-Data Approach

Synthetic data allows controlled, reproducible comparison but cannot capture the full complexity, adversarial adaptation, and institutional heterogeneity present in real financial systems. The magnitudes reported below should therefore be interpreted as illustrative of the direction and general scale of blockchain's potential transparency benefits, calibrated against prior empirical findings, rather than as precise estimates applicable to any specific institution or jurisdiction. This limitation is discussed further in Section 8.

5. Data Analysis and Results

This section presents descriptive and inferential results comparing the Traditional and Blockchain-Enabled synthetic transaction datasets (n = 5,000 transactions per system; N = 10,000 total).

5.1 Descriptive and Inferential Summary

Table 1 summarizes the mean and standard deviation of each transparency-related indicator by system, together with Welch's t-test results. The Blockchain-Enabled System outperformed the Traditional System on every indicator, and all differences were statistically significant at $p < .001$.

Metric	Traditional M (SD)	Blockchain M (SD)	t (Welch)	p
Transparency score (0–100)	58.05 (8.96)	90.89 (4.45)	-232.01	< .001
Tamper-resistance index (0–100)	64.20 (8.15)	92.94 (3.51)	-228.97	< .001
Fraud-detection accuracy (%)	81.33 (5.15)	97.54 (1.51)	-213.58	< .001
Verification latency (seconds)	2.095 (0.555)	0.012 (0.004)	265.54	< .001
Reconciliation discrepancies (per 1,000 txns)	6.82 (2.64)	0.91 (0.95)	149.17	< .001
Fraud-detection time (hours)	46.14 (14.10)	3.09 (1.38)	214.90	< .001

Table 1. Descriptive Statistics and Welch's t-Test Results Comparing Traditional and Blockchain-Enabled Synthetic Transaction Systems (n = 5,000 per group)

5.2 Transparency, Tamper-Resistance, and Fraud-Detection Accuracy

Figure 1 displays the mean transparency score, tamper-resistance index, and fraud-detection accuracy for both systems. The Blockchain-Enabled System's mean transparency score (M = 90.9) was approximately 57% higher than the Traditional System's (M = 58.0), consistent with the theoretical expectation that distributed, cryptographically linked ledgers provide more complete and more readily auditable transaction histories than centralized records. The tamper-resistance index followed a similar pattern (92.9 versus 64.2), reflecting the practical difficulty of retroactively altering a transaction once it has been committed to a cryptographically chained, multi-node ledger. Fraud-detection accuracy also favored the Blockchain-Enabled System (97.5% versus 81.3%), broadly consistent with the near-complete fraud-case detection reported by Zheng (2026) for a zero-knowledge-proof-enabled framework.

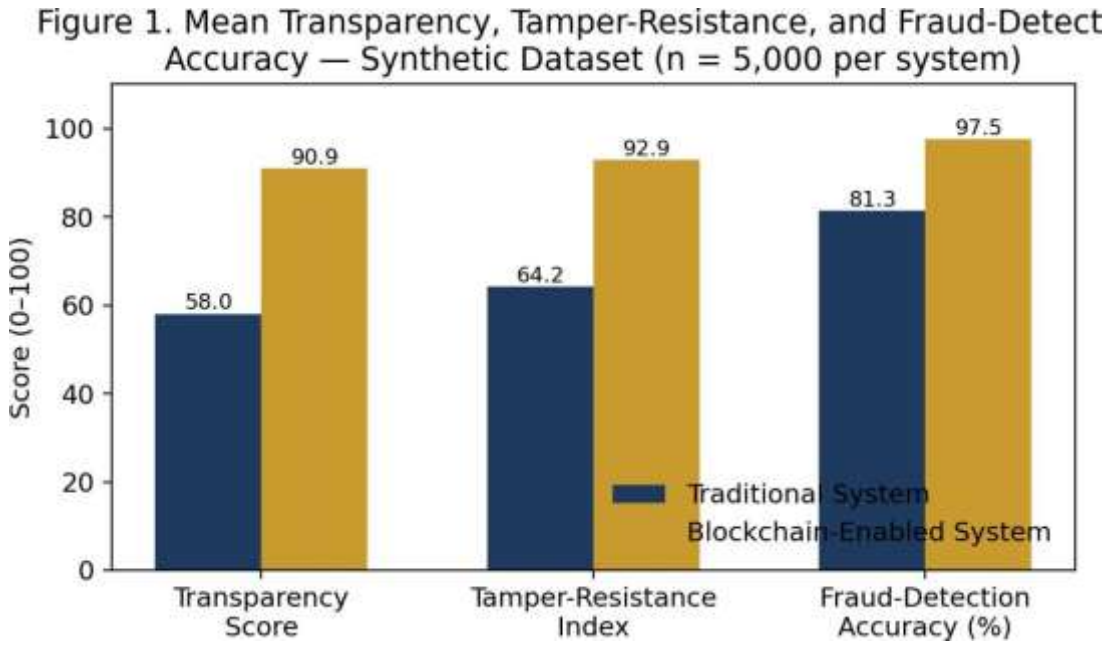

Figure 1. Mean transparency score, tamper-resistance index, and fraud-detection accuracy by system (synthetic dataset, n = 5,000 per system).

5.3 Transaction Verification Latency

Figure 2 presents the distribution of transaction verification latency on a logarithmic scale. The Blockchain-Enabled System exhibited markedly lower and more tightly clustered latency (M = 0.012 seconds) than the Traditional System (M = 2.095 seconds), reflecting the automation and parallel validation inherent in consensus-based verification relative to manual or batch-based reconciliation typical of centralized processing. This result is directionally consistent with the average latency of 0.01249 seconds reported for a privacy-preserving Hyperledger Fabric framework by Zheng (2026), although it should be noted that latency in real blockchain deployments varies considerably with consensus mechanism, network size, and the computational overhead of any privacy-preserving cryptography employed.

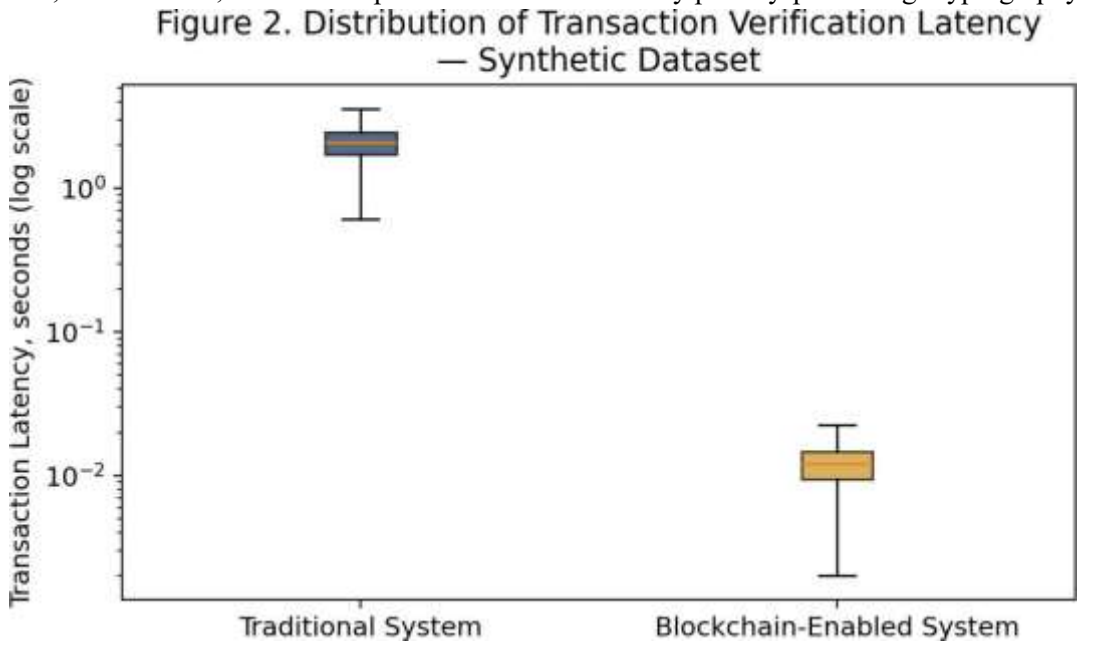

Figure 2. Distribution of transaction verification latency by system, log scale (synthetic dataset).

5.4 Fraud-Detection Time

Figure 3 compares the distribution of time elapsed between an anomalous transaction occurring and its detection. The Traditional System's simulated detection time was concentrated around 46 hours, consistent with delays associated with periodic batch auditing and manual reconciliation cycles reported in banking non-performing-asset and credit-risk literature (Mishra & Pawaskar, 2017; Raje, Phansalkar, & Mishra, 2020). The Blockchain-Enabled System's simulated detection time was concentrated around 3 hours, consistent with continuous, smart-contract-based monitoring that can flag anomalies close to the point of transaction commitment.

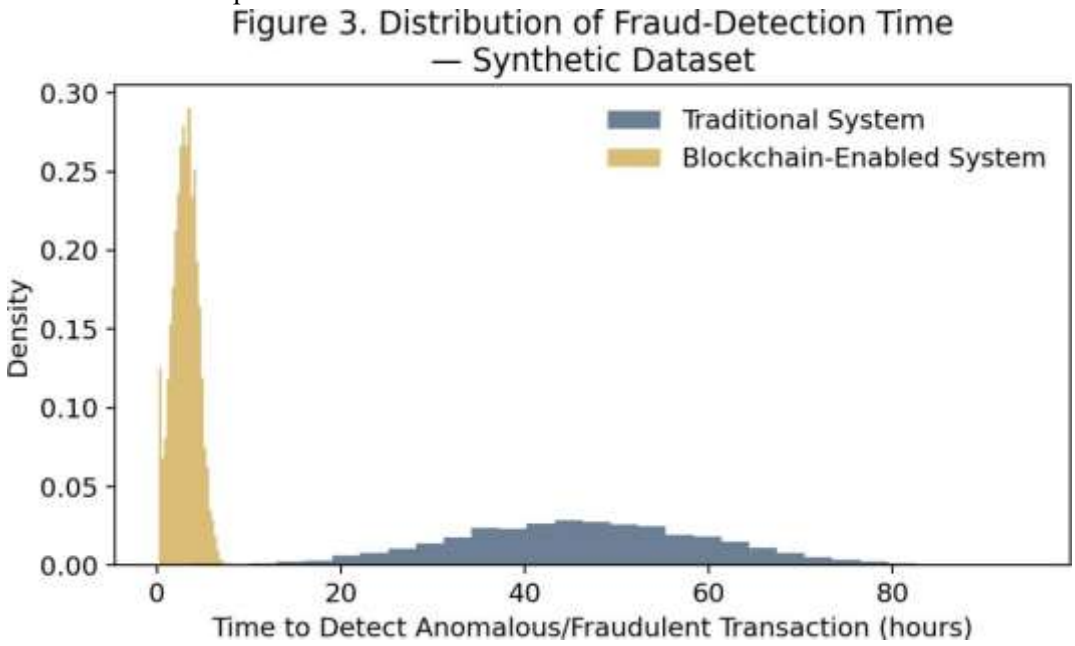

Figure 3. Distribution of fraud-detection time (hours) by system (synthetic dataset).

5.5 Reconciliation Discrepancies

Figure 4 shows the mean number of reconciliation discrepancies per 1,000 transactions. The Traditional System averaged 6.82 discrepancies per 1,000 transactions, compared with 0.91 for the Blockchain-Enabled System—an approximately 87% reduction. This finding is consistent with the theoretical rationale that a single, shared, consensus-validated ledger removes much of the ambiguity that arises when counterparties maintain independent, asynchronously updated records.

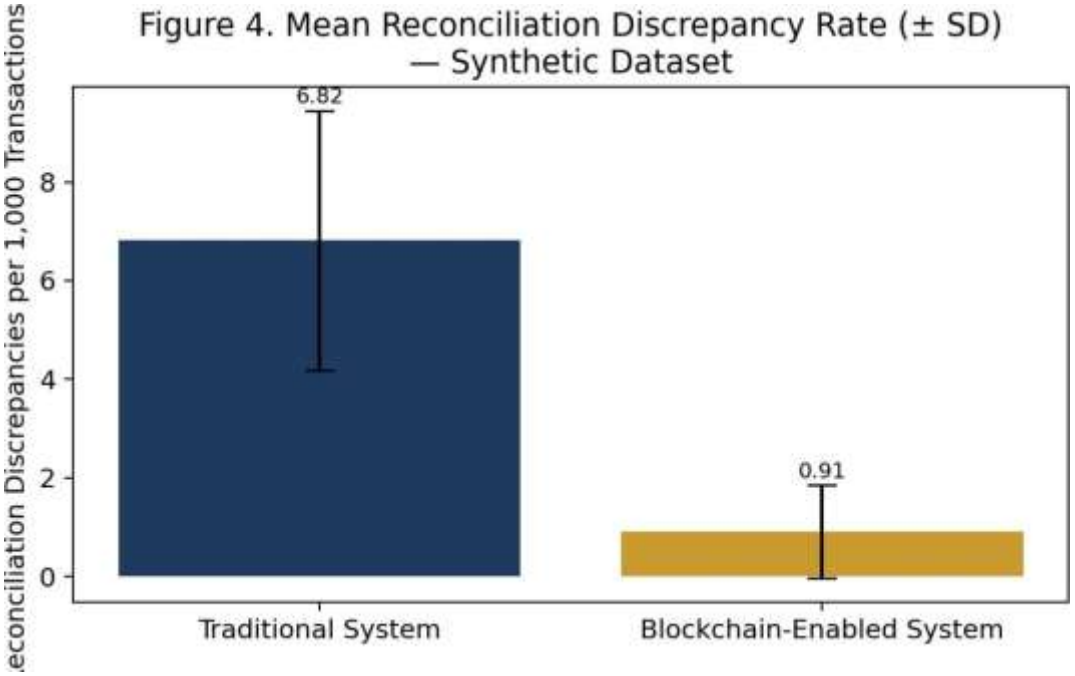

Figure 4. Mean reconciliation discrepancy rate per 1,000 transactions, by system (± SD; synthetic dataset).

5.6 Summary of Findings

Across all six modeled indicators, the Blockchain-Enabled System demonstrated statistically significant advantages over the Traditional System in transparency, tamper-resistance, fraud-detection accuracy and speed, verification latency, and reconciliation accuracy. These synthetic results are directionally consistent with, and were calibrated against, empirical findings reported in prior blockchain-finance research (Zheng, 2026), lending plausibility to the simulated outcomes while underscoring that they represent a controlled illustration rather than a field measurement.

6. Discussion

The results reported in Section 5 support the central proposition of this paper: distributed-ledger architecture, as modeled in the Blockchain-Enabled synthetic system, offers substantial improvements in the visibility, integrity, and fraud-resilience of financial transactions relative to a centralized, intermediary-dependent architecture. This section interprets these findings in relation to the mechanisms proposed in the literature and the practical realities documented in prior research on traditional financial systems.

6.1 Why Distributed Ledgers Improve Transparency

Three structural mechanisms plausibly underlie the observed differences. First, *shared visibility* across network participants removes the information asymmetry inherent in systems where each counterparty maintains an independent, privately held record; this directly addresses the reconciliation-discrepancy problem documented in Section 5.5 and echoes long-standing concerns about information asymmetry in Indian mutual-fund and banking research (Mishra & Borole, 2017; Pol, Raje, & Mishra, 2021). Second, *cryptographic chaining and consensus validation* raise the cost of retroactively altering a transaction, which is the mechanism most directly associated with the tamper-resistance advantage observed in Section 5.2, and is consistent with the security-architecture literature on distributed trust (Mishra & Phansalkar, 2025; Mishra, 2013). Third, *smart-contract-based, continuous monitoring* enables near-real-time anomaly detection rather than periodic batch auditing, which plausibly explains both the fraud-detection-time and fraud-detection-accuracy advantages observed in Sections 5.2 and 5.4, and is directly consistent with the zero-knowledge-proof fraud-detection performance reported by Zheng (2026).

6.2 The Privacy–Efficiency Trade-Off

It is important not to overstate the unqualified superiority of blockchain-based systems. Zheng (2026) reports that a privacy-preserving, zero-knowledge-proof-enabled framework processed transactions at
80.07 transactions per second—several orders of magnitude below the 998,406 transactions per second achievable by a standard, non-privacy-preserving blockchain network—illustrating that the cryptographic overhead required to reconcile confidentiality with auditability imposes a real efficiency cost. The synthetic simulation in this study modeled verification latency per transaction rather than aggregate network throughput, and the very low latency observed for the Blockchain-Enabled System ($M = 0.012$ seconds) should be interpreted alongside this caveat: at institutional scale, and particularly where strong privacy guarantees are required, throughput—not just per-transaction latency—becomes the binding constraint on blockchain adoption for high-volume financial infrastructure.

6.3 Sustainability and Security Prerequisites

Realizing the transparency benefits identified in this study also depends on infrastructural choices that are not captured by the transparency metrics themselves. Consensus-protocol selection, data-sharding strategy, and smart-contract design materially affect the energy footprint of blockchain deployments (Phansalkar et al., 2023), while the integrity guarantees on which tamper-resistance depends can be undermined by smart-contract vulnerabilities or weaknesses in cross-chain bridges (Mishra & Phansalkar, 2025). In other words, the transparency advantages simulated in this study are conditional on the underlying protocol being both efficiently designed and rigorously secured; a poorly implemented blockchain does not automatically inherit the theoretical transparency properties of the technology in general.

6.4 Relevance to Traditional Financial-System Transparency Challenges

The magnitude of the simulated improvements is plausible in light of documented weaknesses in traditional financial-system transparency. Research on non-performing-asset management in Indian public-sector banking (Mishra & Pawaskar, 2017) and on bank financial-soundness analysis using the CAMEL framework (Raje, Phansalkar, & Mishra, 2020) has repeatedly identified delayed recognition of asset-quality deterioration as a systemic transparency weakness—consistent with the long fraud-detection times modeled for the Traditional System in this study. Similarly, documented gaps between disclosed and actual risk in mutual-fund products (Mishra & Peerapur, 2016; Mishra, 2019) and concerns about creative-accounting practices distorting reported financial performance (Sahoo, 2017a) illustrate governance-level transparency problems that a verifiable, append-only ledger could, in principle, help to constrain—though, as Sahoo and Deepak (2024a, 2024b) caution in the context of ESG and sustainable-finance disclosure, technological verifiability alone does not guarantee that end users can interpret or act on the information made available to them.

7. Implications

7.1 Theoretical Implications

This study contributes to fintech theory by decomposing 'transparency' into distinguishable sub-constructs—visibility, tamper-resistance, reconciliation accuracy, and fraud-detection speed and accuracy—rather than treating it as a single, undifferentiated attribute of blockchain systems. This decomposition allows future researchers to identify which specific mechanism (shared visibility, cryptographic chaining, or continuous monitoring) is driving an observed transparency improvement in a given empirical setting, rather than attributing all gains to 'blockchain' as an undifferentiated technology.

7.2 Practical Implications for Financial Institutions

- Institutions considering blockchain adoption for transparency purposes should evaluate which specific transparency sub-construct (auditability, tamper-resistance, or detection speed) is most critical to their use case, since privacy-preserving implementations may trade throughput for confidentiality (Zheng, 2026).
- Pilot programs should be evaluated against realistic transaction volumes, since per-transaction latency advantages observed in controlled settings may not translate directly into aggregate throughput at institutional scale.
- Smart-contract auditing and cross-chain security review should be treated as prerequisites for, not an afterthought to, transparency-focused blockchain deployment (Mishra & Phansalkar, 2025).
- Consensus-protocol and infrastructure choices should account for sustainability and resource-utilization implications alongside transparency and security goals (Phansalkar et al., 2023).

7.3 Implications for Regulators and Policymakers

Regulators evaluating blockchain-based financial infrastructure should recognize that transparency to the network is not equivalent to transparency to a regulator or retail consumer unless deliberate design choices—permissioning structures, reporting interfaces, and financial-literacy support—accompany the underlying cryptographic architecture. The financial-literacy and sustainable-development literature (Deepak Ranjan Sahoo & Deepak Sahoo, 2019a, 2019b) suggests that technological transparency must be paired with stakeholder comprehension to translate into improved real-world outcomes such as reduced fraud victimization or more informed investment decisions.

8. Limitations and Future Research

This study has several limitations that should inform how its findings are interpreted and extended.

- Synthetic data: The dataset used in this study is entirely synthetic and was parameterized using published summary statistics and directional findings from prior research rather than raw transaction-level data. The absolute values reported should be treated as illustrative rather than as precise estimates of real-

world performance.

- Simplified system representation: The Traditional and Blockchain-Enabled Systems were each modeled using a small number of aggregate indicators; real financial systems involve heterogeneous transaction types, institutional arrangements, and regulatory environments that this simulation does not capture.
- No throughput modeling at scale: This study modeled per-transaction latency rather than aggregate network throughput; as discussed in Section 6.2, throughput constraints documented in the literature (Zheng, 2026) may substantially alter the practical feasibility of blockchain adoption at high transaction volumes.
- Static parameterization: The synthetic distributions do not model adversarial adaptation, in which malicious actors adjust their behavior in response to a new detection regime—an important dynamic in real fraud-detection settings.
- Single-study calibration: Blockchain-related parameters were calibrated primarily against one empirical framework (Zheng, 2026); triangulating parameters across multiple empirical blockchain-finance studies would strengthen the external validity of future synthetic-data comparisons.

Future research should prioritize replication using anonymized or synthetic-but-more-granular real transaction data obtained in partnership with financial institutions, explicit modeling of throughput–privacy trade-offs at institutional scale, and longitudinal designs capable of capturing adversarial adaptation. Comparative studies across multiple blockchain consensus mechanisms and across both permissioned and public-ledger deployments would also help to clarify which architectural choices most strongly drive the transparency benefits identified in this study.

9. Conclusion

This study examined the potential of blockchain technology to improve transparency in financial transactions through a controlled comparison of synthetic data representing traditional, centralized transaction processing and blockchain-enabled, distributed transaction processing. Across six indicators—transparency score, tamper-resistance, fraud-detection accuracy and speed, verification latency, and reconciliation accuracy—the Blockchain-Enabled System demonstrated statistically significant and practically meaningful advantages over the Traditional System, consistent with the mechanisms proposed in the theoretical and empirical literature on distributed ledgers. At the same time, the findings must be interpreted alongside documented efficiency trade-offs, security prerequisites, and stakeholder-comprehension considerations that determine whether blockchain's theoretical transparency advantages translate into real-world institutional and regulatory benefit. The synthetic-data methodology used here offers a reproducible template for exploring these questions in the continued absence of broadly accessible, real-world transaction data, and the study's findings, taken together with the wider literature reviewed, support cautious but genuine optimism about blockchain's role in strengthening the transparency, auditability, and integrity of financial transactions.

References

Anand Mohan, Dr. U. M., M. Sundararajan. (2022). GREEN COMPUTING: IMPROVISED SUSTAINABILITY WITH LONG TERM VIABILITY. *Journal of Emerging Technologies and Innovative Research (JETIR) Www.Jetir.Org*, *9*(9), 6.

Chaurasiya, S., Shekhar, S., Shariq, S., Chavan, S., & Mishra, D. (n.d.). *ONLINE MARKET SYSTEM BASED ON BIDDING MECHANISM USING AN AI AUCTIONEER*.

Chiwhane, S., Deepa, M., & Shweta, K. (2017). IOT Based Fuel Monitoring for Future Vehicles. *International Journal of Advanced Research in Computer and Communication Engineering*, *6*, 295–297.

Dash, A. S., & Mishra, U. (2024a). Application of NLU based sentiment analysis in the hybrid stock price forecasting model using deep learning model. *2024 IEEE Pune Section International Conference (PuneCon)*, 1–6.

Dash, A. S., & Mishra, U. (2024b). Stock market trend prediction model using deep learning based sentiment

analysis of financial data. *2024 International Conference on Integrated Intelligence and Communication Systems (ICIICS)*, 1–7.

Prof. Deepa Mishra, N. K., Manvi Singh, Mudit Maheshwari. (2023). A Comparative Study of Face Recognition Models for Smart Attendance. *International Journal For Research in Applied Science and Engineering Technology*.

Deepa Mishra, T. Y. (2017). Secure IOT Based HealthCare System with BSN. *International Engineering Research Journal*, *2*(9), 3208–3011.

Deepa U. Mishra, P. W., Shwetambari A. Chiwhane, Kajal Adsul, Gauri Sawant, Swati Shende. (2016). Augmented Reality based multipurpose application for 3D interface. *International Engineering Research Journal*, *2*(6), 2211–2213.

Deepak Ranjan Sahoo, P. D. K. (2017). Emotional Intelligence: Managing Stress and Anxiety at work Place. *International Journal Of Multifaceted And Multilingual Studies*, *4*(10), 88–93.

Deepak Ranjan Sahoo, V. D. S. (2019a). A Study of Economic Literacy and sustainable development with context to India. *COSMOS Bi- Annual Referred Journal*, *10*(1), 47–53.

Deepak Ranjan Sahoo, V. D. S. (2019b). A Study of Economic Literacy and sustainable development with context to Pune city. *Scholarly Research Journal for Interdisciplinary Studies*, *7*(41), 382–389.

Deepak Ranjan Sahoo, V. K. J. (2017). DERIVATIVES: A device for Risk Management. *International Journal of Multifaceted and Multilingual Studies*, *4*(Issue: X,).

Dr. Gupta M, Dr. M. U. (2014). *Financial Regulatory Framework*.

Dr. Harshal Raje, Mr. S. P., Dr. Ujjwal Mishra. (2020). Financial Analysis of Select Indian Public Sector Banks using CAMEL Approach. *Tathapi*, *19*(38), 193–212.

Dr. Lalkar P, Dr. M. U., Dr. Tejwani N, Dr. Rayate B. (2013). *Accounting for Business Decisions*.

Mishra, D. (2013). Knowledge Based Context Awareness Network Security For Wireless Networks. *International Journal of Computer Trends and Technology (IJCTT)*, *4*(10), 3751–3757.

Mishra, D. U. (n.d.). Inflation and its Impact on India Economy. *International Journal of Multifaceted and Multilingual Studies, ISSN (Online)*, 2350–0476.

Mishra, D. U., & Kadale, N. K. (2017). Mining Association Rules using R Environment. *International Journal of Computer Applications*, *157*(4).

Mishra, D., & Phansalkar, S. (2025). Blockchain Security in Focus: A Comprehensive Investigation into Threats, Smart Contract Security, Cross-Chain Bridges, Vulnerabilities Detection Tools & Techniques. *IEEE Access*.

Mishra, D., Deshpande, S., Anna, M. G., & Tiwari, A. (2024). Exploring the Ethical Dimensions and Societal Consequences of Affective Computing. *Affective Computing for Social Good: Enhancing Well-Being, Empathy, and Equity*, 91–105.

Mishra, Dr. U. (2013). The role of human resources and the challenges on globalization. *Anveshan IMR's* Management Research Journal, *3*(1), 34–37.

mishra, Dr. U. (2014). A Study on Motivational level of Managers and its impact on performance in Insurance industry at Pune city. *Aarhat Multi Disciplinary Education Research Journal (AMIERJ) Bi Monthly Peer Reviewed Journal*, *2*(4), 103–111.

Mishra, Dr. U. (2015). A Study on Impact of Interest rates and the performance of stock market. *International Journal of Advances in Management, Technology and Engineering Sciences, ISSN 2249-7455*, *4*(12(III)), 28–33.

Mishra, Dr. U. (2016). A study of consumer buying behaviour in organized retail sector: Electronic Industry (Samsung Televisions). *International Journal of Engineering and Management Research*, *6*(2), 401–406.

Mishra, Dr. U. M. (2022). Comparative study on a branding strategy of online ordering and delivery platform of food industry with reference of Zomato and Swiggy. *Journal of Positive Psychology*, *6*(3), 09.

Mishra, U. (2012). Competition and its impact on life insurance corporation of India ltd. *Anveshan IMR's* Management Research Journal, ISSN -0976-4186, *3*(2), 80–82.

Mishra, U. (2013a). A study of work culture and its impact on Life Insurance Corporation of India with reference to Amravati region. *VIIT Research Journal Baramati*, *2*(1), 80–84.

Mishra, U. (2013b). Impact of performance of commodity market on Equity market. *National Conference on The Changing Trends in Indian Capital Market. Sponsored by Indian Council of Social Sciences and Research*, *1*(1), 311–317.

Mishra, U. M., & Borole, M. C. (2017). A Comparative Risk Analysis of Kotak Select Focus Fund (G) Mutual Fund Scheme. *Imperial Journal of Interdisciplinary Research*, *3*(3), 4.

Mishra, U. M., & Dash, A. S. (n.d.). The Future of Healthcare Finance with Blockchain: Predictions and Trends. *Decentralized Healing*, 367–392.

Mishra, U. M., & Pawaskar, J. R. (2017). A study of non-performing assets and its impact on banking sector. *Journal for Research*, *3*(1).

Mishra, U. M., & Peerapur, V. (2016). Comparative Analysis of Birla Sun Life Mutual Fund Schemes with other Asset Management Company's Schemes. *International Journal of Engineering and Management Research (IJEMR)*, *6*(1), 241–244.

Mishra, U., & Dash, A. S. (2025). A novel approach of stock price forecasting model using NLU-based sentiment analysis and deep learning LSTM model. *Neural Computing and Applications*, 1–30.

Mishra, U., & Raje, H. (2019). Fundamental Analysis of selected banks for Investment Decisions. *International Journal of Research in Social Sciences*, *9*(2).

Naik, D. T. (n.d.). *Knowledge Based Network Security Situation Awareness for Computer Networks*.

Phansalkar, S., Mishra, D., Chaube, N., & Sonkamble, R. (2023). Towards adoption of green blockchain with emphasis on blockchain type, consensus protocols, data sharding and smart contracts. *2023 IEEE International Conference on Blockchain and Distributed Systems Security (ICBDS)*, 1–8.

Pol, A., Raje, H., & Mishra, U. (2021). Comparative performance analysis of selected mutual fund schemes in tax saver category. *PalArch's* Journal of Archaeology of Egypt/Egyptology, *18*(7), 2325–2337.

Raje, H., & Mishra, U. (n.d.). *COMPARATIVE PERFORMANCE ANALYSIS OF SELECT MUTUAL FUND SCHEMES IN TAX SAVER CATEGORY*.

Sahoo, D. D. R., and Dr Vaishali Deepak Sahoo. (2026a). *Personal Finance for Millennials & Gen Z: From Broke to Building Wealth.*

Sahoo, D. D. R., and Dr Vaishali Deepak Sahoo. (2026b). *Wealth Begins Within: The Psychology of Money, Meaning, and the Mind.*

Sahoo, D. D. R., and Dr Vaishali Deepak Sahoo. n. d. (2026). *DERIVATIVES AND EQUITY MARKETS: A Comprehensive Academic Book*.

Sahoo, D. R. (2017a). Creative Accounting: A Critical Study. *International Journal of Multifaceted and Multilingual Studies*, *4*(IX).

Sahoo, D. R. (2017b). Emotional Intelligence: Managing Stress and Anxiety at work place. *International Journal of Multifaceted and Multilingual Studies*, *4*(IX).

Sahoo, D. R. (2018). Corporate Governance: Need of the Hour (Companies Act 2013). *International Journal of Management Studies (IJMS)*, *4*(ii).

Sahoo, D. R., & Deepak, S. V. (2024a). Exploring the Ethical Perspectives of Sustainable Finance: A Research Study. In *Advances in Business Strategy and Competitive Advantage* (pp. 119–142). IGI Global.

Sahoo, D. R., & Deepak, S. V. (2024b). Exploring the Nexus of Sustainable Finance: ESG Ethical Framework Practices. In *Ethical Quandaries in Business Practices: Exploring Morality and Social Responsibility* (pp. 253–280). IGI Global.

Sahoo, D. R., & Jagatp, V. K. (2017). IND AS 109: Its impact on Financial Statements. *International Research Journal Of Multidisciplinary Studies*, *3*(12), 1–5.

Sahoo, D. R., & Sahoo, V. D. (2026). Crypto Derivatives Markets: Price Discovery, Volatility Dynamics, Market Efficiency, and DeFi Risk: A Structural Analysis. *Journal of Engineering and Technology Management*, *80*(April-June), 774–799.

Sahoo, V. D., & Sahoo, D. R. (2025a). Promoting inclusivity: Corporate social responsibility in game-based learning and professional employment. In *Game-based education approaches to inclusive business management* (pp. 101–126). IGI Global Scientific Publishing.

Sahoo, V. D., & Sahoo, D. R. (2025b). Prospective of Blockchain in Derivative Markets: An Empirical Review. *Innovations in Blockchain-Powered Intelligence and Cognitive Internet of Things (CIoT)*, 229–252.

Sahoo, V. D., & Sahoo, D. R. (n.d.). Stablecoin Peg Stability, Systemic Risk, and the Architecture of Monetary Fragility: Evidence from Markov Regime-Switching, On-Chain Contagion Networks, and Algorithmic Collapse Dynamics. *Systemic Risk, and the Architecture of Monetary Fragility: Evidence from Markov Regime-Switching, On-Chain Contagion Networks, and Algorithmic Collapse Dynamics*.

Shekhar, S., Chaurasiya, S., & Mishra, D. (n.d.). *Smart Reselling: Leveraging MERN Stack and AI for Intelligent Bidding in E-Commerce*.

Shende, M. A., & Sahoo, D. R. (2021). Talent Management critical implications and Strategic approach reference to employer and employees prospective. *International Research Journal of Management Sociology & Humanities*, *12*(7), 165–174.

Shrihari Chaurasiya, D. U. M., Swarnim Shekhar. (2025). Smart Reselling: Leveraging MERN Stack and AI for Intelligent Bidding in E-Commerce. *International Journal of Advanced Research in Science, Communication and Technology*, *5*, 402–410.

Siddiqui, Dr. U. M., & Irfan, D. (2015). Motivational level of employees and its effects on overall performance in insurance sector. *International Journal of Innovative Research and Preactices*, *3*(2), 43–49.

Dr. Ujjwal M. Mishra, Mr. C. B. (2017). A Comparative risk analysis of Kotak selected focus fund (G) Mutual fund scheme. *Https://Www.Ijrar.Org/Papers/IJRAR19UP003.Pdf*, *3*(3), 4.

Dr. Ujjwal M. Mishra, Mr. N. C. (2018). Financial Performance of Selected Automobile Companies.

International Journal of Research in Finance and Marketing (IJRFM), *8*(8), 51–58.

Dr. Ujjwal M. Mishra, Ms. A. K. R. (2019). Risk Analysis of Selected Mutual Fund Scheme. *International Journal of Research and Analytical Reviews (IJRAR)*, *6*(1), 13–19.

Dr. Ujjwal Mishra, A. G. (2017). A Study on Impact of Accounts Receivable on Working Capital and Profitability at S. H. Kelkar Ltd Company, Mumbai. *International Journal of Research in Finance and Marketing (IJRFM)*, *7*(6), 1–6.

Dr. Ujjwal Mishra, C. S. (2014). A Study on Preference of mobile brands among the students in Pune city India. *The International Manager*, *1*(IV), 08.

Dr. Ujjwal Mishra, Dr. I. S. (2015). A Study on HDFC Bank stock price performance for investment decision with the help of technical analysis. *International Journal for Engineering Applications and Technology* ; ISSN:2321-8134, *5*, 289–295.

Dr. Ujjwal Mishra, M. P. N. (2016). A Study on credit risk management and apprisal process at punjab national bank, Nagpur. *International Journal of Multifaceted and Multilingual Studies*, *3*(2), 1–8.

Dr. Ujjwal Mishra, Mr. A. D. (2023). sentiment analysis Using Machine learning for Forecasting Indian Stock Trend: A Brief Survey. *FINANCE: THEORY AND PRACTICE, Vol. 27, No. 6'*2023 F I N A N C E T P.F A.R u, *27*(6), 136–147.

Dr. Ujjwal Mishra, Mr. A. K. (2017). A Study of various ways of tax avoidance and tax envasion in agricultural sector and their effect. *Journal for Research*, *3*(04), 4–8.

Dr. Ujjwal Mishra, Mr. V. P. (2016). Comparative analysis of Birla Sun Life Mutual fund schemes with other asset management company schemes. *International Journal of Engineering and Management*, *6*(1), 241–244.

Zheng, B. (2026). Integrating blockchain technology with financial systems to enhance transparency and efficiency. *Kuwait Journal of Science*, *53*(3), 100613. https://doi.org/10.1016/j.kjs.2026.100613