

## Covid-19 Future Forecasting using Supervised Machine Learning

**Student name: Sushma**

Department of computer of science & engineering

Faculty of engineering & technology

(exclusively for women's)

Sharnbasva university,kalaburgi

**Asst.Prof: Jyoti Neginal**

Department of computer of science & engineering

Faculty of engineering & technology

(exclusively for women's)

Sharnbasva university,kalaburgi

### **ABSTRACT:**

Machine learning (M-L) based forecasting techniques have demonstrated their value in predicting perioperative outcomes in order to improve decision-making about the future course of action. The identification and ranking of negative aspects for a threat was a long-standing need in many application areas where ML models were deployed. Many prediction techniques are now in use to address forecasting issues. This work shows how machine learning (M-L) models can be used to forecast the amount of COVID-19 patients who will be affected in the future, which is currently believed to be a threat to humanity. In this work, the threatening elements of COVID-19 were anticipated using four common forecasting models, Data collection, Construction of networks, Analysis of spreader nodes and Analysis of results. Each model predicts one of three things: the number of newly infected cases, the number of fatalities, and the number of recoveries over the course of the next days. The study's Findings indicate that there is a possible benefit to using these methods in the current COVID-19 pandemic scenario strategy. The findings show that the outperforms Construction of networks is the best in forecasting new confirmed cases,

mortality rates, and recovery rates, followed by Analysis of spreader nodes and Analysis of results, while does badly in all situations where predictions are made using the dataset that is currently available.

**KEYWORDS:**covid19,networks,forecasting,prediction ,machine learning

**INTRODUCTION:** A recently identified coronavirus is responsible for the respiratory condition known as coronavirus illness (COVID-19). Fever, a dry cough, and fatigue are some of the signs and symptoms of this illness. Aches and pains, stuffy nose, headaches, sore throats, and a loss of taste and smell are some of the symptoms. known as anosmia are other symptoms.

Additionally, it leads to a disease called parosmia, which makes pleasant odors in tolerable. Ol factory damage brought on by the virus is one reason for the symptoms of parosmia. Lung injury from COVID-19 may result in pneumonia. Through the respiratory system, the virus may spread and go into someone's lungs. The alveoli, which are fluid-filled air sacs, are damaged as a result of this.

The person's capacity to breathe in oxygen is therefore restricted by this trend.

Continuous oxygen deprivation may harm many of the body's organs, leading to heart attacks, renal failure, and other potentially fatal illnesses. The risk of COVID-19 pneumonia is highest in those with pre-existing diseases including cancer, diabetes, high blood pressure, renal, or liver disease, including but not limited to asthma. The severe symptoms of this illness are more likely to affect those over the age of 65. The illness has spread widely, and both the number of cases and the number of fatalities seem to be rising sharply every day. Over the last ten years, ML has established itself as a leading area of research by successfully resolving a large number of very challenging and complicated real-world issues.

Nearly all of the real-world domains were represented in the application fields, including healthcare, Business applications, N-L-P (natural language processing), robotic intelligence, gaming, climate modelling, voice, and image processing are all examples of A-V (autonomous vehicles). Unlike conventional algorithms, which carry out programming directives, based on conditional statements like if-else, M-L algorithms learn generally by trial and error. Among the most important applications of M-L stays forecasting; several common M-L algorithms have been used in this field to direct the future course of action required in a variety of application domains, such as weather forecasting, illness forecasting, stock market forecasting, and disease prediction.

Numerous models using regression and neural networks are widely applicable in forecasting future patient conditions for a given illness. Numerous research have been conducted utilizing machine learning techniques to anticipate different diseases, such as breast cancer,

coronary artery disease, and cardiovascular disease. The research is particularly concerned with the live forecasting of COVID-19 definite cases as well as the prediction of the COVID-19 epidemic and prompt intervention.

When making decisions to address the current situation and direct early actions to manage certain illnesses very successfully, these prediction algorithms may be quite useful. The spread of COVID-19 can be slowed down by using intelligent humanoid robots with AI assistance. In Italy, patients' blood pressure, oxygen saturation, and temperature are measured by robots.

Robots may also be used to distribute food and medication, test for COVID-19, clean and sterilize public spaces, amuse patients in hospitals and detention facilities, and disinfect and sterilize public spaces. This lessens the burden of physicians and nurses. Another AI use in COVID-19 is the prediction of viral propagation and the provision of instructions or preventative actions.

There are two places where real-time COVID-19 data is compiled: Kaggle and GitHub. This covers confirmed instances, ongoing cases, treated patients, and fatalities in each nation.

## **METHODOLOGY**

As was already revealed, COVID-19 is causing a pandemic that is affecting the entire planet, and this study's analysis reveals that the way the sickness develops in other nations differs. Different approaches have been developed as a result of the discovery of the majority of spreader nodes in complex systems. These methodologies rely on mathematical models, statistical physics analogies, or computations of the network's structural information.

It is crucial to mention that we now employ the multiplex network technique because there are at least five different

types of complicated systems to analyse (for more information, see Materials and Methods). As a result, we summarise the major studies on multiplex networks, resilience, spreaders nodes, and COVID-19 that have been found in the pertinent literature.

The most notable research on methods for identifying spreaders in networks based on important data are:

The primary benefit of optimization models is that they can ensure the best answer to the issue. Some approaches, however, are reliant on the network's topology.

Additionally, removing nodes at random has very little impact on transmission; but, picking precisely which nodes to eliminate can result in the system collapsing. Finding the components necessary for network connectivity is so crucial.

The analysis Based on the modelling of two multiplex networks with a total of five levels in this study, each level highlights the similarities between the countries for different sorts of data. of features.

In order to reduce the drawbacks of using only one set of nodes, the idea behind modelling To recognise the spreader nodes, there are five different sorts of layers. This method can therefore be used to determine the nations that, based on a variety of factors, are the most responsible for the spread of COVID-19.

In order to determine which countries contain the spreader countries of In COVID-19, we employ the multiplex

network approach along with a modified version of the Vertex Separator Problem to pinpoint the nations whose links, when removed from all network layers, result in the system's collapse..

The fundamental benefit of this strategy is that it enables the fusion of data from diverse disciplines, including economics, health, and transportation. Therefore, using this method, we can construct the networks that aid in our understanding of the system's dynamics investigated and quantify the interaction between the various countries (in this case, the spread of COVID-19).It's important to highlight that we quantify the dynamics of COVID-19'sbehaviour using data up to May 15, 2020.As a result, one of the study's limitations is that the dynamics of the system can change when one or more variables are drastically changed. The collection of spreader countries that we discover can then be kept if the behaviour of the variables is maintained because COVID-19 data is updated daily; If not, we must redesign the networks in order to perform a new analysis.

Even though We are schematizing the COVID-19's dynamics.spread behaviour, the analysis is subject to the presence of factors that significantly change one or more multiplex network levels. However, the set of spreader countries discovered will not alter as long as the behavioural patterns are kept constant within the 95% level of certainty.

The spreaders set includes nations with high, medium, or low values for many sociocultural and economic characteristics; nevertheless, the characteristic that all

nations have is a high value for air links. The findings show that the methodology is capable of causing the 5-layer multiplex network to collapse, assisting in the identification of the spreader nations, and obtaining a classification of the countries according to their characteristics.

On the other side, we can certify that in order to stop a second global COVID-19 breakout, the countries near the meeting point of the two distinct groups must both improve their sanitary standards and control airflow. In contrast, the nations at the union of the two separate sets must only strengthen their sanitary standards.

We can confirm that the likelihood of a second COVID 19 breakout can be decreased by changing the relationships of the air flow; nonetheless, we are unable to determine how much it can help based on the data gathered and modelled (till May 15, 2020).

Finally, we are creating a simulation engine built on COVID-19 prediction models in 165 countries and the methodology described in this work in order to explore and analyse the behaviour of the COVID-19 propagation.

#### **EXISTING SYSTEM:**

Numerous mathematical and statistical models have been employed specifically for COVID-19 to forecast the course of the pandemic and even to calculate its economic consequences.. At present a model denote dasi SEIR to chart the pandemic pathin Wuhan China ,and thus they could precede the date of maximum contagion. A created a model based on networks to specify the molecular aspects of pathogenic phenotypes in coronavirus infections.And a mathematical model to forecast the

spread rates of three pneumonia cases: S-A-R-S, COVID-19,, and MERS.

However, Chin suggests a method to recognise spatial superspreaders with daily passenger data from public transport in Singapore.Astochastic mathematical model to predict the number of infections in India.At present ananalysis based on several mathematical models to evaluate the preventive measures implemented in Wuhan, and they include that the actions hadacrucial effect on the spread of the pandemic.

#### **DISADVANTAGES:**

- 1.In the existing work,the system is low effective due to lack of supervised learning model.
- 2 This system is less performance due to lack of the finding numberof Covid19 cases.

#### **PROPOSED SYSTEM:**

The current work is set up as follows: Associated Work, we highlight the key publications from the past years' particular literature on COVID-19, Spreaders, multiplex network robustness, and complicated networks.We outline the key traits and the modelling procedure in Materials and Methods for monoplex and multiplex networks. The analysis of the numerical results is shown in the results. Finally, we discuss an overview of the work in Conclusions. We describe the main features and limitations of the work under Limitations of the Study and Discussion.

#### **ADVANTAGES:**

1. The existence of a 5-layer multiplex network makes the system more efficient.
2. The proposed system has no limits.

### **LITERATURE SURVEY:**

#### **[1].M. Douglas, "Mitigating the Wider Health Effects of the Response to the COVID-19 Pandemic," BMJ, 2020, Vol. 369**

1. This study aims to reduce close contact to reduce transmission.
2. But the measures have had such severe effects that many industries are reporting a decline in sales, and there has been panic buying in stores.
3. While paying attention to larger consequences on health and health equity, policymakers must strike a balance between these factors.
4. Progressive social policies can be used to avoid the negative consequences.

#### **[2] Epidemics wide degree and weight distributions, propagating on complicated networks, 2016 WeiWang, MingTang, and HaiFengZhang.**

1. To estimate the epidemic threshold and size, a unique knowledge-weight-based compartmental approach is devised in this study.
2. This strategy has been successful even in complicated networks with high diverse degree and weight distributions.

A thorough investigation of COVID-19 asymptomatic infections. This paper covers the features, management, and outcomes of asymptomatic COVID-19 infections in the hopes that it may aid in the early detection and management of this serious global public health problem. Ince the outbreak of coronavirus disease 2019(COVID-19) By late December 2019, it has posed serious problems and caused major devastation to more than 200 nations and areas worldwide. Although many

COVID-19 patients are asymptomatic or only have moderate symptoms, there is mounting evidence that individuals can still spread the virus to others. Screening for silent infections is challenging, which makes national prevention and control of this epidemic more challenging.

**[3]Identifying prominent spreaders in complex networks based on the gravity formula," LingLing Ma, Chuang Ma, and HaiFeng Zhang 2016's volume 3 of Physics A1.**In this research, We suggest a gravity index that uses the K-shell value of each node as a measure of its mass and the shortest path distance between two nodes as a measure of its distance to determine the important spreaders in complex networks.2.The comparison of the gravity index with a few well-known centralities, including degree, betweenness, closeness, k-shell, and so on, shows that our method can successfully identify the influential spreaders in both actual and synthetic networks.

#### **[4] Peter J. Mucha, Thomas Richardson, Kevin Macon, "Community structure in timedependent,Multiscaleand Multiplex networks",2017 vol-3**

- 1.The methods and applications used in network science are drawn from the natural, social, and information sciences..
- 2.This frame work allows one to study community structure in a very general setting encompassing networks with different sizes, numerous link types, and multiple complexity levels.
- 3.A generalized a network quality function framework that enabled us to research the community structure of arbitrary multislice networks was developed



[5]AWahid UIAshraf,“Newtons gravitation allow for link prediction in social networks”,2017.

1. Due to its many real-world applications, link prediction is a crucial topic of study in network science.
2. A variety of link prediction techniques are available. Most social theory-based methodologies used in the field of social networks assume that having more mutual friends between two users on a platform increases the likelihood that those two users would become friends in the future.
3. In this essay, Newton's law of global gravitation serves as our main source of inspiration.

## ARCHITECTURE:

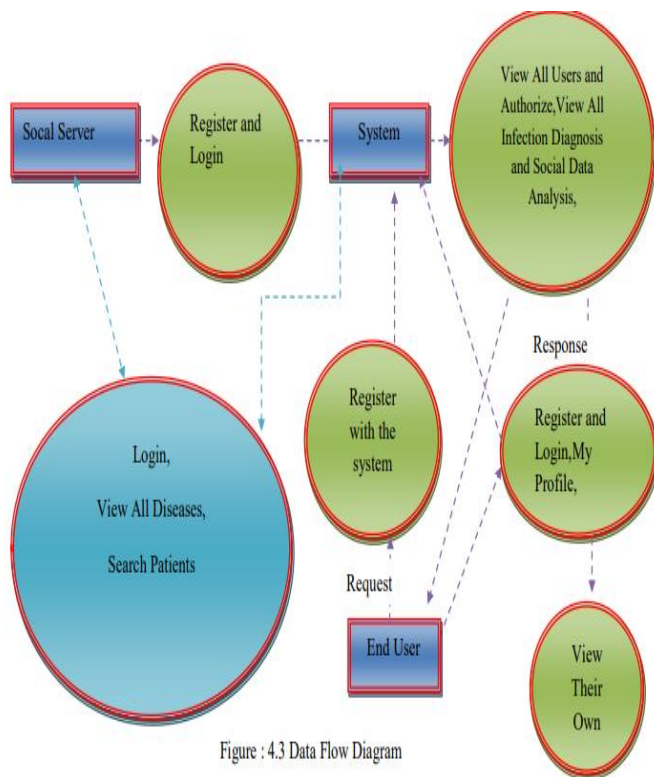


Figure : 4.3 Data Flow Diagram

**Figure: Architecture of covid-19 future forecasting using supervised machine learning**

## Results and Analysis:



Figure 1.home page

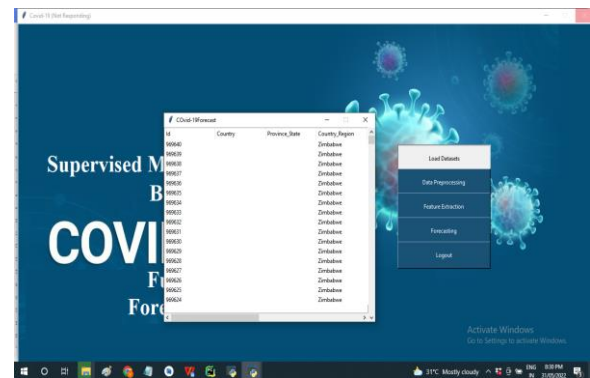


Figure 2: dataset of covid-19 infectors

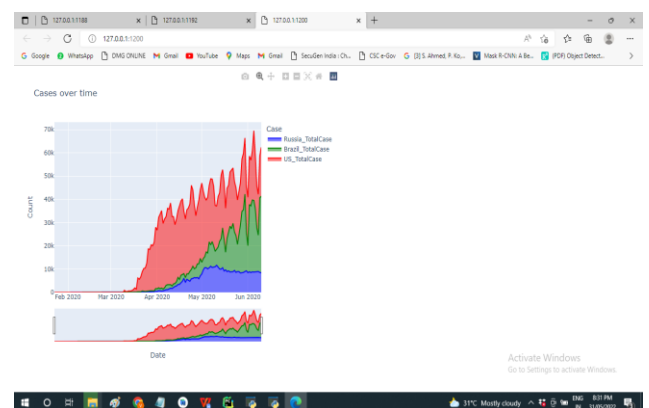


Figure 3:graph for covid-19 future forecasting

## **SYSTEM REQUIREMENTS:**

### **HARDWARE REQUIREMENTS:**

- System : Core i3
- Hard Disk : 100 GB.
- Monitor : 15 VGA Color.
- Mouse : Logitech.
- RAM : 1 GB.

### **SOFTWARE REQUIREMENTS:**

- Programming language: java
- Operating System: Windows 7 or above
- Front end: j2ee
- Library: OpenCV

## **CONCLUSION:**

With the help of their genetic SNP mutation data, this initiative attempts to diagnose a person's susceptibility to COVID-19. The Neural Network and Random Forest models created by this study using machine learning techniques had an accuracy of 0.91 and 0.92 in predicting an individual's likelihood of COVID-19 infection. These models show that symptoms like feeling cold or having trouble breathing are good indicators of COVID-19

disorders. Other findings from the model, like its ranking for co-occurring diseases, are similarly comparable with co-occurring pattern patterns seen in previous studies, reiterating the validity of these models and their predictions

## **REFERENCES:**

- [1].M. Douglas, "Mitigating the Wider Health Effects of the Response to the COVID-19 Pandemic," BMJ, 2020, Vol. 369
- [2] Epidemics wide degree and weight distributions, propagating on complicated networks, 2016 WeiWang, MingTang, and HaiFengZhang
- [3] Identifying prominent spreaders in complex networks based on the gravity formula," LingLing Ma, Chuang Ma, and HaiFeng Zhang 2016's volume 3 of Physics A
- [4] Peter J. Mucha, Thomas Richardson, Kevin Macon, "Community structure in time dependent, Multiscale and Multiplex networks", 2017 vol-3
- 5]AWahid UIAshraf, "Newtons gravitation allow for link prediction in social networks", 2017