

## Daily Expense Tracker

DR.K.ANANDAN<sup>1</sup>,G.THILAK PRASANTH<sup>2</sup>

<sup>1</sup>Assistant Professor, Department of Computer Applications,  
Nehru College of Management, Coimbatore, TamilNadu, India

<sup>2</sup>Student of II MCA, Department of Computer Applications,  
Nehru College of Management,Coimbatore, TamilNadu, India

### 1. Abstract

*An Android app called "Expense Tracker" was developed to help users maintain an electronic record of their daily outlays. The application allows users to categorize their spending and keeps track of their daily outlays. This application allows the user to monitor their daily, weekly, and Monthly outlay for. The program also helps by giving users an accurate view of their spending. User adhere to their spending plan. Every month at the conclusion, the application generates a report that lists the expenses. In a visual style. In order to facilitate users' comprehension of their spending habits, the application also features a Special feature that classifies the costs. Additionally, the application provides a user-accessible spending history that is always open. With the help of the expense tracker program, users can easily manage their expenses and make better financial decisions.*

### Keyword

*IDE, Expenses, Xml, Firebase, OS, Analytics, SDK, Category, Filter Transaction, Generate, PDF, Statement, Income*

### 2. Introduction

Expense Tracker is a useful application that facilitates efficient and easy tracking of expenses for individuals and businesses. This Android-based app allows users to easily track their spending patterns by dividing expenses into categories and allowing them to keep a digital log of their daily costs. By using this application, users can save money, organize their budgets, and handle their finances more expertly. The

Expense Tracker program has an easy-to-use and straightforward user interface and navigation. Because of the interface's simple design, users may add their spending fast and easily. Additionally, consumers have other ways to track their expenses, such as daily, weekly, and monthly. The application creates reports at the end of each month that provide a graphic representation of the spending.

One of the unique aspects of the Expense Tracker program is its ability to categorize expenses. With the help of this application, users may identify areas where they are spending more money and then make the required adjustments. Thanks to the application's offer of an expense history, users can view their past spending at any time. All

### **3. Problem statement**

Expense Tracker aims to address the problem of how hard it is to effectively limit spending. Due to their busy schedules, people in today's culture usually struggle to keep track of their daily expenses. They might not keep track of their purchases or misplace their receipts, which could lead to confusion and overspending. Furthermore, both individuals and organizations frequently struggle with setting and adhering to spending limits and developing budgets. Without an organized method for keeping track of expenditures, it may be difficult to identify areas where money is being squandered. Expense Tracker aims to address these problems by providing users with an easy-to-use and efficient means of monitoring their expenses. provides Tracker looks for solutions to these problems. The application allows users to easily enter and categorize their expenditure, track spending trends, and generate reports that provide them a complete picture of their financial status. Users of this programme can more efficiently

things considered, the Expense Tracker application is a helpful tool for individuals and organizations looking to monitor their expenditure and improve their financial management. It provides users with a simple and useful tool to monitor their expenditure and make more informed financial decisions.

monitor their expenditure and make good financial decisions.

### **4. Literature Survey –**

#### **4.1. Application for Expense Tracking**

-Users may keep a digital log of their daily expenses with Expense Tracker, a powerful and intuitive Android app. The feature's distribution by category may help users better understand their expenditures and make it easier for them to stay within their budget. The program offers monthly reports that include a graphical depiction of expenses and are categorized for a more in-depth analysis of spending trends. Additionally, Expense Tracker allows users to view their past spending at any moment by providing an expense history. You can successfully manage your finances, stay on top of your spending, and make informed financial decisions by using this straightforward program.

**4.2. Expense: A Clever Way to Monitor Daily Expense** - Keeping track of expenses is made easier with the help of the creative Android app

eExpense. Instead of using more conventional techniques like pen and paper, users can scan their invoices or receipts, and the application will automatically extract the data needed for processing. eExpense monitors the user's income by intercepting SMS messages from their savings accounts. By taking both income and expenses into account, the application provides users with a comprehensive monthly and annual view of their financial status. All things considered, eExpense is a clever and automated cost monitoring solution that streamlines the procedure and gives users the power to make informed financial decisions.

#### **4.3. Expense Tracker –**

A helpful Android software that enables users to keep a digital log of their daily costs is called "Expense Tracker." They can keep track of their earnings and expenses, and it alerts them when they go over their daily spending cap. The programme allows users to save any extra cash and generates reports each month to aid in effective money management. The money can then be put towards celebratory events like holidays, birthdays, or anniversaries. In conclusion, the Expense Tracker is a useful tool for encouraging good money management and saving practises

#### **4.4. An Android Based Mobile Application for Tracking Daily Expenses –**

As part of the study, Android-based smartphone software was developed that enhances financial discipline by tracking and managing individual costs. The application was designed with diagrams and was subsequently created with MySQL and Java. Tests for the application's functionality, maintenance of data consistency and integrity, and rejection of incorrect inputs were all passed. With software, you can promote economic growth and enhance financial stability in a simple, safe, and portable manner.

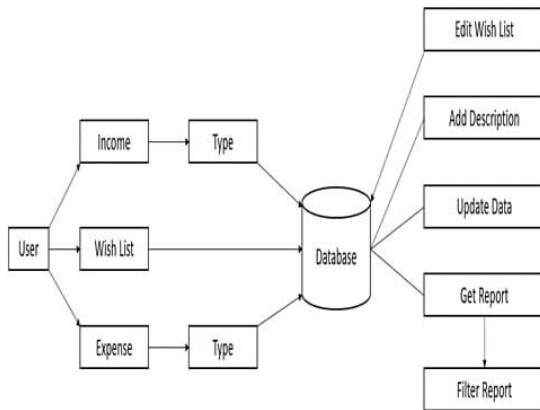
#### **4.5. Expense Manager: An Expense Tracking Application–**

By utilizing the included advanced expense tracker, users may successfully manage their monthly spending and cut down on entertainment. Users are able to establish a monthly cap and create custom categories with corresponding constraints. Artificial intelligence is used by software to classify receipts, display visual expense figures, and notify users when their spending limit has been exceeded. To help consumers understand their overall spending habits, the software has created a smartphone application that scans receipts to analyze all purchases.

### **5. System design**

#### **5.1 Architecture diagram**

The architecture diagram shows how the websites works by the figure followed



## 5.2. Use case diagram

A Utilization Case Outline is an essential device in framework plans. It gives a visual portrayal of how clients connect with a framework. It fills in as a diagram for grasping the practical prerequisites of a framework according to a client's point of view, helping with the correspondence among partners and directing the improvement cycle.

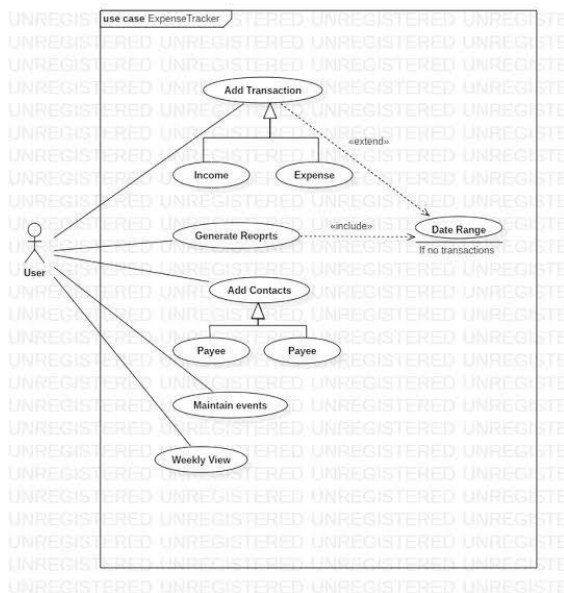


Figure.2.usecase diagram

## 6.Proposed Work –

Making a record of every everyday transaction is the project's main objective. We are utilizing Agile techniques in this project. Working with stakeholders on an ongoing basis, breaking down a project into phases, and making adjustments at every stage are all part of agile project management. As the teams go through cycles of planning, doing, and assessing, they cooperate with other teams and stakeholders in the project. The approach emphasizes how important it is to stay in constant contact with stakeholders in order to ensure project success. Agile project management techniques are widely used by teams because they allow them to respond quickly to changes in the market or client feedback without compromising long-term goals. Because it often ships in small increments and takes minimal planning, teams can easily get feedback on every change and affordably incorporate it into future plans. This approach helps teams become more adaptable and responsive to changes, which is essential in a fast-paced work environment. A smartphone software called Expense Tracker lets users keep tabs on their out-of-pocket costs. The program will be designed in two layers: a user interface for system interaction and a database tier for storing financial data. With several

categories to choose from and fields for users to enter the amount and method of payment, the system is made to function offline. After analyzing the data, the system will produce analytics showing which category the consumer spent the most money in. Users will be able to view and store their previous spending thanks to the user interface. In order to complete this project, we first gather the needs of the many consumers, just as they desire. After that, we begin project development. We start by creating the signup and login page. The user must authenticate themselves on this page. The dashboard page is the user's primary activity after this redirection. The user can view the different expenses they have incurred here. On the same page, clients also have the ability to add, remove, and change expenses. The user can get a pie chart-style summary of their costs on the second page. The user of this software can also add investments, make reminders, and receive payment notifications. When the spending cap is exceeded, the user will receive a notification.

### 6.1. Features

**Incomes:** Users can monitor their incomes with the help of the income module. Groups of incomes can be arranged. In order to make accounting easier, we additionally record the account that received the income

**Expenses:** By recording each and every expense, the Expenses' module enables customers to maintain a record of their spending. The costs are categorized, and

the amount is calculated along with the account from which each item was paid.

**Budget:** This particular budgeting module is unique. With the use of this function, customers can establish monthly spending, income, and savings caps. Subsequently, the user can allocate the intended expenditure amount among other categories

**Accounts:** accounts monitor your bank, card, cash, and e-wallet balances. To accomplish this, we allow you to register for an account and input the available balance. Any further transactions made with that account will be computed to maintain the most recent balance on your account.

**Overview:** This is a quick overview of all of your transactions, revenue, outlays, and spending plans. You can view your summary from any previous date by using our filtering option. **Settings:** You don't need to know how to code to quickly manage your profile and system settings using this module. **Multiuser:** Hellaplus optionally enables multiple user accounts, thus you can use it to develop a SaaS program.

### 7. Result

As a result we obtained the page where we can track our expenses, transactions, budget status and also activity. This helps an individual to maintain their expenses and keep them planned for the future plans. So by developing this we can help an individual to lead a stress free life and also it's a very pleasant



website to use and will be lot easier to handle than others. By the figures followed we can understand how the website will be.

### Activity Diagram :

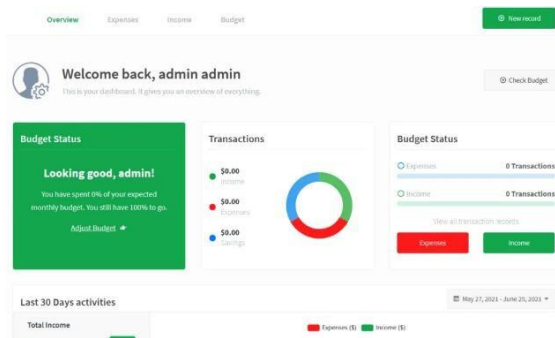


Figure.3

### SEQUENCE

### DIAGRAM:-

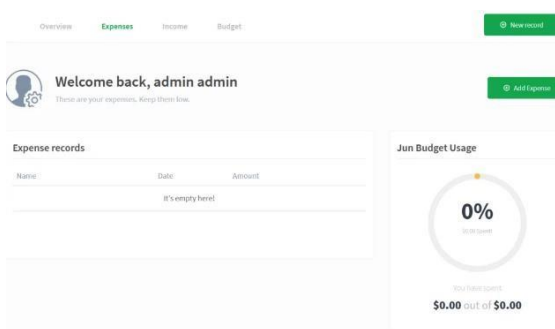


Figure.4

### Conclusion –

The expenditure tracker app is a useful tool for handling personal finances and promoting saving habits. By letting users record their income and expenses every day, the app helps users stay on top of their finances and avoid impulsive and unexpected spending. The software alerts users if they spend more than their daily spending limit and adds the excess money to their savings if they spend less. At the end of each month, the application

generates a summary of the user's expenses, which the user may use to look at their spending habits and identify areas where they can cut costs. All things considered, employing the expenditure tracker app is an excellent way to promote fiscal discipline and enhance financial sustainability.

### Reference-

1. S. A. Sabab, S. S. Islam, M. J. Rana and M. Hossain, "eExpense: A Smart Approach to Track Everyday Expense," 2018 4th International Conference on Electrical Engineering and Information & Communication Technology (iCEEICT), Dhaka, Bangladesh, 2018, pp. 136-141, doi: 10.1109/CEEICT.2018.8628070.
2. Expense Tracker Application Velmurugan.R1 , Mrs.P.Usha2 1PG Student, Department of Computer Science, Dr.N.G.P Arts And
3. Science College, Coimbatore-641048, Tamilnadu, India 2Assistant Professor, Department of Computer Science, Dr.N.G.P Arts And Science.College, Coimbatore641048, Tamil Nādu, India
4. Expense Tracker Prof Miriam Thomas1 , Lekshmi P2 , and Dr. Mahalakshmi T3 Assistant Professor, Master of Computer Application1 Student, Final Year Master of Computer Application2 Principal, Sree Narayana Institute ofTechnology Sree Narayana Institute ofTechnology, Kollam, Kerala