

DIGITAL IMAGE PROCESSING TECHNOLOGY

Sudesh Sadashiv Niungare

Abstract.

Computer digital image technology is a very important branch of the computer application discipline, and its application areas include measurement, computer- aided design, physics, three-dimensional simulation and other industries.

Moreover, with the improvement of computer hardware performance, image processing algorithms have improved the application of digital image processing

technology. This article focuses on the current digital image processing technology and its application status.

Introduction

Digital image processing technology is the use of computer technology to remove the image noise, enhance, segmentation, recovery and so on. The development of computer network technology has led to the development of digital image

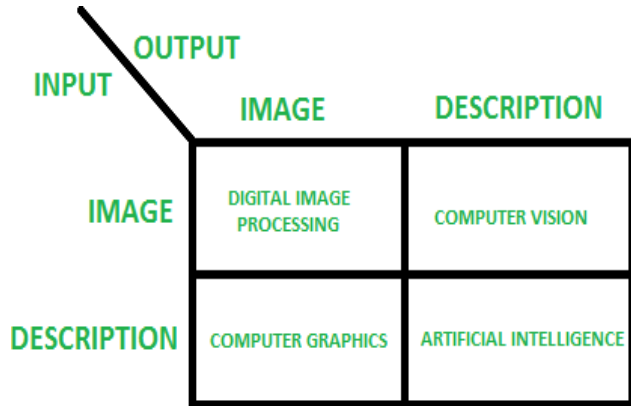
processing technology, the increasing level of mathematics, and the constant

demand for digital image processing technology from various industries in society, which has brought new opportunities for digital image technology and provided

advancement. In the 1920s, human beings used digital image processing

technology for the first time. They used cables to transfer photos between the United Kingdom and the United States. However, the quality of images transmitted was not very good. Therefore, image quality should be improved and optimized. It was not until the 1970s that digital image processing technology had been updated. The study of digital images at this stage also incorporated a pattern understanding system. As technology is continuously updated and applied to different fields, the requirements for digital image processing technology are getting higher and higher,

which also accelerates the development of digital image processing technology



Overview of Digital Image Processing Technology

Digital image processing, also known as computer image processing, refers to the process of converting an image signal into a digital signal and processing it with a computer. This process includes image enhancement, noise reduction,

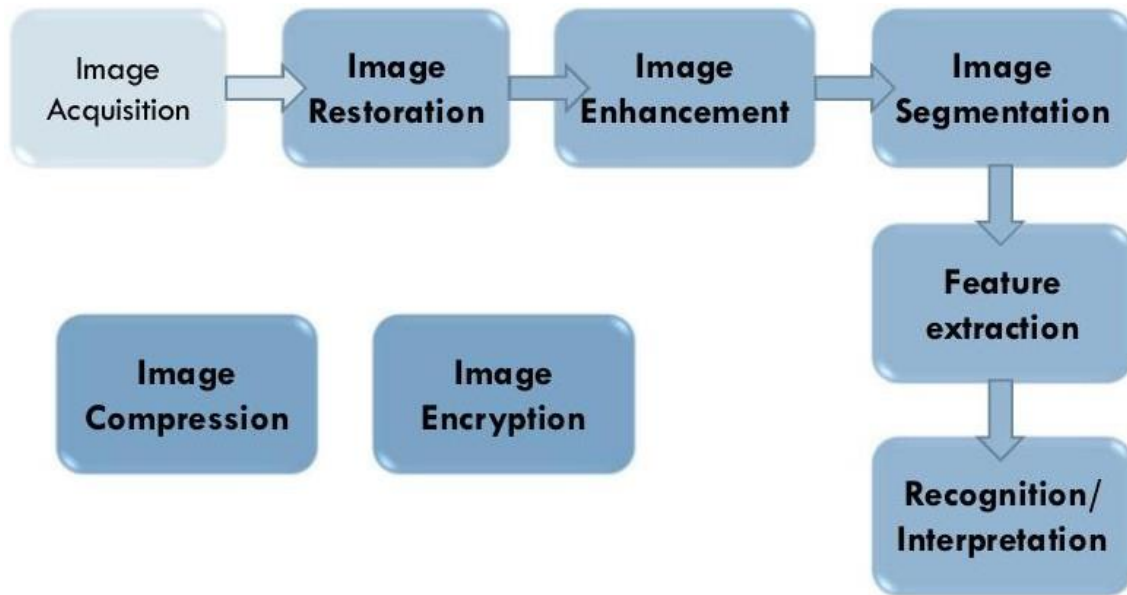
segmentation, restoration, encoding, compression, and extraction of features. The process of digital image processing is shown in figure. Image processing

technology cannot be developed without the development of computers, the development of mathematics, and the growth of application requirements in various industries. In the 1960s, the image processing technology began to be

applied more scientifically, and people used this technology to perform idealized processing of output images. After years of development, the current electronic image processing technology has the following characteristics: better reproducibility: Compared with traditional analog image processing and digital image processing will not be due to storage, copying, or transmission in image processing. Causes the change of image quality; The occupied frequency band is

wider: this is relative to the language information, the image information is several orders of magnitude larger than the frequency band of the language information, so the image information is more difficult in the process of operation; Applicable width: data sources can be obtained from various sources. Digital images can be processed from microscopes to astronomical telescopes. High flexibility:

Electronic images can be used almost as long as they can be expressed using mathematical formulas and mathematical logic.



Features of Digital Image Processing

Reproducibility are good: Digital image processing technology records and saves image information in binary format. As long as the original information is accurate, the processing of copying the image will not have any influence on the original image, and thus it can guarantee the real information. High processing resolution: Digital image processing technology differs from analog technology in that it records information in the form of pixel lattices. Therefore, the storage accuracy of an image largely depends on the number of quantization bits used in the conversion and the current digital image. It can have 8, 12, 16, or higher. Wide range of

applications: Given the basic principles of digital image processing technology, it can be derived from a variety of sources, from microbes to space images, from human skeletons to lakes and mountains. Without being limited to the target's

environment, they can accurately reflect their objective appearance and size. These images can all be processed

by the same processing method. Flexible processing: Traditional analog images are limited by the optical principles they generate, and thus cannot be processed in accordance with people's wishes, and can only be processed linearly; while digital images are different, it can be used for any operation including linearity. Operations and non-linear operations greatly increase the flexibility of processing and make processing easy. Large compression space: Since digital images record and preserve information in the form of pixels, the pixel points of the brother-in-law image are not encouraged by each other, but there is some kind of connection. As long as this link is identified, a certain means of recording can be used, without having to record pixel by pixel, thereby compressing the storage space. Especially for image images, the contents of the two frames before and after are often not very different, with more than 90% of the data being the same, and the compression ratio can be very large.

The Content of Digital Image Processing Technology

Acquisition of Images: First of all, from the image acquisition, that is, the imaging point of view: to image processing, we must first obtain the image. From the perspective of the imaging sensor, there is a general TV camera that can obtain general visible light image signals; there is an infrared camera that captures infrared specifically The image has a high practical value in the military; there are acoustic wave imaging, the use of material acoustic parameters on the impact of acoustic wave propagation, can obtain information and images of the internal structure of the opaque object; with x-ray imaging, the use of objects to the penetration of x-rays Different sex, obtain information on the internal shape of the object; have γ -ray imaging, use the imaging of γ -particles in the isotope to obtain information on the function of human organs, detect normal or abnormal function of human organs, and use nuclear magnetic resonance imaging to take advantage of the curve changes of different substances NMR , Get information on changes in human organs and more. These imaging techniques are very easy to use 2D imaging information, using tomography and other technologies, into 2D and 3D images. The development of these technologies has an extremely important role in the medical, military, and industrial development.

Types of Acquisition

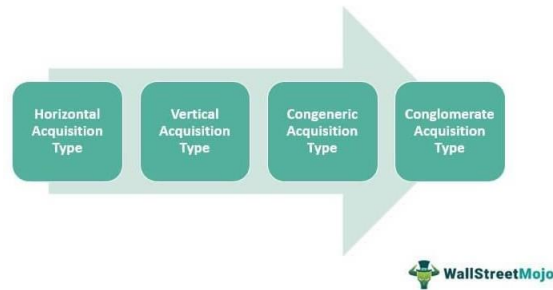


Image Enhancement and Recovery: The acquired images often have various distortions and disturbances. For example, there are defects in the imaging device.

For example, if the bandwidth limitation causes image blur, and the inevitable thermal noise in the imaging process and various interference noises from other interference sources, etc., in order to obtain good quality images required for people's observation processing, it is necessary to introduce image processing. This includes image enhancement and image restoration. The enhancement of the image is the use of enhanced contour edges for grayscale and color transformations,

making the image more suitable for people's needs of observation and processing. The complex principle of the image is to eliminate or reduce the damage and degradation of the image caused during image acquisition and transmission. This includes image blur, image interference, and noise, and the original image is obtained as much as possible. Image restoration is often a difficult and complex inverse filtering process. Especially when the process of causing image

degradation is more complicated and difficult to predict, image restoration is more difficult to perfect. Regardless of whether the image is enhanced or restored, all the pixels of the entire image must be calculated. The computational complexity of the image pixel is also enormous.



Image Compression: Another crucial issue in image processing is the compression of image data. Especially after acquiring a large number of static and dynamic images, the greatest difficulty encountered when transferring them to the user terminal or storing the images for future use is the huge amount of data of the images. For example, a frame of color image has a data amount of approximately 768 KB. If no image compression processing is performed, it is difficult to store a large amount of image data. At the same time, this problem also exists in the image transmission process, a large number of image data is difficult to quickly transfer, or the transmission of image quality requirements are very high (such as digital TV transmission rate to 100Mb / s), these are difficult transmission systems suffered. The compression of image information is a crucial issue in the storage and delivery of images, and even in the multimedia technologies mentioned later. Research on image compression coding has a long history. Up to now, new technologies and methods are still being explored. The image compression coding method mainly eliminates a large amount of data redundancy generated in the image storage process. For better results, high definition image compression coding methods such as predictive coding, transform coding, and entropy coding can be used.

Development of Digital Image Processing Technology

Since the United States began to obtain a large number of moon pictures via satellite and processed it using digital technology since 1964, more and more corresponding technologies have begun to be applied to image processing. Digital image processing also occupies an independent position as a science. The status of disciplines has begun to be used in scientific research in various fields. Another leap-forward development of image technology appeared in 1972. The sign was the birth of CT medical

technology. Under the guidance of this technology, an X-ray computed tomography device was used. According to the projection of the human head, the computer processed the data. Reconstructing cross-sectional images, this image reconstruction technique was later extended to a whole-body CT device and made contributions to human development across the times. Subsequently, digital image processing technology was used in more fields and developed into a new discipline of unlimited prospects. Ten years later, digital image processing technology also developed in the deeper direction. People began to build digital human vision systems through computers. This technology is called image understanding or computer vision. Many countries have invested a lot of research energy in this area and have made profound research results. Among them, the visual computing theory proposed at the end of the 1970s provided the guiding ideology for the later theoretical development of computer digital image technology, but theoretically As such, there are still many difficulties in practical operation. China began research on computer technology since the founding of the People's Republic of China. Since the reform and opening up, China's development in computer digital image processing technology has been very large. Even in some theoretical studies, it has caught up with the world's advanced level. With respect to the ability to collect imaging data, China successfully obtained a series of sensors and launches of Earth observation satellites to obtain timely and effective data on wind, sea, resources, and environmental disaster reduction, and achieved effective data. In addition, representatives of digital image processing technology in a wider range of fields are construction, traffic engineering and biomedical engineering. The application of digital image processing technology in these aspects can best reflect the current development of the technology. In the construction industry, digital image processing technology can convert the height, density, and other information that may affect building quality and the built environment into the image of the building or group of buildings to be constructed, so as to enable designers to plan more rationally; In the field of engineering, digital image technology and voice, text and other factors constitute the basic content of modern multimedia. In the process of transferring images, encoding technology is used to compress the bit amount of information. The current development content of this technology includes transform coding, etc. What may also play a role is wavelet transform image compression coding, branch coding and so on. In biomedical engineering, book image technology can objectively present the mechanism of human activities to researchers in the form of images, which has an irreplaceable role in the future, development of medicine.

Application of Digital Image Processing Technology

Digital image processing technology has made great progress in all walks of life. The application fields of digital image processing are shown in table 1. In remote sensing and aerospace, many countries have dispatched reconnaissance aircraft to take aerial photographs of target areas, and then used image processing techniques to analyze photographs. This saved manpower and physics, and could also obtain other useful information from pictures. Since the 1960s, the United States and other countries have launched resource remote sensing satellites. Due to the very poor imaging conditions, the quality of the image itself is not high, and digital image processing technology is required, such as scanning with a multi-band scanner. Imaging, image resolution is 30m and these images are converted to digital signals and processed. Digital image processing technology has been widely used in various countries, such as forest surveys, disaster monitoring, resource exploration, and urban planning.

Application analysis table of digital image processing FieldApplication:

- Physics and Chemistry
- Spectrum Analysis Biology and Medicine Cell analysis;
- CT; X-ray analysis
- Environment Protection Research of atmosphere Agriculture Estimation of plants
- Irrigation works Lake,
- River and dam
- Weather Cloud and weather report Communication Fax;
- TV;
- Phone Traffic Robot;
- Products Economics IC-card Military Missile guidance;
- training

The application of digital image processing technology to the aviation field can use JPL to better process the images returned by the Moon and Mars. It is used in aircraft remote sensing and satellite remote sensing technologies, mainly through reconnaissance aircraft to a certain area of the Earth. In aerial shooting, after the required photos are processed by the image, the digital code can be stored in the air, and then the satellite can pass through the processing center when the satellite passes over the area with the receiving station. The image is analyzed in real time, and judgment reading can be processed in this process using multiple digital image processing techniques. Digital image processing technology first came from the medical field. Therefore, in the field of biomedical engineering, digital image processing technology has also played a huge role. In addition to the above-mentioned CT, there are still some microscopic image processing technologies, mainly to identify Red blood cells, white blood cells, and chromosome analysis have played an important role in medical diagnosis and treatment of X-ray image enhancement, electrocardiogram analysis, and ultrasound image processing techniques. Digital image processing is applied to the medical field and is mainly used in image processing technologies such as medical ultrasound imaging and X-ray angiography. Digital image processing technology plays a very important role in the further diagnosis of diseases. The digital image processing technology is applied to the actual medical field. The process is to use the image overlay technology to carry out the non-destructive test; the use of image processing technology to analyze the intelligent material has played a positive role in human exploration of the microscopic properties of the material. In communication engineering, the main development trend of current communications is integrated multimedia communications. That is, televisions, computers, and telephones are combined and transmitted on digital communications networks. The most complex and difficult areas in the transmission process focus on images. In processing, for example, if the color television signal rate is more than 100 Mbit/s, the amount of bits needed to compress the information needs to be transmitted. Therefore, the key to the success of the technology is code compression. At present, new coding methods that the country are vigorously developing, such as wavelet transform image compression coding and adaptive image network coding, etc. In addition, digital image processing technology is often applied in communications

engineering. The application of communication mainly focuses on the design of sound words and the analysis of image data. It is an organic combination of television, telephone and computer. Digital image technology is particularly important in this process. It is code compression. The current coding techniques include transform coding, adaptive network coding, and wavelet transform image compression coding. In industrial and engineering, the main applications are focused on the quality of parts in automatic equipment wiring, stress analysis of elastic-mechanical photographs, and automatic sorting of postal letters, etc., as well as applications in intelligent robots. In military and public security, the application of digital image processing technology mainly focuses on precision guidance of missiles, investigation photographs, and transmission and display of images. In the area of public security, it is mainly used in the identification of human faces, fingerprint identification, and picture restoration. In addition to the application areas described above, the digital image processing technology has also been widely used in television image editing, costume design, hairstyle design, and restoration of cultural materials. Digital image processing technology can also be applied to the military and public security fields, and has played an active role in these two aspects. The application in military affairs is mainly applied to the transmission of images, the storage and display of images, etc., and is most commonly used in the application of automated command systems. The application in the public security field is applied to the public security personnel to analyze and interpret the pictures sent back, and has played a good effect. The most important in the public security system is the recognition of faces and the repair of incomplete images. The biological field is also using digital image processing technology. The biological treatment technology in agricultural production can be applied to this technology. During the process of sowing and harvesting of crops, it is bound to produce some pests and diseases, which will directly affect the farmers' harvest and economic income. The use of digital processing technology to identify and analyze pests and diseases, and extract their characteristics, to achieve the effect of intelligent identification, so as to find the common deadly substances, to reduce pests and diseases so that agriculture can be better developed.

Conclusion

To sum up, this paper first analyzes the research status and major application fields of digital image processing technology, and then studies the development trend of digital image technology. At present, digital image processing technology has been widely used in life. For example, applications in networks,

mobile phones, etc., the development of digital image processing technology is closely related to people's lives. With the continuous development of technology, digital image processing technology will continue to be obtained. Progress, these also need more people to study.

References

- [1] Kong Dali, Cui Yang. Research Status and Development Direction of Digital Image Processing Technology. Shandong Institute of Water Conservancy, 2012(04):11-14.
- [2] CHEN Bingquan, LIU Hongli, MENG Fanbin. Current Status and Development Direction of Digital Image Processing Technology. Journal of Jishou University (Natural Science Edition), 2009(01):63-70.
- [3] Lu Gejing. Discussion on the status quo and development of digital image processing technology. Computer Knowledge and Technology, 2012(33):8035-8036.
- [4] Ding Ke. Research and Development Direction of Digital Image Processing Technology. Economic Research Guide, 2013(18): 246-270.
- [5] Rafael C. Gonzalez, Richard E. Woods and Qiuqi Ruan (Translator): Digital Image Processing (Third Edition), Electronic Industry Press, China, 2017
- [6] Elham Yousef Kalafi, Woo Boon Tan and Christopher Town, etc. Automated identification of Monogeneans using digital image processing and K-nearest neighbour approaches. BMC Bioinformatics, 2016, Vol.17 (19)
- [7] Abdelgawad Mohamed, Watson Michael W L, Wheeler Aaron R. Hybrid microfluidics: a digital-to-channel interface for in-line sample processing and chemical separations. Lab on a Chip, 2009, 9(8).
- [8] Watson Michael W L, Jebrail Mais J, Wheeler Aaron R. Multilayer hybrid microfluidics: a digital-to-channel interface for sample processing and separations. Analytical Chemistry, 2010,