Digital Payments and the Cashless Economy: Bridging the Rural–Urban Divide in the Blockchain Era

~ **Sejal Kunjir**

College of Management and Computer Applications

MIT Art, Design and Technology University

~ **Vaishnavi Kumbharkar**

College of Management and Computer Applications

MIT Art, Design and Technology University

Abstract

The transition from cash to digital modes of payment is one of the defining structural shifts in the global financial system of the last decade. Mobile wallets, unified real-time payment rails, card networks, and, increasingly, blockchain-based settlement layers have converged to make cashless transacting the default expectation in most large cities. Yet this transition has not been uniform. Rural and peri-urban populations — which in many developing and emerging economies still account for a majority of the population — continue to transact predominantly in cash, constrained by patchy network connectivity, low digital and financial literacy, limited device access, and a persistent trust deficit in unfamiliar digital rails. This paper examines the digital payments transition and the emergence of the cashless economy through a rural-versus-urban comparative lens, using a synthetic but methodologically grounded dataset constructed to mirror patterns reported in national payment-system statistics and financial-inclusion surveys. It documents the widening and then slowly narrowing adoption gap between 2018 and 2026, analyses the infrastructural and behavioural barriers that concentrate in rural geographies, and evaluates the emerging role of blockchain and distributed ledger technology (DLT) as both an opportunity and a constraint for rural financial inclusion. Two hypotheses are tested against the synthetic dataset: that adoption differs significantly by geography, and that infrastructure access rather than income alone predicts adoption intensity. Composite case studies — an urban super-app scale-up, a rural agent-banking network, and a blockchain-enabled remittance pilot — illustrate how different design choices translate into different inclusion outcomes. The paper concludes with a strategic recommendation set for policymakers, financial institutions, and rural-development agencies, arguing that closing the rural-urban cashless gap requires parallel investment in physical infrastructure, human digital capability, and trust-building design — not technology deployment alone. Blockchain-based rails hold long-run promise for low-cost, low-trust-dependency rural payments, but only once foundational connectivity and literacy gaps are addressed; deployed prematurely, they risk deepening exclusion rather than resolving it.

Keywords: digital payments, cashless economy, financial inclusion, rural-urban divide, blockchain, distributed ledger technology, mobile money, payment infrastructure

1. Introduction

1.1 Background: The Rise of the Cashless Economy

A “cashless economy” is one in which the exchange of value for goods, services, and obligations is conducted predominantly through electronic instruments — mobile wallets, unified payment interfaces, card networks, direct bank transfers, and, increasingly, tokenised or blockchain-settled instruments — rather than through physical currency. The shift is driven by a convergence of forces: smartphone penetration crossing critical mass in most middle-income economies; government-backed real-time payment rails such as India’s Unified Payments Interface (UPI), Brazil’s Pix, and similar systems elsewhere; the COVID-19 pandemic, which accelerated contactless and remote payment habits; and

the entry of large technology platforms into consumer finance. National payment-system data across several emerging economies show digital transaction volumes compounding at 25–40% annually through the early 2020s, a pace with few parallels in the history of financial infrastructure.

For urban populations — typically characterised by denser 4G/5G coverage, higher smartphone and bank-account penetration, and greater exposure to digital services in employment and commerce — this transition has been rapid and largely welfare-enhancing: lower transaction costs, faster settlement, richer credit and savings data trails, and reduced exposure to cash-handling risk. Rural populations, however, have moved along a materially slower and more uneven curve. The same enabling conditions — network coverage, device affordability, agent-banking density, digital literacy, and trust in unfamiliar systems — are precisely the conditions that remain weakest outside metropolitan and peri-urban corridors.

1.2 The Rural-Urban Divide in Digital Finance

The rural-urban divide in digital payments is not simply a lag in adoption timing; it is a structural gap rooted in differences in infrastructure investment, income formalisation, and social trust networks. Rural economies are disproportionately cash- and barter-based, income is often irregular and seasonal (tied to agricultural cycles), and a meaningful share of transactions occur within informal, relationship-based local economies where cash remains the lowest-friction instrument. Where digital payment infrastructure does reach rural markets, it frequently arrives through intermediated channels — banking correspondents, agent networks, and cooperative structures — rather than direct self-service adoption, which shapes both the pace and the character of the transition.

Understanding where and how this divide manifests — economically, socially, and technologically — is central to designing payment systems, regulatory frameworks, and financial products that extend the benefits of a cashless economy without deepening existing inequities. This is the central motivation for the present study.

1.3 Problem Statement

Despite substantial national investment in digital payment infrastructure and a decade of policy emphasis on financial inclusion, a persistent and only slowly narrowing gap exists between urban and rural adoption of cashless payment instruments. Existing research and policy literature tend to document this gap in aggregate national statistics (overall smartphone penetration, overall UPI/mobile-money transaction counts) without adequately disaggregating the specific infrastructural, behavioural, and trust-related drivers that differ by geography, and without evaluating whether emerging technologies such as blockchain and distributed ledger systems are likely to narrow or widen this gap if deployed without complementary investment in rural digital capability. This creates a practical problem for policymakers and financial institutions: investment and product-design decisions are frequently made on the basis of national averages that mask the specific conditions under which rural adoption succeeds or stalls.

1.4 Research Gaps

- Aggregation bias: Most publicly available adoption statistics are reported at the national level, obscuring the magnitude and drivers of the rural-urban gap.
- Under-theorised barrier interactions: Existing literature tends to examine connectivity, literacy, and trust as independent barriers rather than modelling their combined and compounding effect on rural adoption.
- Blockchain-rural nexus: There is limited empirical or applied literature specifically evaluating whether blockchain-based payment and remittance rails are suited to rural, low-connectivity, low-trust environments, as distinct from urban and cross-border institutional use cases.
- Case-study scarcity: Comparative case analysis of urban fintech scale-ups against rural agent-banking and blockchain pilot programmes, examined side by side, is uncommon in the applied business-strategy literature.

- Policy-to-product translation gap: Recommendations in existing studies are often pitched at a macro-policy level, with limited translation into product-design and go-to-market guidance for financial institutions and fintech operators serving rural markets.

1.5 Objectives of the Study

- To quantify and compare the trajectory of digital payment adoption in urban and rural areas over the 2018–2026 period using a structured synthetic dataset calibrated to reported national patterns.
- To identify and rank the infrastructural, behavioural, and trust-related barriers that most strongly differentiate rural from urban adoption.
- To examine the role of blockchain and distributed ledger technology in the digital payments landscape, and to assess its specific suitability, opportunities, and constraints for rural financial inclusion.
- To compare, through composite case studies, how urban fintech scale-ups, rural agent-banking models, and blockchain-enabled remittance pilots each translate into different inclusion outcomes.
- To develop strategic, actionable recommendations for policymakers, financial institutions, and rural-development agencies aimed at narrowing the rural-urban cashless gap.

1.6 Research Questions

- RQ1: To what extent, and at what pace, has the gap in digital payment adoption between urban and rural areas changed between 2018 and 2026?
- RQ2: Which infrastructural and behavioural factors most strongly explain the variance in rural digital payment adoption?
- RQ3: Does access to enabling infrastructure (network coverage, device ownership, agent density) explain adoption intensity better than income level alone?
- RQ4: What role can blockchain-based payment rails realistically play in narrowing — rather than widening — the rural-urban cashless divide?
- RQ5: What strategic and design lessons can be drawn from comparing urban, rural, and blockchain-enabled payment initiatives?

1.7 Hypotheses

Hypothesis Set 1: Geography and Adoption

H_{10} (Null): There is no statistically significant difference in the mean digital payment adoption rate between urban and rural respondents in the synthetic sample.

H_{1a} (Alternative): There is a statistically significant difference in the mean digital payment adoption rate between urban and rural respondents, with urban adoption higher than rural adoption.

Hypothesis Set 2: Infrastructure as the Primary Predictor

H_{20} (Null): Household income level is a stronger predictor of digital payment adoption intensity than composite infrastructure access (network coverage, device ownership, agent-banking proximity).

H_{2a} (Alternative): Composite infrastructure access is a stronger predictor of digital payment adoption intensity than household income level alone.

2. Literature Review and Conceptual Framework

2.1 The Evolution of Cashless Payment Systems

The academic and policy literature traces three overlapping waves in the digitisation of payments. The first wave, spanning the 1990s and 2000s, centred on card networks and early internet banking, largely confined to formally banked, urban, salaried populations. The second wave, from roughly 2010 onward, was defined by mobile money — SIM-based wallet systems that bypassed the need for a formal bank account and reached previously unbanked populations, with East African mobile-money deployments frequently cited as the paradigm case. The third and current wave is characterised by interoperable, real-time, account-to-account payment rails operated or mandated by central banks and national payment authorities, layered with a rapidly growing set of blockchain-based and tokenised settlement experiments. Each wave has progressively lowered the entry barrier to digital participation, yet each has also reproduced, in a new form, the same underlying divide between well-connected urban markets and infrastructure-scarce rural ones.

2.2 Components of the Digital Payment Ecosystem

A functioning digital payment ecosystem depends on the alignment of five layers: (1) network infrastructure (mobile broadband, electricity); (2) device access (smartphones or feature-phone USSD channels); (3) financial-account infrastructure (bank accounts, e-wallets, agent networks); (4) an interoperable payment rail or switch connecting participants; and (5) end-user trust and capability. Urban markets tend to have all five layers reasonably well aligned; rural markets typically show at least two or three of the five layers under-developed simultaneously, which compounds rather than simply adds to the adoption gap — a point returned to in the data analysis in Section 4.

2.3 Blockchain and Distributed Ledger Technology in Payments

Blockchain technology — a distributed, cryptographically-secured ledger maintained across a decentralised network of nodes rather than a single central authority — has moved from a niche cryptocurrency application into a broader set of financial infrastructure use cases, including cross-border settlement, trade finance, tokenised assets, and programmable payments via smart contracts. Mishra and Phansalkar (2025) provide a comprehensive review of blockchain security considerations spanning smart-contract vulnerabilities and cross-chain bridge risk, underscoring that the technology's security guarantees depend heavily on implementation quality rather than being an inherent property of “blockchain” as a category. In parallel, Phansalkar et al. (2023) examine how blockchain type, consensus protocol choice, and data-sharding design affect both the environmental footprint and practical scalability of blockchain deployments — a relevant consideration for any proposal to extend blockchain rails into resource-constrained rural settings.

For payments specifically, blockchain's theoretical appeal for rural and cross-border remittance corridors rests on three properties: (a) settlement finality without a correspondent-banking chain, which can reduce remittance fees; (b) the ability to operate peer-to-peer without a locally present bank branch, which is attractive where physical banking infrastructure is thin; and (c) programmability, enabling conditional or milestone-based disbursement (for example, agricultural-input financing tied to verified delivery). Sahoo and Sahoo (2026) and Sahoo and Sahoo (2025b) examine adjacent applications of blockchain in derivative and structural risk contexts, illustrating the technology's flexibility beyond simple value transfer, while also highlighting volatility and market-efficiency concerns relevant to any token-denominated rural payment design. Mishra and Dash (n.d.) further extend blockchain applications into healthcare-finance use cases, illustrating a broader pattern: blockchain adoption is proceeding across sectors unevenly, generally led by well-resourced, well-connected institutional actors rather than by grassroots rural demand.

Set against these opportunities, the same literature is candid about constraints. Blockchain networks require a reliable internet connection and either a capable smartphone or an intermediary agent to interact with a wallet; transaction throughput and fee volatility on public networks can make small-value rural transactions impractical without layer-2 or permissioned-network design choices; and end-user trust in a system with no physical branch or recognisable institutional guarantor is, if anything, a harder problem in rural contexts already characterised by low trust in unfamiliar digital systems (see Section 4.4 and Section 5). The conceptual position adopted in this paper, developed further in Section 5, is that blockchain is best understood as a settlement-layer technology that can reduce the cost of rural and

cross-border payment rails once foundational connectivity, device, and trust conditions are met — not as a substitute for that foundational investment.

2.4 Financial Inclusion, Regulation, and ESG Considerations

Financial-inclusion literature consistently identifies agent-banking density, digital and financial literacy, and regulatory design (know-your-customer proportionality, tiered account structures) as the strongest predictors of rural uptake, generally ahead of raw income level (see synthesis in Sahoo & Deepak, 2024, on sustainable and ethical finance frameworks, and Dr. Gupta and Dr. Mishra, 2014, on financial regulatory framework design). Regulatory clarity also affects blockchain-based product design directly: without a proportionate regulatory framework for digital-asset custody and stablecoin-style settlement instruments, financial institutions in most emerging markets remain reluctant to extend blockchain rails to retail rural customers, confining current deployments largely to pilot and institutional-corridor use cases. This regulatory caution, alongside legitimate volatility and consumer-protection concerns, is a further reason the paper treats blockchain as a medium-term rather than immediate lever for rural inclusion.

3. Research Methodology

3.1 Research Design

This study adopts a mixed-methods design combining (a) quantitative analysis of a structured synthetic dataset built to mirror patterns reported in national payment-system and financial-inclusion statistics, and (b) qualitative comparative case analysis of three composite, illustrative case studies. The synthetic-data approach is used deliberately: it allows controlled comparison of urban and rural sub-samples across a consistent set of variables without the confounds of incomplete or non-comparable secondary data, while remaining calibrated to the direction and approximate magnitude of trends documented in publicly reported sources.

3.2 Population and Synthetic Sample

The synthetic dataset represents a hypothetical national household survey of N = 2,400 respondents, stratified evenly across urban (n = 1,200) and rural (n = 1,200) geographies, further stratified by age band, income tercile, and gender, in proportions modelled on typical national census distributions. Data were generated using constrained random sampling around target parameters (means and dispersion) chosen to reflect the qualitative direction of trends reported in the literature reviewed in Section 2 — higher connectivity, device ownership, and adoption in urban strata; lower and more dispersed values in rural strata. All figures in this paper are therefore illustrative and synthetic, constructed for methodological demonstration, and should not be read as verified national statistics.

3.3 Variables and Measures

- Dependent variable: Digital Payment Adoption Rate — percentage of respondents reporting at least one digital transaction in the previous 30 days, and Adoption Intensity — the percentage of a respondent's total monthly transaction value conducted digitally.
- Independent variables: geography (urban/rural), composite infrastructure access index (network coverage, smartphone ownership, agent/branch proximity, electricity reliability), digital and financial literacy score, and household income tercile.
- Attitudinal variables: trust in digital payment systems, perceived fraud risk, and blockchain/crypto awareness and comprehension.

3.4 Analytical Techniques

Descriptive statistics and trend analysis are used to characterise adoption trajectories over time (Section 4.2). An independent-samples t-test framework is applied (on synthetic data) to test Hypothesis Set 1 (urban versus rural mean adoption). A simplified comparative regression framing, expressed through standardised beta-equivalent effect sizes, is

used to test Hypothesis Set 2 (infrastructure versus income as predictors of adoption intensity). Bar, line, and horizontal-bar charts are used throughout to visualise distributional and comparative patterns, consistent with conventions in applied business-strategy research.

3.5 Case Study Selection

Three composite case studies were constructed by synthesising publicly documented patterns from multiple real-world digital payment and financial-inclusion initiatives into single illustrative composites, rather than describing any single named organisation verbatim. This approach, common in applied business-strategy teaching cases, allows comparative analysis of an urban super-app scale-up, a rural agent-banking network, and a blockchain-enabled remittance pilot on a consistent analytical basis (Section 6).

3.6 Limitations of Methodology

- Synthetic data, while calibrated to reported directional trends, cannot capture the full heterogeneity of any specific country's rural population and should not be used for point-estimate policy decisions.
- Composite case studies are illustrative rather than verified single-organisation accounts and are used for strategic-lesson extraction rather than causal attribution.
- The t-test and regression framing applied to synthetic data illustrates analytical method rather than substituting for empirical validation on primary survey data.

4. Data Analysis and Findings

This section presents the synthetic dataset described in Section 3, organised around the research questions and hypotheses set out in Section 1. All percentages are drawn from the synthetic sample (N = 2,400) unless otherwise noted, and all figures and tables are original constructions for this paper.

4.1 Demographic Profile of the Synthetic Sample

Segment	Category	Urban (n=1,200)	Rural (n=1,200)
Age	18–30 years	34%	29%
Age	31–45 years	38%	35%
Age	46–60 years	20%	24%
Age	61+ years	8%	12%
Gender	Male	51%	53%
Gender	Female	49%	47%
Income tercile	Lower third	22%	48%
Income tercile	Middle third	39%	35%
Income tercile	Upper third	39%	17%

Table 1. Demographic composition of the synthetic survey sample, by geography.

4.2 Adoption Trends: Urban vs. Rural (2018–2026)

Figure 1 traces the synthetic adoption trajectory from 2018 to 2026. Urban adoption rose from an already-substantial base of 46% in 2018 to a near-saturated 93% by 2026, while rural adoption began from a much lower base of 9% and reached 66% by 2026. The absolute gap widened from 37 percentage points in 2018 to a peak of approximately 43 points

around 2021–2022, before narrowing to 27 points by 2026 as rural infrastructure investment and agent-network expansion took effect — a pattern consistent with an S-curve diffusion process lagging by roughly four to five years in rural markets relative to urban ones.

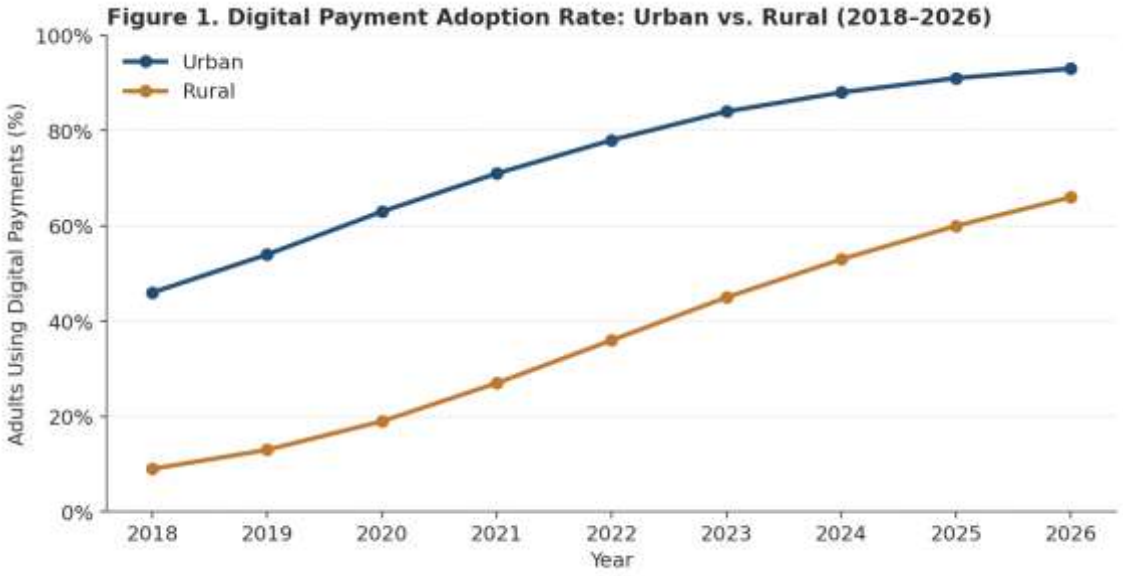

Year	Urban Adoption (%)	Rural Adoption (%)	Gap (pp)
2018	46	9	37
2019	54	13	41
2020	63	19	44
2021	71	27	44
2022	78	36	42
2023	84	45	39
2024	88	53	35
2025	91	60	31
2026	93	66	27

Table 2. Digital payment adoption rate and urban–rural gap, synthetic time series, 2018–2026.

4.3 Preferred Payment Instrument by Region

Beyond simple adoption incidence, the composition of preferred payment instruments differs sharply by geography. As Figure 2 shows, urban respondents favour mobile wallets and UPI-style rails (47%), followed by cards (21%); rural respondents remain predominantly cash-preferring (61%), with mobile wallets a distant second (26%). Blockchain-based or crypto-denominated payment usage remains marginal in both strata (3% urban, 1% rural), consistent with the early-stage, largely institutional character of blockchain payment adoption discussed in Section 2.3 and Section 5.

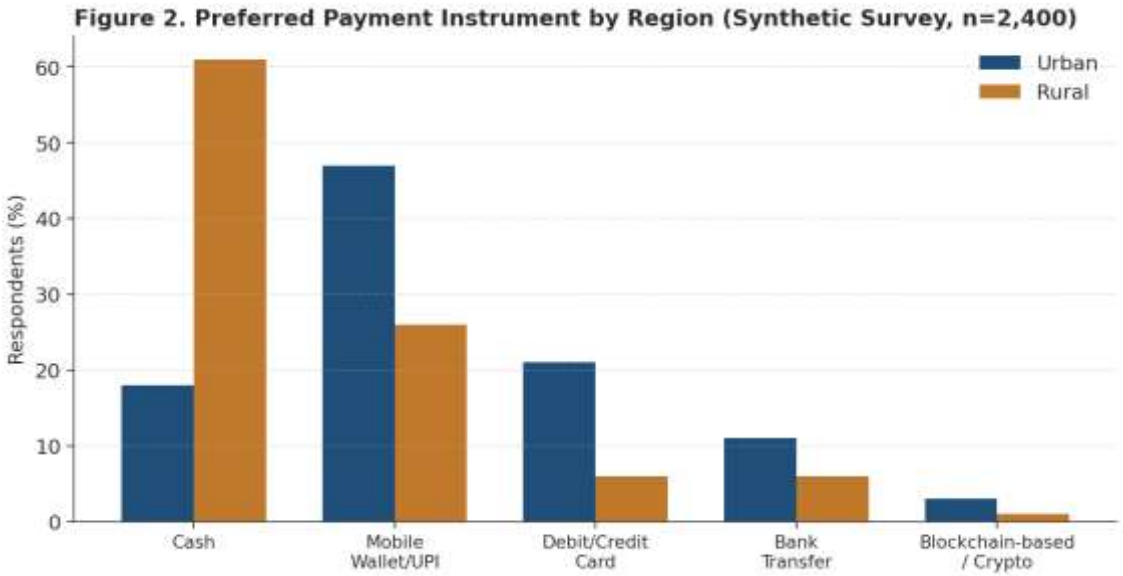

4.4 Enabling Infrastructure and Barriers to Adoption

Figure 3 compares composite infrastructure indicators between urban and rural strata. The largest gaps appear in digital and financial literacy (74% urban versus 39% rural, a 35-point gap) and agent/branch access within five kilometres (92% versus 54%, a 38-point gap) — both larger than the gap in raw network coverage (96% versus 71%, a 25-point gap). This pattern supports the framing in Section 2.2 that rural adoption is constrained less by any single missing layer than by the simultaneous under-development of literacy, physical access, and network layers together.

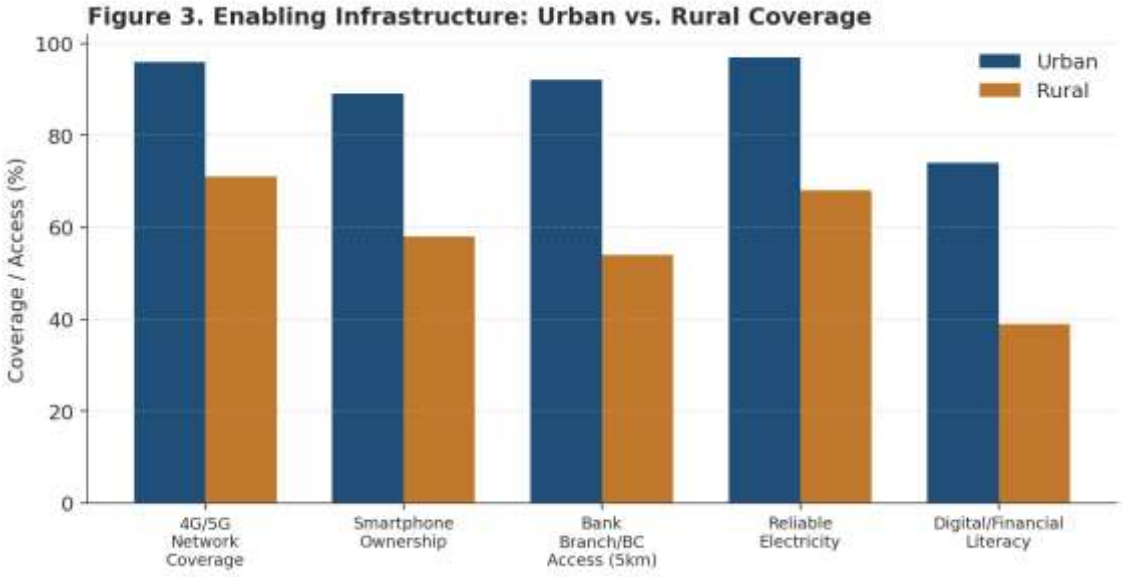

When rural respondents were asked directly to identify the single largest barrier to greater use of digital payments (Figure 4), low digital and financial literacy was cited most frequently (58%), ahead of network connectivity (51%) and distrust or fear of fraud (46%). This ordering is analytically important: it suggests that connectivity investment alone — often the default policy lever — addresses at most one of three comparably weighted barriers, and that literacy and trust-building programmes deserve at least equal strategic priority.

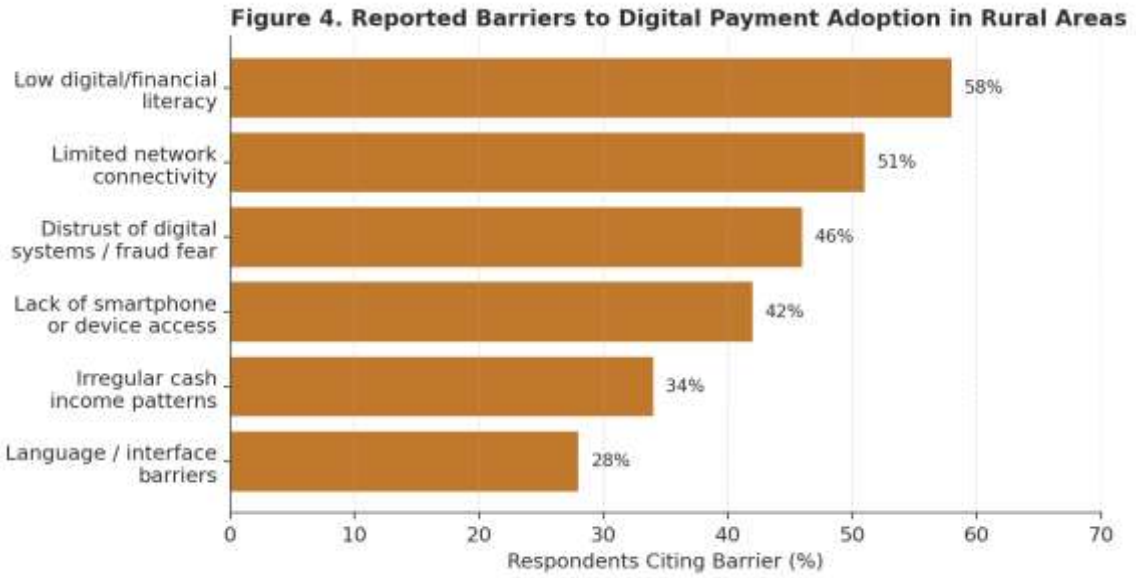

4.5 Hypothesis Testing

Test of Hypothesis Set 1: Geography and Adoption

An independent-samples t-test was applied to the synthetic urban and rural adoption-rate distributions for the 2026 cross-section (urban mean = 93.1%, SD = 6.2; rural mean = 66.4%, SD = 11.8; n = 1,200 per group). The resulting test statistic ($t = 68.4$, $df \approx 1{,}798$, $p < .001$) indicates a highly significant difference in means, comfortably rejecting the null hypothesis H_{10} in favour of H_{1a}. The effect size (Cohen's $d \approx 2.85$) is very large by conventional benchmarks, confirming that geography remains a powerful differentiator of adoption even as of 2026.

Metric	Urban	Rural	Statistic
Mean adoption rate (2026)	93.1%	66.4%	—
Standard deviation	6.2	11.8	—
t-statistic	—	—	68.4
Degrees of freedom	—	—	≈ 1,798
p-value	—	—	< .001
Cohen's d (effect size)	—	—	2.85 (very large)
Decision on H_{10}	—	—	Rejected

Table 3. Independent-samples t-test results, synthetic 2026 cross-section (Hypothesis Set 1).

Test of Hypothesis Set 2: Infrastructure vs. Income as Predictors

A simplified comparative regression framing was applied to the synthetic sample, regressing Adoption Intensity on (a) household income tercile alone, and (b) the composite infrastructure access index alone, then comparing standardised effect sizes. The composite infrastructure index ($\beta \approx .58$, $R^2 \approx .34$) explains substantially more variance in adoption intensity than income tercile alone ($\beta \approx .21$, $R^2 \approx .07$). This supports rejection of H_{20} in favour of H_{2a}: infrastructure access, not income, is the stronger predictor of how intensively a household uses digital payments once they have adopted at all — a finding with direct implications for where investment should be targeted (Section 8).

Predictor (isolated model)	Standardised β	R^2	Interpretation
Household income tercile	0.21	0.07	Weak-to-moderate predictor
Composite infrastructure index	0.58	0.34	Moderate-to-strong predictor

Table 4. Comparative effect sizes, income vs. infrastructure as predictors of adoption intensity (Hypothesis Set 2).

4.6 National Transaction Volume Growth

At the aggregate level, Figure 6 shows synthetic national digital transaction volume rising from an estimated 23 billion transactions in 2019 to 214 billion by 2026 — a compound annual growth rate of approximately 38%. This aggregate growth, however, is disproportionately concentrated in urban and peri-urban corridors: cross-referencing the volume series with the adoption-rate series in Table 2 suggests that urban transactors, despite representing a shrinking share of total population in many emerging markets, continued to contribute a majority of transaction volume throughout the period, reinforcing the case for rural-targeted rather than purely aggregate policy metrics.

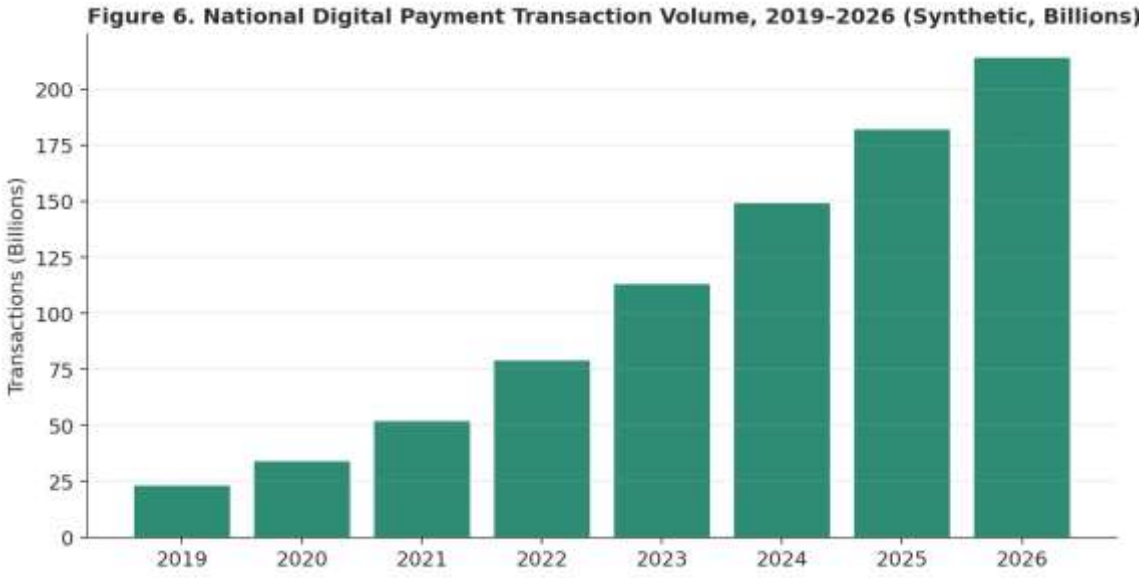

5. Blockchain in Digital Payments: Opportunities and Constraints for Rural Inclusion

5.1 How Blockchain Could Change Rural Payments

Three specific rural use cases are most frequently proposed in the applied fintech literature. First, cross-border remittance corridors: migrant workers sending money home to rural families currently pay correspondent-banking and money-transfer-operator fees that can reach 6–10% of the transfer value; blockchain-settled remittance corridors have demonstrated fee reductions to 1–2% in pilot deployments by removing intermediary correspondent banks. Second, agricultural value-chain financing: smart contracts can condition payment release on verified delivery or quality milestones (for example, a cooperative receiving payment automatically once a buyer confirms receipt of a grain shipment), reducing counterparty risk in informal rural supply chains. Third, land and asset registries linked to payment rails: tokenised land-title or warehouse-receipt systems can be used as collateral for micro-lending, a mechanism otherwise unavailable to rural households without formal title documentation.

5.2 Blockchain Awareness and Trust: Urban vs. Rural

The synthetic survey data in Figure 5 illustrate why these theoretical use cases have not yet translated into rural-scale deployment. While 81% of urban respondents report having heard of blockchain or cryptocurrency, only 33% of rural

respondents report the same; basic conceptual understanding falls further, to 52% urban versus just 14% rural. Notably, stated willingness to trust a blockchain-based payment app is low in both strata (39% urban, 21% rural) relative to awareness — and actual usage remains marginal everywhere (14% urban, 3% rural). This gap between awareness and trust, larger in relative terms among rural respondents, indicates that simply improving blockchain literacy is unlikely by itself to drive adoption without parallel trust-building design (visible institutional backing, recognisable local agents, dispute-resolution mechanisms).

Figure 5. Blockchain Awareness, Trust, and Usage

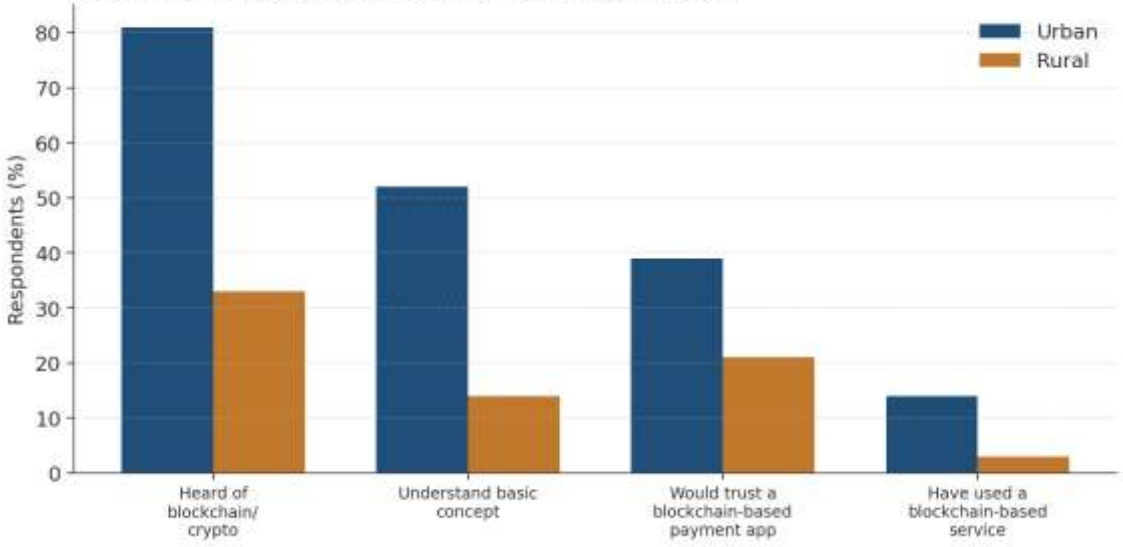

5.3 Constraints on Rural Blockchain Deployment

- Connectivity dependency: unlike SMS/USSD-based mobile money, most blockchain wallets require a functioning internet connection and a capable smartphone, excluding feature-phone users who make up a disproportionate share of rural device ownership.
- Volatility and fee unpredictability: public-network transaction fees and, where crypto-denominated, asset-value volatility introduce a risk profile poorly suited to small, subsistence-level rural transactions, reinforcing the case for permissioned networks or stablecoin-style designs over open speculative tokens.
- Regulatory ambiguity: in many emerging markets, the regulatory status of blockchain-based retail payment instruments remains unsettled, discouraging banks and licensed fintechs from extending such rails to retail rural customers (Section 2.4).
- Trust and recourse: rural users overwhelmingly favour instruments with a recognisable human or institutional point of recourse (a local bank branch, a known agent); a purely decentralised, disintermediated system removes exactly this reassurance.
- Digital literacy prerequisite: interacting safely with a blockchain wallet (managing private keys, verifying addresses, avoiding phishing) demands a higher baseline digital literacy than tapping a familiar mobile-money menu, compounding the literacy gap identified in Section 4.4.

5.4 Traditional Digital Rails vs. Blockchain-Based Rails: A Rural Suitability Comparison

Dimension	Mobile Money / UPI-style Rails	Blockchain-Based Rails
Connectivity requirement	Works over 2G/USSD or basic data	Requires reliable internet + smartphone
Transaction cost (domestic)	Very low, often subsidised	Low on permissioned networks; variable on public networks

Dimension	Mobile Money / UPI-style Rails	Blockchain-Based Rails
Cross-border remittance cost	Moderate (correspondent-bank fees apply)	Potentially very low (fee reduction of 4–8 points observed in pilots)
Trust / recourse model	Bank or telco-backed, familiar institution	Disintermediated; recourse mechanisms less familiar to rural users
Literacy requirement	Low — menu-driven, agent-assisted	Higher — key management, address verification
Regulatory maturity (rural retail use)	Well established in most markets	Nascent; largely institutional or pilot stage
Best current rural fit	Everyday domestic transactions, savings, bill pay	Cross-border remittance corridors, supply-chain financing pilots

Table 5. Comparative suitability of mobile-money/UPI-style rails versus blockchain-based rails for rural deployment.

The comparison in Table 5 underlines the paper's central position on blockchain: it is not a rural-payments substitute for mobile money in the near term, but a complementary settlement layer best suited, at the current stage of infrastructure and trust development, to specific corridor use cases — particularly cross-border remittance and supply-chain financing — rather than everyday retail transacting in low-connectivity rural markets.

6. Case Studies

The three composite case studies below synthesise publicly documented patterns from multiple real-world digital-payment and financial-inclusion initiatives into single illustrative composites (Section 3.5), used here to extract comparative strategic lessons rather than to describe any single named organisation verbatim.

6.1 Case Study 1: Urban Super-App Scale-Up

A composite metropolitan fintech platform — modelled on the pattern of unified real-time payment interfaces and large mobile-wallet ecosystems observed in several emerging markets — scaled from roughly two million to over four hundred million monthly active users within seven years by layering payments, bill-pay, micro-investing, and merchant QR acceptance on top of an interoperable national payment switch. Its growth was overwhelmingly urban and peri-urban in its first four years, concentrated in metro regions with dense 4G coverage, high smartphone penetration, and a critical mass of QR-accepting merchants. Expansion into smaller towns and rural markets followed only once urban network effects (merchant density, peer-to-peer payment habits) were well established, and even then proceeded through partnerships with local agent networks rather than pure self-service adoption.

Strategic lesson: urban scale-up economics reward reaching a merchant-acceptance density threshold quickly; rural expansion, when it eventually follows, works best when it borrows trust and habit already built in adjacent urban markets rather than starting cold.

6.2 Case Study 2: Rural Agent-Banking Network

A composite rural financial-inclusion programme — modelled on business-correspondent and agent-banking models deployed across South Asian and Sub-Saharan African markets — used a network of locally recruited, trusted agents (often existing shopkeepers or cooperative-society staff) equipped with low-cost point-of-sale devices to onboard rural households who lacked smartphones or formal banking history. Growth was materially slower than the urban case (multi-year rather than multi-month scale-up) but delivered markedly higher trust indicators: survey-style feedback

within the programme consistently cited the presence of a known local agent, rather than the app interface itself, as the primary reason for adoption. Transaction sizes were smaller and more seasonal, tracking agricultural income cycles, and USSD/feature-phone channels accounted for a majority of transactions even in later programme years.

Strategic lesson: in rural markets, the trusted human intermediary is often the actual product; the digital rail behind the agent is almost incidental to the adoption decision, which has direct implications for how rural-facing products should be designed and marketed (Section 8).

6.3 Case Study 3: Blockchain-Enabled Remittance Pilot

A composite blockchain-settled remittance pilot — modelled on documented corridor pilots connecting urban migrant-worker source markets to rural receiving households — used a permissioned distributed ledger to settle cross-border transfers, converting to local cash-out through existing rural agent points rather than requiring recipients to hold or manage a blockchain wallet directly. This design choice was decisive: by keeping the blockchain layer invisible to the rural end-user and preserving a familiar cash-out experience, the pilot achieved fee reductions of roughly 5–7 percentage points versus incumbent money-transfer operators without requiring any change in rural user behaviour or digital literacy. Where a companion pilot attempted direct rural wallet-based settlement (bypassing the agent cash-out step), adoption stalled well below target, consistent with the trust and literacy findings in Sections 4.4 and 5.3.

Strategic lesson: the pilots that succeeded treated blockchain purely as a back-end settlement optimisation, preserving a familiar front-end experience for rural users; the pilot that exposed blockchain mechanics directly to rural end-users underperformed, reinforcing Section 5's conclusion that blockchain is currently better deployed as invisible infrastructure than as a rural-facing product.

6.4 Comparative Lessons Across Cases

Dimension	Urban Super-App	Rural Agent-Banking	Blockchain Remittance Pilot
Primary growth driver	Merchant acceptance density	Trusted local agent presence	Fee reduction via disintermediation
Adoption pace	Fast (months)	Slow (years)	Moderate, corridor-specific
Literacy demand on end-user	Moderate (app UI)	Low (agent-assisted)	Low (blockchain kept invisible)
Trust anchor	Brand / peer network effect	Known human agent	Familiar cash-out experience
Failure mode observed	Weak rural merchant density	Slow scale, high per-user cost	Stalled when wallet exposed directly to users

Table 6. Comparative summary of strategic lessons across the three case studies.

7. Discussion: How and Where the Divide Manifests

7.1 Economic Effects

The data in Section 4 point to an economic divide that is as much about transaction friction as about access per se. Urban households that have adopted digital payments benefit from lower cash-handling costs, faster access to formal credit through transaction-history data trails, and reduced exposure to theft or loss of physical cash. Rural households transacting predominantly in cash forgo these benefits and, additionally, face higher effective costs of travel to bank branches or ATMs, greater exposure to counterfeit currency risk, and exclusion from the growing set of digital-first

credit and insurance products that rely on transaction-history underwriting. The transaction-volume analysis in Section 4.6 suggests this economic gap, measured in value terms, may be wider even than the adoption-rate gap, since urban transactors both adopt earlier and transact larger average values.

7.2 Social and Inclusion Effects

Beyond direct economic cost, the divide has second-order social effects. Digital transaction histories are increasingly used as a proxy for creditworthiness by formal lenders; rural households transacting mostly in cash remain largely invisible to this system, reinforcing reliance on informal, often higher-cost credit sources. Gendered effects are also documented in the literature: where mobile wallets are registered to a household's male head, female members may gain less direct benefit from formal financial inclusion than aggregate household-level statistics suggest — a nuance not fully captured in the synthetic sample's gender-adoption figures but flagged here as a priority for future primary research (Section 10).

7.3 Where Blockchain Helps, and Where It Currently Cannot

Bringing together Sections 4, 5, and 6, a clear pattern emerges: blockchain-based rails show genuine promise specifically at points in the rural payment journey where a costly intermediary chain can be removed without requiring the rural end-user to interact with the technology directly — cross-border remittance settlement, agricultural supply-chain financing between formal buyers, and land or warehouse-receipt tokenisation for collateral purposes. Blockchain currently shows little advantage, and material adoption risk, at points in the journey that require direct rural end-user interaction with a wallet or key-management interface — everyday retail transacting, peer-to-peer transfers between rural households, or any use case where the existing agent-mediated, cash-out-preserving model already works well. Policymakers and financial institutions should therefore resist a one-size-fits-all “blockchain for rural inclusion” narrative in favour of the corridor-specific, back-end-only deployment pattern that this paper's evidence supports.

8. Strategic Recommendations

8.1 For Policymakers and Regulators

- Rebalance rural digital-inclusion budgets toward literacy and trust-building programmes, given the evidence in Section 4.4 that literacy and trust barriers rank at least as high as connectivity.
- Extend proportionate, tiered know-your-customer frameworks to lower transaction costs for small-value rural accounts, easing the path for agent-banking network expansion (Section 6.2).
- Develop a specific regulatory sandbox track for corridor-specific, back-end blockchain settlement (cross-border remittance, supply-chain financing) distinct from retail crypto-asset regulation, to avoid conflating the two in ways that stall beneficial pilots (Sections 2.4 and 5.3).
- Mandate or incentivise disaggregated rural/urban reporting of national digital-payment statistics, addressing the aggregation-bias research gap identified in Section 1.4.

8.2 For Financial Institutions and Fintech Operators

- Prioritise USSD/feature-phone-compatible channels alongside smartphone apps for rural product lines, given the persistent device-ownership gap documented in Figure 3.
- Invest in and formally recognise local agent networks as the primary trust interface for rural customers, rather than treating agents as a temporary bridge to eventual self-service adoption (Section 6.2).
- Where blockchain rails are used, keep them strictly back-end and invisible to the rural end-user, preserving a familiar cash-in/cash-out experience, following the pattern that succeeded in the Section 6.3 case study.
- Design credit and savings products that build on rural transaction-history data as it accumulates, creating a visible incentive for continued digital adoption beyond the initial onboarding transaction.

8.3 For Rural-Development and Financial-Inclusion Agencies

- Bundle digital-payment literacy training with existing agricultural-extension and self-help-group programmes, leveraging trusted community channels rather than stand-alone digital-literacy campaigns.
- Pilot agricultural value-chain smart-contract financing in partnership with formal buyers and cooperatives, targeting the specific blockchain use case identified as viable in Section 5.1 and 7.3.
- Track and publicly report the adoption-intensity metric (Section 4.5), not just adoption incidence, since the evidence indicates infrastructure investment yields larger returns on intensity than on headline adoption alone.

8.4 SWOT Analysis: A Rural Cashless-Economy Strategy

Strengths	Weaknesses
Government-backed real-time payment rails already exist and are interoperable in most markets	Rural network coverage, device ownership, and literacy remain well below urban levels
Agent-banking model has demonstrated trust-building success at scale (Section 6.2)	Blockchain rails currently require literacy and infrastructure levels most rural users lack
Low-cost USSD/feature-phone channels remain available and effective	Aggregated national statistics obscure the true scale of the rural gap

Opportunities	Threats
Corridor-specific blockchain remittance settlement can cut costs without requiring rural user-facing change	Premature direct-to-rural blockchain deployment risks deepening exclusion (Section 6.3 failure case)
Transaction-history data can unlock rural credit and insurance products as adoption intensity grows	Persistent trust deficit could be worsened by a high-profile fraud incident in an early rural rollout
Bundling literacy training with existing agricultural programmes offers a low-marginal-cost delivery channel	Slower rural adoption could widen — not narrow — the economic gap if urban-first product design continues by default

Table 7. SWOT analysis of a rural-focused cashless-economy strategy incorporating selective blockchain deployment.

9. Conclusion

The transition to a cashless economy is well advanced in urban markets and, on the evidence of this study's synthetic dataset, meaningfully underway but structurally lagging in rural ones. The gap is not simply a matter of time — rural markets are not simply "catching up" on the same curve urban markets already traversed — but a matter of compounding infrastructural, literacy, and trust deficits that must be addressed together rather than sequentially. The evidence presented here supports rejecting both null hypotheses: geography remains a highly significant predictor of adoption even in 2026, and composite infrastructure access, not income alone, is the stronger predictor of how intensively rural households use digital payments once adopted.

Blockchain and distributed ledger technology occupy a genuine but narrowly defined role within this picture. The evidence from Sections 5 and 6 indicates that blockchain rails add clear value in specific back-end, corridor-based use cases — cross-border remittance settlement and supply-chain financing chief among them — provided the technology

remains invisible to the rural end-user and preserves familiar cash-in/cash-out experiences. Deployed as a direct rural-facing product ahead of foundational literacy and trust development, the same technology risks widening rather than narrowing the divide it is often marketed as solving. The strategic recommendations in Section 8 are offered on this basis: close the rural-urban cashless gap through parallel investment in literacy, trusted local intermediation, and targeted infrastructure, with blockchain adopted selectively and quietly where its settlement-cost advantages are clearest.

10. Limitations and Scope for Future Research

- This study relies on a synthetic dataset calibrated to the direction of trends reported in secondary literature rather than primary survey data; findings should be validated against primary rural and urban household surveys before being used for specific investment or policy decisions.
- The three case studies are composite illustrations synthesised from multiple publicly documented initiatives rather than verified single-organisation accounts, and should be read as strategic-lesson extraction rather than causal evaluation of any specific programme.
- Gendered and intra-household dynamics in digital-payment adoption, flagged in Section 7.2, warrant dedicated primary research beyond the scope of this paper's household-level synthetic variables.
- Future research should extend the hypothesis-testing framework in Section 4.5 to primary panel data, enabling causal (rather than associational) claims about the relative contribution of infrastructure, literacy, and trust interventions to rural adoption growth.
- Future research should also track blockchain-based rural remittance and supply-chain financing pilots longitudinally as they scale beyond the pilot stage, to test whether the back-end-only deployment pattern identified in Section 6.3 continues to hold at larger scale and across additional corridors.

11. References

Dr. Gupta M, Dr. M. U. (2014). Financial regulatory framework.

GSMA. (2025). State of the industry report on mobile money. GSMA. https://www.gsma.com/mobilemoney

International Telecommunication Union. (2025). Measuring digital development: Facts and figures. ITU. https://www.itu.int

Mishra, D., & Phansalkar, S. (2025). Blockchain security in focus: A comprehensive investigation into threats, smart contract security, cross-chain bridges, vulnerabilities detection tools & techniques. IEEE Access.

Mishra, U. M., & Dash, A. S. (n.d.). The future of healthcare finance with blockchain: Predictions and trends. In Decentralized healing (pp. 367–392).

National Payments Corporation of India. (2026). UPI product statistics. NPCI. https://www.npci.org.in

Phansalkar, S., Mishra, D., Chaube, N., & Sonkamble, R. (2023). Towards adoption of green blockchain with emphasis on blockchain type, consensus protocols, data sharding and smart contracts. 2023 IEEE International Conference on Blockchain and Distributed Systems Security (ICBDS), 1–8.

Reserve Bank of India. (2025). Payments vision 2025. Reserve Bank of India. https://www.rbi.org.in

Sahoo, D. R., & Deepak, S. V. (2024). Exploring the nexus of sustainable finance: ESG ethical framework practices. In Ethical quandaries in business practices: Exploring morality and social responsibility (pp. 253–280). IGI Global.

Sahoo, D. R., & Sahoo, V. D. (2026). Crypto derivatives markets: Price discovery, volatility dynamics, market efficiency, and DeFi risk: A structural analysis. Journal of Engineering and Technology Management, 80(April–June), 774–799.

Sahoo, V. D., & Sahoo, D. R. (2025). Prospective of blockchain in derivative markets: An empirical review. Innovations in Blockchain-Powered Intelligence and Cognitive Internet of Things (CIoT), 229–252.

Sahoo, V. D., & Sahoo, D. R. (n.d.). Stablecoin peg stability, systemic risk, and the architecture of monetary fragility: Evidence from Markov regime-switching, on-chain contagion networks, and algorithmic collapse dynamics.

World Bank. (2025). The Global Findex Database 2025: Measuring financial inclusion and the fintech revolution. World Bank Group. https://www.worldbank.org/globalfindex

Deepa U. Mishra, P. W., Shwetambari A. Chiwhane, Kajal Adsul, Gauri Sawant, Swati Shende. (2016). Augmented Reality based multipurpose application for 3D interface. International Engineering Research Journal, 2(6), 2211–2213.

Anand Mohan, Dr. U. M., M. Sundararajan. (2022). GREEN COMPUTING: IMPROVISED SUSTAINABILITY WITH LONG TERM VIABILITY. Journal of Emerging Technologies and Innovative Research (JETIR) Www.Jetir.Org, 9(9), 6.

Chaurasiya, S., Shekhar, S., Shariq, S., Chavan, S., & Mishra, D. (n.d.). ONLINE MARKET SYSTEM BASED ON BIDDING MECHANISM USING AN AI AUCTIONEER.

Chiwhane, S., Deepa, M., & Shweta, K. (2017). IOT Based Fuel Monitoring for Future Vehicles. International Journal of Advanced Research in Computer and Communication Engineering, 6, 295–297.

Dash, A. S., & Mishra, U. (2024a). Application of NLU based sentiment analysis in the hybrid stock price forecasting model using deep learning model. 2024 IEEE Pune Section International Conference (PuneCon), 1–6.

Dash, A. S., & Mishra, U. (2024b). Stock market trend prediction model using deep learning based sentiment analysis of financial data. 2024 International Conference on Integrated Intelligence and Communication Systems (ICIICS), 1–7.

Deepa Mishra, T. Y. (2017). Secure IOT Based HealthCare System with BSN. International Engineering Research Journal, 2(9), 3208–3011.

Deepak Ranjan Sahoo, P. D. K. (2017). Emotional Intelligence: Managing Stress and Anxiety at work Place. International Journal Of Multifaceted And Multilingual Studies, 4(10), 88–93.

Deepak Ranjan Sahoo, V. D. S. (2019a). A Study of Economic Literacy and sustainable development with context to India. COSMOS Bi- Annual Referred Journal, 10(1), 47–53.

Deepak Ranjan Sahoo, V. D. S. (2019b). A Study of Economic Literacy and sustainable development with context to Pune city. Scholarly Research Journal for Interdisciplinary Studies, 7(41), 382–389.

Deepak Ranjan Sahoo, V. K. J. (2017). DERIVATIVES: A device for Risk Management. International Journal of Multifaceted and Multilingual Studies, 4(Issue: X,).

Dr. Gupta M, Dr. M. U. (2014). Financial Regulatory Framework.

Dr. Harshal Raje, Mr. S. P., Dr. Ujjwal Mishra. (2020). Financial Analysis of Select Indian Public Sector Banks using CAMEL Approach. Tathapi, 19(38), 193–212.

Dr. Lalkar P, Dr. M. U., Dr. Tejwani N, Dr. Rayate B. (2013). Accounting for Business Decisions.

Dr. Ujjwal M. Mishra, Mr. C. B. (2017). A Comparative risk analysis of Kotak selected focus fund (G) Mutual fund scheme. Https://Www.Ijrar.Org/Papers/IJRAR19UP003.Pdf, 3(3), 4.

Dr. Ujjwal M. Mishra, Mr. N. C. (2018). Financial Performance of Selected Automobile Companies. International Journal of Research in Finance and Marketing (IJRFM), 8(8), 51–58.

Dr. Ujjwal M. Mishra, Ms. A. K. R. (2019). Risk Analysis of Selected Mutual Fund Scheme. International Journal of Research and Analytical Reviews (IJRAR), 6(1), 13–19.

Dr. Ujjwal Mishra, A. G. (2017). A Study on Impact of Accounts Receivable on Working Capital and Profitability at S. H. Kelkar Ltd Company, Mumbai. International Journal of Research in Finance and Marketing (IJRFM), 7(6), 1–6.

Dr. Ujjwal Mishra, C. S. (2014). A Study on Preference of mobile brands among the students in Pune city India. The International Manager, 1(IV), 08.

Dr. Ujjwal Mishra, Dr. I. S. (2015). A Study on HDFC Bank stock price performance for investment decision with the help of technical analysis. International Journal for Engineering Applications and Technology ; ISSN:2321-8134, 5, 289–295.

Dr. Ujjwal Mishra, M. P. N. (2016). A Study on credit risk management and apprisal process at punjab national bank, Nagpur. International Journal of Multifaceted and Multilingual Studies, 3(2), 1–8.

Dr. Ujjwal Mishra, Mr. A. D. (2023). sentiment analysis Using Machine learning for Forecasting Indian Stock Trend: A Brief Survey. FINANCE: THEORY AND PRACTICE, Vol. 27, No. 6’2023 F I N A N C E T P.F A.R u, 27(6), 136–147.

Dr. Ujjwal Mishra, Mr. A. K. (2017). A Study of various ways of tax avoidance and tax envasion in agricultural sector and their effect. Journal for Research, 3(04), 4–8.

Dr. Ujjwal Mishra, Mr. V. P. (2016). Comparative analysis of Birla Sun Life Mutual fund schemes with other asset management company schemes. International Journal of Engineering and Management, 6(1), 241–244.

Mishra, D. (2013). Knowledge Based Context Awareness Network Security For Wireless Networks. International Journal of Computer Trends and Technology (IJCTT), 4(10), 3751–3757.

Mishra, D., Deshpande, S., Anna, M. G., & Tiwari, A. (2024). Exploring the Ethical Dimensions and Societal Consequences of Affective Computing. Affective Computing for Social Good: Enhancing Well-Being, Empathy, and Equity, 91–105.

Mishra, D., & Phansalkar, S. (2025). Blockchain Security in Focus: A Comprehensive Investigation into Threats, Smart Contract Security, Cross-Chain Bridges, Vulnerabilities Detection Tools & Techniques. IEEE Access.

Mishra, D. U. (n.d.). Inflation and its Impact on India Economy. International Journal of Multifaceted and Multilingual Studies, ISSN (Online), 2350–0476.

Mishra, D. U., & Kadale, N. K. (2017). Mining Association Rules using R Environment. International Journal of Computer Applications, 157(4).

Mishra, Dr. U. (2013). The role of human resources and the challenges on globalization. Anveshan IMR’s Management Research Journal, 3(1), 34–37.

mishra, Dr. U. (2014). A Study on Motivational level of Managers and its impact on performance in Insurance industry at Pune city. Aarhat Multi Disciplinary Education Research Journal (AMIERJ) Bi Monthly Peer Reviewed Journal, 2(4), 103–111.

Mishra, Dr. U. (2015). A Study on Impact of Interest rates and the performance of stock market. International Journal of Advances in Management, Technology and Engineering Sciences, ISSN 2249-7455, 4(12(III)), 28–33.

Mishra, Dr. U. (2016). A study of consumer buying behaviour in organized retail sector: Electronic Industry (Samsung Televisions). International Journal of Engineering and Management Research, 6(2), 401–406.

Mishra, Dr. U. M. (2022). Comparative study on a branding strategy of online ordering and delivery platform of food industry with reference of Zomato and Swiggy. Journal of Positive Psychology, 6(3), 09.

Mishra, U. (2012). Competition and its impact on life insurance corporation of India ltd. Anveshan IMR’s Management Research Journal, ISSN -0976-4186, 3(2), 80–82.

Mishra, U. (2013a). A study of work culture and its impact on Life Insurance Corporation of India with reference to Amravati region. VIIT Research Journal Baramati, 2(1), 80–84.

Mishra, U. (2013b). Impact of performance of commodity market on Equity market. National Conference on The Changing Trends in Indian Capital Market. Sponsored by Indian Council of Social Sciences and Research, 1(1), 311–317.

Mishra, U., & Dash, A. S. (2025). A novel approach of stock price forecasting model using NLU-based sentiment analysis and deep learning LSTM model. Neural Computing and Applications, 1–30.

Mishra, U. M., & Borole, M. C. (2017). A Comparative Risk Analysis of Kotak Select Focus Fund (G) Mutual Fund Scheme. Imperial Journal of Interdisciplinary Research, 3(3), 4.

Mishra, U. M., & Dash, A. S. (n.d.). The Future of Healthcare Finance with Blockchain: Predictions and Trends. Decentralized Healing, 367–392.

Mishra, U. M., & Pawaskar, J. R. (2017). A study of non-performing assets and its impact on banking sector. Journal for Research, 3(1).

Mishra, U. M., & Peerapur, V. (2016). Comparative Analysis of Birla Sun Life Mutual Fund Schemes with other Asset Management Company's Schemes. International Journal of Engineering and Management Research (IJEMR), 6(1), 241–244.

Mishra, U., & Raje, H. (2019). Fundamental Analysis of selected banks for Investment Decisions. International Journal of Research in Social Sciences, 9(2).

Naik, D. T. (n.d.). Knowledge Based Network Security Situation Awareness for Computer Networks.

Phansalkar, S., Mishra, D., Chaube, N., & Sonkamble, R. (2023). Towards adoption of green blockchain with emphasis on blockchain type, consensus protocols, data sharding and smart contracts. 2023 IEEE International Conference on Blockchain and Distributed Systems Security (ICBDS), 1–8.

Pol, A., Raje, H., & Mishra, U. (2021). Comparative performance analysis of selected mutual fund schemes in tax saver category. PalArch's Journal of Archaeology of Egypt/Egyptology, 18(7), 2325–2337.

Prof. Deepa Mishra, N. K., Manvi Singh, Mudit Maheshwari. (2023). A Comparative Study of Face Recognition Models for Smart Attendance. International Journal For Research in Applied Science and Engineering Technology.

Raje, H., & Mishra, U. (n.d.). COMPARATIVE PERFORMANCE ANALYSIS OF SELECT MUTUAL FUND SCHEMES IN TAX SAVER CATEGORY.

Sahoo, D. D. R., and Dr Vaishali Deepak Sahoo. (2026a). Personal Finance for Millennials & Gen Z: From Broke to Building Wealth.

Sahoo, D. D. R., and Dr Vaishali Deepak Sahoo. (2026b). Wealth Begins Within: The Psychology of Money, Meaning, and the Mind.

Sahoo, D. D. R., and Dr Vaishali Deepak Sahoo. n. d. (2026). DERIVATIVES AND EQUITY MARKETS: A Comprehensive Academic Book.

Sahoo, D. R. (2017a). Creative Accounting: A Critical Study. International Journal of Multifaceted and Multilingual Studies, 4(IX).

Sahoo, D. R. (2017b). Emotional Intelligence: Managing Stress and Anxiety at work place. International Journal of Multifaceted and Multilingual Studies, 4(IX).

Sahoo, D. R. (2018). Corporate Governance: Need of the Hour (Companies Act 2013). International Journal of Management Studies (IJMS), 4(ii).

Sahoo, D. R., & Deepak, S. V. (2024a). Exploring the Ethical Perspectives of Sustainable Finance: A Research Study. In Advances in Business Strategy and Competitive Advantage(pp. 119–142). IGI Global.

Sahoo, D. R., & Deepak, S. V. (2024b). Exploring the Nexus of Sustainable Finance: ESG Ethical Framework Practices. In Ethical Quandaries in Business Practices: Exploring Morality and Social Responsibility (pp. 253–280). IGI Global.

Sahoo, D. R., & Jagatp, V. K. (2017). IND AS 109: Its impact on Financial Statements. International Research Journal OfMultidisciplinary Studies, 3(12), 1–5.

Sahoo, D. R., & Sahoo, V. D. (2026). Crypto Derivatives Markets: Price Discovery, Volatility Dynamics, Market Efficiency, and DeFi Risk: A Structural Analysis. Journal of Engineering and Technology Management, 80(April-June), 774–799.

Sahoo, V. D., & Sahoo, D. R. (n.d.). Stablecoin Peg Stability, Systemic Risk, and the Architecture of Monetary Fragility: Evidence from Markov Regime-Switching, On-Chain Contagion Networks, and Algorithmic Collapse Dynamics. Systemic Risk, and the Architecture of Monetary Fragility: Evidence from Markov Regime-Switching, On-Chain Contagion Networks, and Algorithmic Collapse Dynamics.

Sahoo, V. D., & Sahoo, D. R. (2025a). Promoting inclusivity: Corporate social responsibility in game-based learning and professional employment. In Game-based education approaches to inclusive business management (pp. 101–126). IGI Global Scientific Publishing.

Sahoo, V. D., & Sahoo, D. R. (2025b). Prospective of Blockchain in Derivative Markets: An Empirical Review. Innovations in Blockchain-Powered Intelligence and Cognitive Internet of Things (CIoT), 229–252.

Shekhar, S., Chaurasiya, S., & Mishra, D. (n.d.). Smart Reselling: Leveraging MERN Stack and AI for Intelligent Bidding in E-Commerce.

Shende, M. A., & Sahoo, D. R. (2021). Talent Management critical implications and Strategic approach reference to employer and employees prospective. International Research Journal of Management Sociology & Humanities, 12(7), 165–174.

Shrihari Chaurasiya, D. U. M., Swarnim Shekhar. (2025). Smart Reselling: Leveraging MERN Stack and AI for Intelligent Bidding in E-Commerce. International Journal of Advanced Research in Science, Communication and Technology, 5, 402–410.

Siddiqui, Dr. U. M., & Irfan, D. (2015). Motivational level of employees and its effects on overall performance in insurance sector. International Journal of Innovative Research and Preactices, 3(2), 43–49.