

EVENTIFY

Shreyash Wadkar , Sahil Saykar , Nitesh Yadav , Arpit Sharma

Department of Computer Engineering from Mumbai University, India

shreyashwadkar1991@gmail.com , sahilsaykar24@gmail.com , nitesh.yadavvv07@gmail.com , arpitsharma@gmail.com

Mr. Waseem Sheikh

Designation - Assistant Professor, Universal College of Engineering, Mumbai University, India

waseem.shaikh@universal.edu.in

Abstract— *The Event Management System (EMS) streamlines event planning and coordination on a college campus. It offers a user-friendly platform for students, faculty, and administrators to create, manage, and monitor events. Key features include event creation, user registration, resource allocation, communication channels, and feedback mechanisms. The system uses HTML, CSS, JavaScript (React) for the frontend, and Node.js for the backend, ensuring scalability and security. With modular functionalities for different user roles and event types, the system provides insights through reporting and analytics. Additionally, feedback tools help organizers assess event success, while user training and documentation ensure optimal usage. The EMS revolutionizes campus event management by combining modern technologies and best practices for efficiency and future growth.*

Keywords— *Event Management, User Roles, Resource Allocation, Feedback Mechanisms, Event Analytics, Secure Authentication, Campus Events.*

I. Introduction

Imagine a digital platform that simplifies the process of planning and managing events on a college campus. The Event Management System (EMS) is designed to streamline event coordination for students, faculty, and administrators by providing a comprehensive, user-friendly platform for creating, managing, and monitoring events. Whether it's a small student gathering or a large academic conference, this system serves as a one-stop solution for organizing and overseeing all types of campus events.

The EMS is built with a focus on accessibility and ease of use. The system starts with a smooth registration process where users—students, faculty, or administrators—can create accounts to access the platform's features. Once registered, users can begin creating events, managing registration, and allocating necessary resources such as rooms, equipment, or staff. The platform enables seamless communication between event organizers and participants through integrated channels, ensuring that all involved parties stay informed and updated. A key feature of the EMS is its ability to allocate resources efficiently. Organizers can

request and track resources like venues, technology, or supplies needed for their events. This helps reduce the potential for conflicts or shortages, ensuring that events run smoothly. In addition, the system is designed to handle different types of events, offering flexible modules that cater to a variety of user roles. Whether it's a lecture, club meeting, or formal conference, each event type has its specific tools to ensure it runs efficiently. The platform also integrates powerful reporting and analytics tools that provide insights into event planning and execution. Administrators and organizers can track important metrics such as attendee numbers, resource usage, and event feedback. These insights allow organizers to evaluate the success of their events and identify areas for improvement. The feedback mechanisms are especially valuable, as they enable attendees to provide input on their experience, which can be used to enhance future events. The EMS leverages modern web technologies such as HTML, CSS, and JavaScript (React) for the frontend, creating an interactive and responsive user interface. On the backend, Node.js ensures scalability and security, allowing the system to handle a growing number of users and events without compromising performance. This robust architecture makes the EMS a reliable and future-proof solution for event management on campus. To ensure that all users are equipped to make the most of the platform, comprehensive training resources and user documentation are provided. These resources guide users through the system's features and best practices, ensuring that even those with minimal technical experience can use the platform effectively. In conclusion, the Event Management System revolutionizes the way campus events are organized and managed. By combining modern technologies with efficient event management practices, the EMS offers a streamlined, secure, and scalable solution for event coordination. Its modular approach, coupled with powerful reporting and feedback tools, makes it an invaluable resource for promoting collaboration, ensuring event success.

II. Literature Review

A. The Importance of Online Platforms in College Event Management

When we look at college event management today, most institutions rely on online platforms to streamline their processes. However, much of the existing research only emphasizes their overall significance rather than detailing the specific features that make them effective. Ho (2016) highlights how event websites enhance participant experiences but does not explore implementation strategies that could optimize their functionality.

B. The Role of Event Registration Systems

Think about it: registering for a college event should be seamless and user-friendly, yet many systems fail to prioritize user engagement and security. Chen and Chang (2017) propose an efficient event registration system, but their study does not deeply analyze how to keep users engaged or ensure data protection—both of which are critical to a successful system.

C. Bridging the Mobile Optimization Gap

With mobile devices becoming the primary means of accessing information, optimizing event websites for mobile use is essential. Kim and Lee (2018) recognize this need and explore mobile-friendly designs for event sites. However, their study overlooks other crucial aspects such as security features and additional functionalities that could enhance the overall user experience.

D. Content Management Strategies Without Full Integration

A well-organized event website requires effective content management. Park et al. (2020) discuss best practices for maintaining content on college event websites, yet their study does not address essential elements like event calendar functionalities or integration with other systems—both of which are vital for streamlining event planning.

E. Security and Privacy Concerns in Event Registration

User security is one of the biggest challenges in online event registration systems. Smith and Johnson (2019) emphasize the need for strong security measures to protect user data. However, their research does not touch on marketing and promotional aspects, which are key to ensuring high event participation and engagement.

F. Enhancing Outreach Through Email Marketing Integration

Event websites can significantly benefit from integration with

email marketing platforms. Roberts et al. (2018) highlight how this integration improves efficiency and outreach, yet they do not thoroughly explore its impact on user experience or mobile optimization—both of which are essential for ensuring accessibility and engagement.

G. The Missing Link: A Holistic Approach

The problem with many existing studies on college event management is their fragmented approach. While they discuss individual aspects such as security, mobile optimization, and content management, none of them provide a comprehensive solution that ties everything together. A truly effective event management system must integrate security, user engagement, marketing, and accessibility to create a seamless and engaging experience for all stakeholders.

II. Proposed System

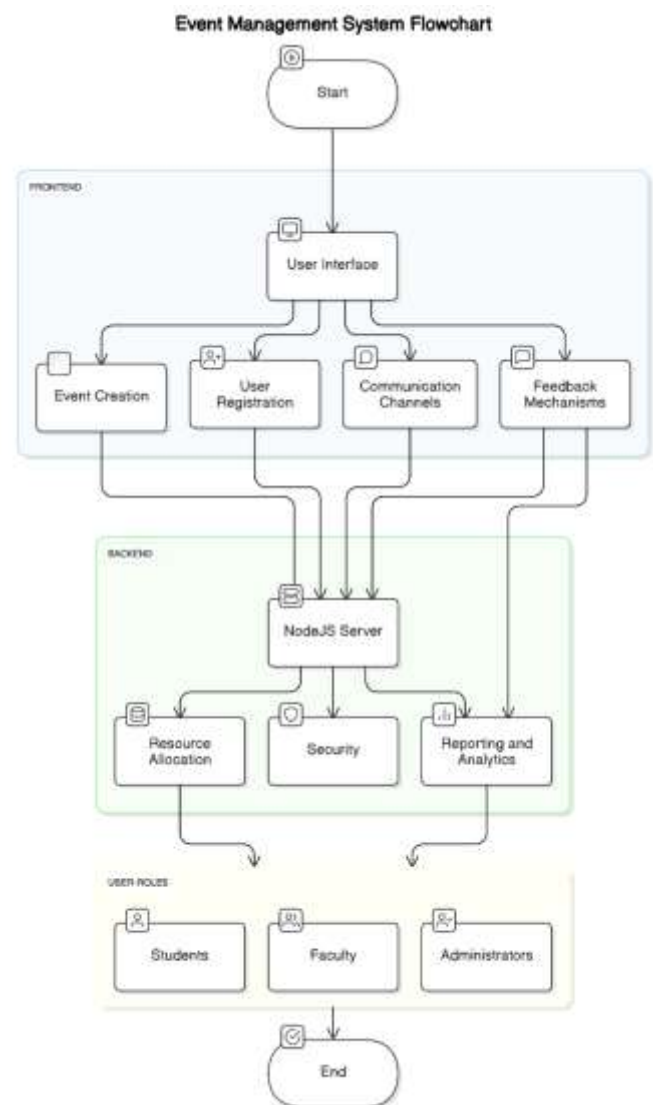


FIG.1.0. EVENTIFY – EVENT MANAGEMENT

The **Fig.1.0** illustrates an Event Management System, which follows a structured workflow to ensure smooth event planning, user engagement, and effective feedback mechanisms. The system consists of multiple stages, each playing a crucial role in managing event creation, user registration, communication, and reporting. Below is a detailed breakdown of each process.

1. User Authentication Process

The system begins with user authentication using Firebase Authentication, ensuring secure and seamless login. When users enter the platform, they can either sign up using email and password or log in with their Google account for a faster experience. Firebase handles user verification and credential management, ensuring secure access to the system. In the future, an OTP verification feature could be added for enhanced security. Upon successful login, users access the main dashboard, where they can create or register for events, communicate with other participants, and track their event participation.

2. Event Creation and Management Process

Once logged in, users with the appropriate permissions, such as faculty or administrators, can create new events. They must enter details such as event title, date, time, location, and category. The system also provides options for defining audience groups, ensuring that events are targeted toward students, faculty, or administrators as needed. After submission, the system stores event details in the database, making them available for viewing under the upcoming events section.

3. User Registration and Participation Process

Users interested in an event can navigate to the event listing page, where they can view details and register for events of their choice. Registration may involve RSVP confirmations or seat reservations, depending on event capacity. Once registered, users receive confirmation notifications via email or in-app messages. Additionally, the system tracks participant details for attendance management and reporting purposes.

4. Communication and Engagement Process

To facilitate interaction, the system includes communication channels where event organizers can send announcements and updates to participants. This can be done via email notifications, in-app messages, or discussion forums. Participants can also engage

with event hosts by asking questions or posting comments, creating a collaborative and engaging event experience.

5. Feedback Collection Process

After an event concludes, the system prompts registered participants to provide feedback via built-in surveys. Users can rate the event, share their experiences, and suggest improvements. The collected data helps organizers understand participant satisfaction and make data-driven improvements for future events.

6. Reporting and Analytics Process

The final stage of the process involves report generation and data analysis. The system compiles event-related metrics, such as attendance rates, feedback scores, and user engagement levels. Administrators can access detailed analytics dashboards to assess event success and identify trends. These reports help in making informed decisions to enhance future event planning.

Implementation:

The Event Management System is designed to streamline event planning, user participation, and feedback collection through various integrated modules. Each module plays a crucial role in ensuring that events are well-organized, accessible, and engaging for users. Below is a detailed explanation of how the system works.

A. USER_REGISTRATION/LOGIN:-

The first step in using the system is user authentication, which ensures secure access to event-related features. Users can sign up using their email and password or log in quickly via their Google account. The system uses Firebase Authentication to handle credential verification and prevent unauthorized access. In future versions, an OTP (One-Time Password) verification feature may be introduced to add an extra layer of security. Once successfully logged in, users are directed to the main dashboard, where they can explore upcoming events, manage their registrations, and receive important notifications about events they are interested in.

B. DASHBOARD SECTION:-

The dashboard serves as the central hub for users, offering easy navigation to all system features. Users can browse through a list of upcoming events, view details about events they have registered for, and receive announcements from event organizers. For those with administrative or organizer

privileges, the dashboard provides access to event creation and management tools. The system ensures that users can quickly find and interact with the events relevant to them, improving their overall experience..

C. EVENT CREATION AND MANAGEMENT MODULE :-

Users with organizer permissions, such as faculty members or event coordinators, can create and manage events efficiently. When creating an event, organizers must enter key details such as the event title, description, date, time, venue, and category. They can also define the target audience, ensuring that events are promoted to the right participants, whether they are students, faculty, or the general public. Once an event is created, it is stored in the system's database and becomes visible under the "Upcoming Events" section. Organizers can edit event details if necessary, reschedule events, or cancel them if needed. In such cases, automated notifications are sent to all registered users to keep them informed.

D. EVENT REGISTRATION AND PARTICIPATION :-

The dashboard serves as the central hub for users, offering easy navigation to all system features. Users can browse through a list of upcoming events, view details about events they have registered for, and receive announcements from event organizers. For those with administrative or organizer privileges, the dashboard provides access to event creation and management tools. The system ensures that users can quickly find and interact with the events relevant to them, improving their overall experience.

E. FEEDBACK COLLECTION MODULE

Once an event concludes, the system prompts registered participants to provide feedback through built-in surveys. Users can rate the event based on different factors such as organization, content, and overall experience. They can also share suggestions for improvement, helping organizers refine future events. This feedback is valuable in understanding what worked well and what areas need enhancement. Organizers can review participant responses and use the data to make informed decisions about future event planning.

III. Result



Fig.1.1 Signup Page

In Fig. 1.1, the signup page allows users to create an account by entering their personal details such as name, email, and password. Once the information is submitted, the system saves the user's data, which helps in identifying and managing each user's activities within the system.

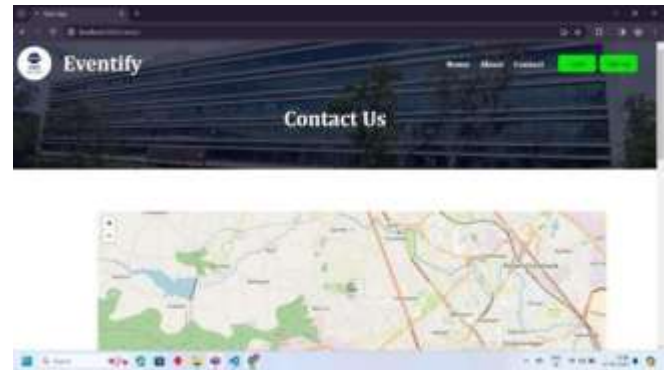


Fig. 1.4 Contact Us

Fig. 1.4 , The **Contact Us** page in **Eventify** allows users to easily find the location of the event management service using an interactive map. This page helps users get in touch, find directions, or reach out for inquiries, making communication clear and convenient.



Fig. 1.2 Login Page

Fig. 1.2 On the **Login Page**, users can access their accounts by entering their registered email and password. This helps the system recognize the user and allow them to use the features and services linked to their account securely.



Fig. 1.5 Chatbot

Fig. 1.5, The **Contact Us** page also includes an interactive **chatbot** feature, which allows users to quickly ask questions and receive instant replies. The chatbot helps guide users by providing useful information, answering common queries, and offering support — making communication easier and more efficient.

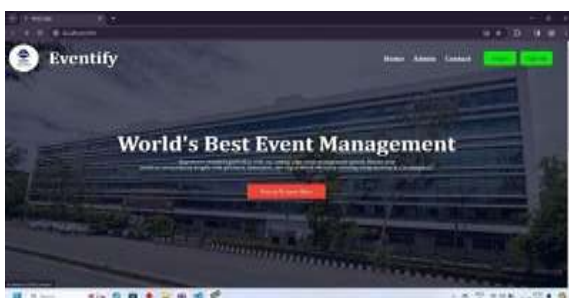


Fig.1.3 Eventify Dashboard

Fig.1.3, After logging in, users are welcomed to the **Eventify** dashboard — a clean and professional interface designed for event management. The page highlights the platform's purpose with the tagline “*World's Best Event Management*” and offers easy navigation through options like **Home**, **Admin**, **Contact**.

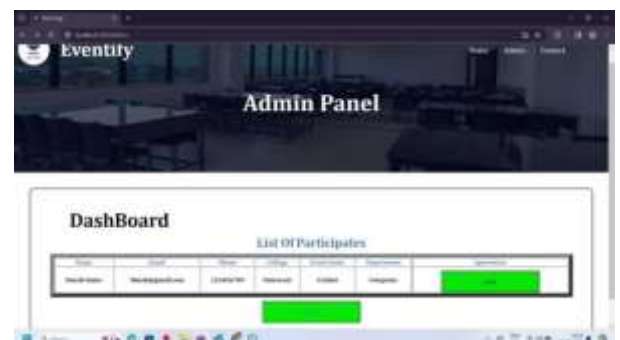


Fig.1.6 Admin panel

Fig.1.6 , The **Admin Panel** in **Eventify** provides administrators with a clean dashboard to manage event participants. It displays a list of registered users along with their details such as name, email, phone number, college, event, and department. Admins can easily view and manage participant data, and perform actions like approving or removing entries using the available options.



Fig. 1.7 Event registration

Fig.1.7, The **Event Registration Page** allows users to sign up for an event by filling in their personal details such as name, email, phone number, college or university name, event name, and department. Once the form is submitted, the system stores this information so the user is officially registered as a participant for the selected event..

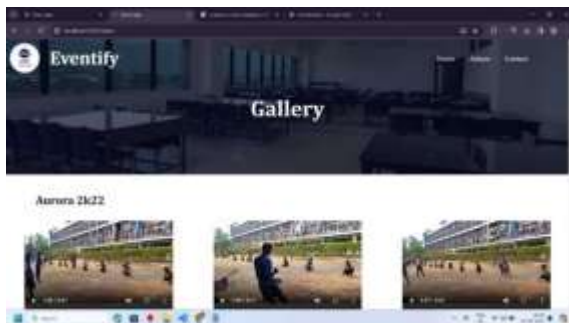


Fig.1.8 Gallery

Fig.1.8, The **Gallery Page** in **Eventify** showcases memorable photos and videos from past events. Users can explore highlights like **Aurora 2k22**, where various activities and moments are displayed, giving visitors a glimpse of the fun, energy, and success of previous events organized by the platform..

IV. Discussion and Conclusion

The Event Management System integrates advanced technologies to streamline event planning and enhance user experience. With AI-driven event recommendations, automation of tasks like scheduling and notifications, and QR code-based check-ins, the system simplifies event

organization. It also supports virtual and hybrid events, ensuring remote participation through live streaming and interactive features. Blockchain technology ensures secure ticketing and prevents fraud. Despite challenges like platform integration, the system has the potential to revolutionize event management, offering a more efficient, secure, and user-friendly solution for organizers and attendees alike.

I. Future Scope

The future of Event Management Systems looks exciting with new tech that will make things easier, safer, and more personalized. For example, they could add extra security features like OTPs and biometric logins, as well as smarter tools for managing events. AI could help suggest events based on what users like or need, and automate tasks like scheduling and sending reminders. There could even be QR code check-ins for events, making the process quicker. And for those who can't attend in person, virtual event features would allow them to join remotely. Blockchain could make ticketing secure, and AI could analyze feedback to see how attendees are feeling. Augmented reality could help people find their way around large events, and social media links would boost event promotion. Plus, supporting multiple languages means the system could cater to a global audience. All these advancements would make Event Management Systems more efficient and enjoyable for everyone involved.

II. Reference

- [1] Brown, J., & Taylor, L. (2022). "AI-Powered Personalization for Event Management Systems." *International Journal of Event Technology*.
- [2] Wang, Z., & Xu, D. (2023). "Blockchain-Based Secure Ticketing for Large-Scale Events." *Journal of Digital Event Management*.
- [3] Lee, S., & Kim, H. (2021). "AI-Driven Automation in Event Scheduling and Notification Systems." *Journal of Artificial Intelligence in Event Planning*.
- [4] Patel, R., & Gupta, V. (2022). "Integrating QR Code Check-In Systems for Efficient Event Attendance." *Proceedings of the IEEE Conference on Event Technology*.