

# Fake News Detection Using Various Algorithms

Varada Venkata Sai Dileep  
SCOPE VIT  
Vellore Institute of Technology  
Vellore, India

Yashraj Agarwal  
SCOPE VIT  
Vellore Institute of Technology  
Vellore, India

Karanam SaiTeja  
SCOPE VIT  
Vellore Institute of Technology  
Vellore, India

Gogineni Hrushikesh Madhav  
SCOPE VIT  
Vellore Institute of Technology  
Vellore, India

**Abstract**—Reports have been around for quite whereas and are illustrious for genuine outcomes. The quick advancement “of online media stages has expanded the unfavorable result of bits of gossip; it” [1] as needs begets fundamental to early distinguish them. Various methods have been familiar with recognizing reports using the substance or the social setting of data. Regardless, most existing systems disregard or don’t explore reasonably the inducing illustration of data in web-based media, together with the gathering of joint efforts of electronic “media customers with news across time. During this work, we” [1] have a tendency to propose a unique technique for talk identification dependent reliant upon significant learning. Our strategy utilizes the propagation dynamics of the news by learning the customers’ depiction and therefore the common relation of customers reactions. We target outfitting “clients with a phase to check the bits of gossip they hear and fake news that courses through web-based media stages like Twitter and Facebook. The clients can accumulate approved real factors and check for the wellsprings of the news events constantly. Official groups can use the constant stream elements to follow an occasion and individuals engaged with the stream. Tests coordinated on Weibo datasets and Twitter show” [1] the progressive execution of the projected procedure.

**Keywords:** Rumors, Propagation Dynamics, User Representation

## I. INTRODUCTION

Reports are things of unconfirmed flowing information, which have been known for real results. The improvement “of online media stages makes ready ground for pieces of” [2] gossip, thus conveying talk acknowledgment of the remarkable significance. In any case, perceiving reports is a troublesome task; considers have uncovered that individual are terrible at perceiving stories. Then again, “analysts have examined bits of gossip according to” [2] various perspectives. There exist two conspicuous methodologies for talk identification: the substance based mostly and group setting based methodologies. Within the substance- enormous information sources or the creating vogue out of the news. Of course, the group setting based procedure manhandles “the social obligation of online media purchasers, e.g., answers and replies on Twitter. Utilizing this system, the massive quantity of consumer assessment may be destroyed, uncovering the legitimacy level of the news” [3].

Moreover, the group setting based techniques can uncover the secret transient spread example of the news. Thusly, the group setting based methodology has really become notable because of its uncommon presentation and the receptiveness of extra data. During this work, we have a tendency to address the problem of speak disclosure through online based media utilizing group setting data. We have a tendency to view at it as an equivalent depiction issue “with two categories, i.e., non-tattle and speak” [3]. By dismantling present datasets, i.e., Weibo datasets and the Twitter, we have a tendency to saw a couple of attributes in the expansion pattern of data through cordial media customers. At first, there’s a qualification within the amounts of posts towards reports what is more, veritable news across time occasions. Besides, a few clients are more powerless against “misdirecting data than others. Thus, these clients will in general be associated with the spreading of numerous reports in web-based media. Enlivened by these” [3] perceptions, we hope to distinguish pieces of prattle by seeing the quirks of the expansion cooperation of the news. To the present finish, we have a tendency to arrange a completely unique inciting driven model ward on discontinuous neural associations (RNNs) for speak revelation, that we have a tendency to name twin RNN for Rumor Recognition (DRRD). An examination on false statement in Asian nation by analysts from the faculty of Michigan, followed through on Gregorian calendar month eighteen, 2020, has shown a climb within the number of uncovered stories, significantly once the revelation of Janata time constraint by Prime Minister Narendra Modi on March twenty two, 2020, and also the wide internment 2 days subsequently, to contain the unfold of COVID-19. From simply 2 within the third multi day stretch of January 2020, the events of bestowed false statement rose to sixty by the essential multi day stretch of Gregorian calendar month 2020, as incontestable by the examination. The document addresses every one of the tales that are exposed by 6 certainty checkers- - ALT News, BOOM live, Factly, Asian nation these days reality Check, Quint Webqoof, and News Mobile reality Checker- - confirmed by International Fact-Checkers Network (IFCN) between January twenty three and Gregorian calendar month twelve, 2020.

## II. PROPOSED METHODOLOGY

### A. Propagation Dynamics:

“To exploit the” [3] spread propagation pattern via web-based media, the applicable social presents have to be composed after a sequential request, i.e., through partitioning. For instance, isolate the posts into parts of various time spans such a lot that the amounts of posts within the stretches square measure same. In any case, we battle that the isolating technique neglects the inborn assortment in the range of posts across the unfold pattern of the news. Thusly, we follow a trademark strategy for apportioning by social occasion posts by hour.

In particular, the timestamp of the newest post regarding an occasion shows the essential look of the occasion. Likewise, the qualification “in hour(s) of an enormous post and also the most up-to-date post describes the hour summing up of the post. The posts of an occasion there with terribly hour record is then placed into identical partition. An occasion is consequently self-addressed by an appointment of hour segments. we have a tendency to gift Associate in Nursing uncommon cushioning and scaling procedure to propel the assortment of posts in” [4] parts.

### I. Problem Formulation and Notation.

“We deal with the talk discovery difficulty using social putting information. allow us to assume that a piece of writing reviews a noteworthy event and allow  $E = N_i = 1$  to be the association of such occasions. Let  $S(I)$  represent the association of social dedication concerning the event  $e(I)$ , then, at that time,  $S(I) = M_1$ , anywhere  $p_j$  addresses the social post,  $u_j$  is that the client who makes the post, and  $t_j$  is that the scrutiny timestamp. Let  $L = N$  be the paired mark set of the occasions. we’re going to viable determine a numerical version  $F$  looking ahead to the possibility for an event  $e(I)$  to be gossip given its social dedication  $S(I)$ , concerning the primary popularity of bits of gossip, Let  $S_T = 0 \leq t_j < T_M$  represent the association of social dedication one determined earlier than the cutoff time  $T$ , then, at that time, the gossip possibility  $(I)$  of the event  $e(I)$  inside  $T$  is  $P(e(I) = 1 | S_T) = F(S_T)$  [11].

## II. Model Intuition and Structure

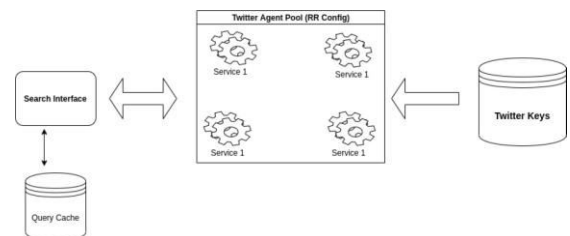
“Our model that is portrayed in Fig. 1, depends on perennial neural networks. It comprises of 3 modules, in particular, the Text, User, and Integration Modules” [5].

### 1) The Text Module:

“It was shown that the rehash of inquiry words in tattle posts is considerably over in non-talk posts in specific time windows. Also, as exhibited in Fig. 1, there exists a” [7] differentiation within these range of social presents with deference on items of speak and veritable news. The substance module is planned to urge these models. As a matter of 1st importance, victimization the corpus of social presents connected with the occasions within the course of action set we have a tendency to train a model that has been exhibited helpful in numerous natural language processing connected errands.

victimization the pre-arranged doc2vec model, we get associate implanting with  $d_v$  assessments for every pleasant post. on these lines, the embedding! of the posts around an analogous time bundle show up at the center of half sharp, fostering the depiction of the fragment. we have a tendency to use character “vectors, i.e., vectors with all of the one entry to handle isolates containing no posts” [7].

“An occasion is, thus, attended with the aid of using a device  $X. R. n \times d. v$ , anywhere  $n$  is that the amount of hours components. each fragment  $\in$  put in is then scaled! with the aid of using an exponent steady pictured with the aid of using  $c. ok = \log. (m. ok + one) + 1$  anywhere  $m. ok$  is that the variety of posts of the  $ok$ -the section. The justification in the back of this scaling is to induce the collection of the number of posts throughout bundles. what’s additional, the energy is hired to smoothen the coefficients due to the fact the capacity profits of  $m. ok$  could likely circulate usually throughout the parts; for example, the amount of posts inside an hour inside the Weibo dataset is going from one to 24192 posts. we will be predisposed to pick out the gated dreary units (GRUs) making plans due to the fact it’s far much less complex to induce organized stood out from the lengthy temporary reminiscence helper (LSTMs), that become dispatched in We then observe max-pooling over the lengthy haul to get the yield to encompass vector of the Text module. To be explicit, the  $n$ -th part of the yield is not set in stone as  $X. F. 1 = \max n.ok = 1$ ” [1].



“Fig.2.1: Twitter Service Design”

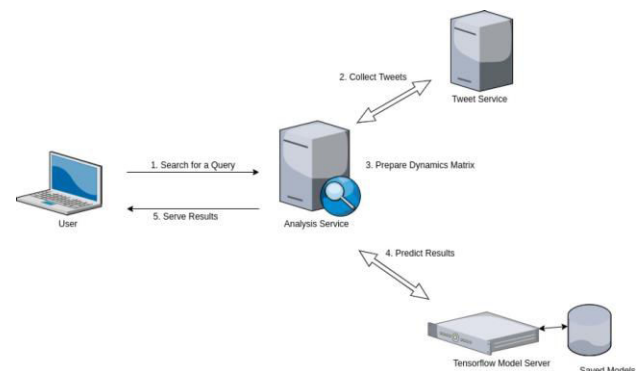


Fig.2.2: Integrated Service

### B. Logistic Regression:

“It is a Machine Learning algorithm that is used to foresee the probability of an absolute dependent variable. In this algorithm, the reliant variable is a parallel variable that contact information coded as .1 (accepted) or 0 (rejected) As such, the logistic regression model predicts  $P(Y=1)$  as a component of  $X$ ” [2].

“Logistic regression is a statistical model where the reaction variable takes a discrete worth and the informative factors can either be ceaseless or discrete. Here the results can be genuine information ( $Y = 1$ ) and bogus news ( $Y = 0$ )” [2]. Then, at that point, the likelihood that a record has a place with a positive class,  $P(Y = 1)$ , utilizing the paired strategic relapse model is given by:

$$P(Y=1) = \frac{e^z}{1 + (e^z)}$$

There are different techniques of software system development life cycle (SDLC) that can be picked as a basis to make software system. Along these lines, since this task is tied in with building a phony news identification model, model improvement system is referred to and followed. This undertaking isn't as old as other average programming frameworks as its focal point is towards model improvement in ML. ML requires a ton of time for model preparing and model testing and furthermore a colossal and great quality dataset too. As such, the model is considered having acceptable error if the model creates an anticipated result that is as old as genuine result. As a representation, the model can anticipate and arrange the right class of information which is either phony or not phony. Beneath shows a stream outline in regards to unmistakable stages associated with model improvement in ML.

“Basically, we suit the version to the guidance set, assume check set effects and calculate accuracy, precision and don't forget further as music hyperparameters for best effects and accuracy” [5].

“The proposed framework scratches several informative web sites and exams for key phrases referenced withinside the information tale and computes a charge becoming a member of the effects from the AI technique which makes use of the decided relapse estimation and the gadget getting to know the technique. Additionally, a critical factor to mention something in phrases of phony information is the sensation or the sensation at the back of the information tale, the information tale is probably one-sided regarding selected political promulgation, hence for aside. Yet, proper information must be fair; it must be authentic, now no longer blaming. Thusly, to educate the customer approximately the tendency withinside the information tale report, the proposed shape plays contemplative exam together with pre-preparing, NLTK lemmatization, watchman stemmer and makes use of guileless Bayesian calculation and thereafter offers the customer the inclination at the back of the report” [6].

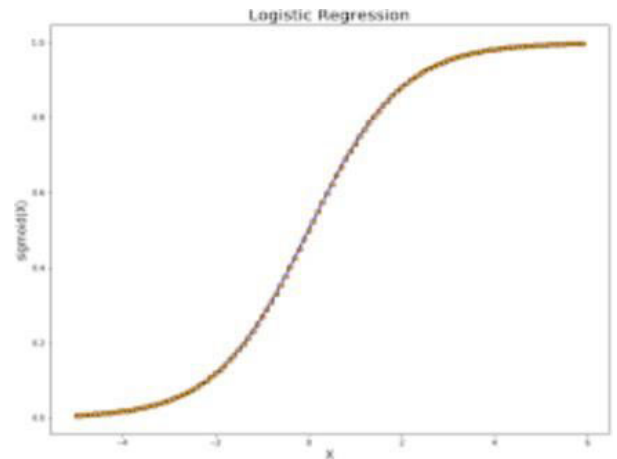


Fig.2.3: Logistic Regression

### C. Random Forest Classifier:

“Bagging or bootstrap conglomeration may be characterized as a gadget that diminishes the fluctuation of an anticipated ability of forecast. Bagging works greater efficaciously with excessive alternate and occasional predisposition techniques like timber in characterization. Random woodland is a vital improvement of the stowing wherein it frames a sizeable collecting of stylistic layout-associated timber, and from that factor forward, take a regular for them. Random Forest upgraded bagging thru the diminishing connection among timber without a growth withinside the fluctuation. As a rule, the Random Forest execution resembles assisting wherein they may be much less hard to be organized and tuned. Thus, Random Forest is inescapable calculations which are carried out to one of a kind” [7] bundles.

“Random Forest (RF) can be an excessive-degree kind fashion of Decision tree (DT) which is also a directed getting to know version. RF contains a big variety of selections timber working absolutely to expect an end result of a class anywhere the final expectation relies upon on a category that was given more element casts a ballot. The blunder charge is low in the RF as soon as contrasted with absolutely one-of-a-kind models, as a result of low affiliation amongst timber” [9].

“Our RF version became organized to make use of numerous boundaries; i.e., Various portions of assessors had been applied in a real matrix seek to supply all that version which can foresee the end result with excessive exactness. For the grouping issue, we've got applied for the Gini listing as a price ability to gauge a break up in the dataset. The Gini document is decided through getting rid of the quantity of the probabilities of each class from” [3] one.

Our review “explores diverse printed properties that would be wont to separate pretend news from genuine. By using of all these properties, we tend to train a blend of varied AI calculations utilizing completely different gathering techniques that aren't utterly investigated within the present writing” [5]. The gathering students have showed to be helpful in an exceedingly wide grouping of employments, because of the learning` models` can, in general, diminish bungle rate by exploitation methods like material and boosting. “These procedures work with the preparation of varied AI calculations in an exceedingly viable and productive approach. we tend to likewise directed broad tests on four real world overtly accessible datasets. The results endorse the any developed show of our projected system exploitation the four frequently used show estimations (in explicit, accuracy, F-1 score, Recall, and precision)” [9].

### Random Forest Classifier

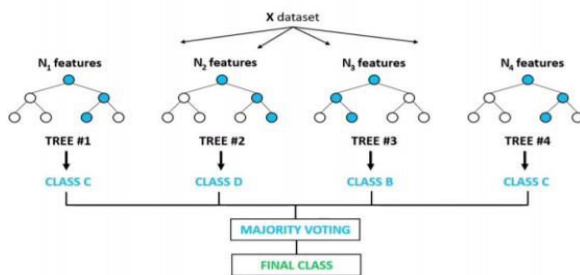


Fig.2.4: Random Forest Classifier

### D. Decision Tree Classifier:

“A decision tree can be a number of selection nodes beginning on the root. The benefits of the use of a selection tree comprise easy understanding, the powerful remedy of anomalies, no requirement for the instant partition of classes, and subordinate highlights. Regardless, the presence of so diverse pitiful functions may want to lead on a selection tree to overfit, and hence, it plays deficiently” [7].

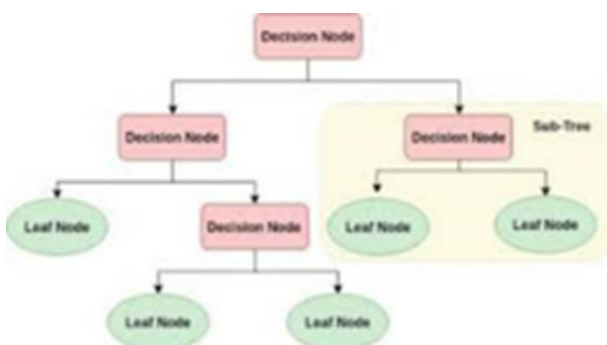


Fig.2.5. Decision Tree Classifier

“One of the maximums not unusual place algorithms utilized in classification is the J48 set of rules. It is primarily based totally on the C4. five set of rules in which all of the statistics to be researched have to be of the kind numeric and specific kind. Therefore, a non-stop form of statistics will now no longer be examined. J48 makes use of different pruning ways. The first method, named subtree replacement, denotes the opportunity of replacement nodes in a choice tree with its leaves to limit the variety of exams withinside the satisfying path. Usually, the subtree elevating is of a modest effect at the fashions of the choice tree. Typically, there's no actual manner to expect an option's utility, despite the fact that it could be really helpful to show it off whilst the induction system takes longer due to the subtree's elevating being noticeably computationally complicated” [5].

### E. Gradient Boosting Classifier:

“Gradient boosting is an ML approach for regression problems, which conveys an assumption. Right whilst a selection tree is a susceptible student, the ensuing calculation is known as gradient boosting trees, which often beats random forest. It fabricates the version in” [9] a very phase quick style as alternative supporting frameworks do, and also it summarizes them by permitting smoothing out of a self-emphatic differentiable misfortune operate.

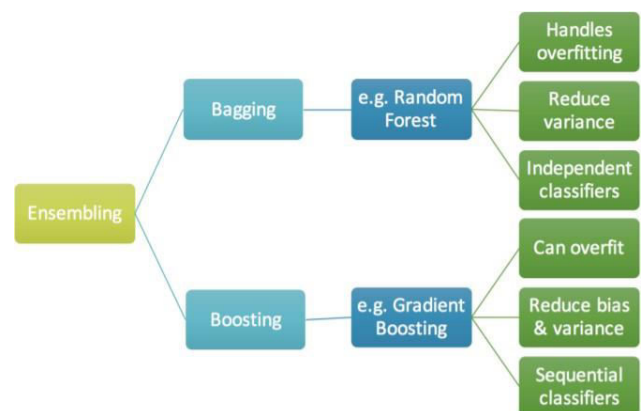


Fig.2.6: Gradient Boosting Classifier

We will look at the score and inspect the disarray network once we’ve “have equipped the version. Once all the classifiers are equipped, we’re going to unload the one’s fashions and vectorization fashions that may be applied while associating the version with the webserver. Then, to companion the internet site web page to the version we picked carafe as a web development structure, this is conveyed on Amazon Web Services (AWS) case. The information we’re given from the web page is going to receive in the AWS-EC2 case. This instance has all of the essential files of AI fashions, jar records, and additionally the front-quit net server. When the essential fashions are unloaded from the AI version, we can moreover make use of simply the ones unloaded fashions withinside the flask” [8] record.





## 1. Logistic Regression

```
In [30]: from sklearn.linear_model import LogisticRegression
In [31]: LR = LogisticRegression()
LR.fit(xv_train, y_train)
C:\ProgramData\anaconda3\lib\site-packages\sklearn\linear_model\logistic.py:432: FutureWarning: Default solver will be changed to 'lbfgs' in 0.22. Specify a solver to silence this warning.
FutureWarning:
Out[31]: LogisticRegression(C=1.0, class_weight=None, dual=False, fit_intercept=True,
intercept_scaling=1, l1_regularization=0, l2_regularization=1.0,
multi_class='warn', n_jobs=None, penalty='l2',
random_state=None, solver='warn', tol=0.0001, verbose=0,
warm_start=False)
In [32]: pred_lr = LR.predict(xv_test)
In [33]: LR.score(xv_test, y_test)
Out[33]: 0.9858288770853476
In [34]: print(classification_report(y_test, pred_lr))
```

	precision	recall	f1-score	support
0	0.99	0.98	0.99	5919
1	0.98	0.99	0.99	5301
accuracy				11220
macro avg	0.99	0.99	0.99	11220
weighted avg	0.99	0.99	0.99	11220

“Fig 3.7 Logistic Regression accuracy is 0.99”

## 2. Decision Tree Classification

```
In [35]: from sklearn.tree import DecisionTreeClassifier
In [36]: DT = DecisionTreeClassifier()
DT.fit(xv_train, y_train)
Out[36]: DecisionTreeClassifier(class_weight=None, criterion='gini', max_depth=None,
max_features=None, max_leaf_nodes=None,
min_impurity_decrease=0.0, min_impurity_split=None,
min_samples_leaf=1, min_samples_split=2,
min_weight_fraction_leaf=0.0, presort=False,
random_state=None, splitter='best')
In [37]: pred_dt = DT.predict(xv_test)
In [38]: DT.score(xv_test, y_test)
Out[38]: 0.9961678579322639
In [39]: print(classification_report(y_test, pred_dt))
```

	precision	recall	f1-score	support
0	1.00	1.00	1.00	5919
1	1.00	1.00	1.00	5301
accuracy				11220
macro avg	1.00	1.00	1.00	11220
weighted avg	1.00	1.00	1.00	11220

“Fig 3.8: Decision Tree Classifier accuracy is 1.00”

## 3. Gradient Boosting Classifier

```
In [40]: from sklearn.ensemble import GradientBoostingClassifier
In [41]: gbc = GradientBoostingClassifier(random_state=0)
gbc.fit(xv_train, y_train)
Out[41]: GradientBoostingClassifier(criterion='friedman_mse', init=None,
learning_rate=0.1, loss='deviance', max_depth=3,
max_features=None, max_leaf_nodes=None,
min_impurity_decrease=0.0, min_impurity_split=None,
min_samples_leaf=1, min_samples_split=2,
min_weight_fraction_leaf=0.0, n_estimators=100,
n_iter_no_change=None, presort='auto',
random_state=0, subsample=1.0, tol=0.0001,
validation_fraction=0.1, verbose=0,
warm_start=False)
In [42]: pred_gbc = gbc.predict(xv_test)
In [43]: gbc.score(xv_test, y_test)
Out[43]: 0.9992762923351158
In [44]: print(classification_report(y_test, pred_gbc))
```

	precision	recall	f1-score	support
0	1.00	0.99	1.00	5919
1	0.99	1.00	1.00	5301
accuracy				11220
macro avg	1.00	1.00	1.00	11220
weighted avg	1.00	1.00	1.00	11220

“Fig 3.9: Gradient Boosting Classifier accuracy is 1.00”

## 4. Random Forest Classifier

```
In [57]: from sklearn.ensemble import RandomForestClassifier
In [58]: RFC = RandomForestClassifier(random_state=0)
RFC.fit(xv_train, y_train)
C:\ProgramData\anaconda3\lib\site-packages\sklearn\ensemble\forest.py:245: FutureWarning: The default value of n_estimators will
change from 10 in version 0.20 to 100 in 0.22.
"10 in version 0.20 to 100 in 0.22.", FutureWarning)
Out[58]: RandomForestClassifier(bootstrap=True, class_weight=None, criterion='gini',
max_depth=None, max_features='auto', max_leaf_nodes=None,
min_impurity_decrease=0.0, min_impurity_split=None,
min_samples_leaf=1, min_samples_split=2,
min_weight_fraction_leaf=0.0, n_estimators=10,
n_jobs=None, oob_score=False, random_state=0,
verbose=0, warm_start=False)
In [59]: pred_rfc = RFC.predict(xv_test)
In [60]: RFC.score(xv_test, y_test)
Out[60]: 0.976952228938681
In [61]: print(classification_report(y_test, pred_rfc))
```

	precision	recall	f1-score	support
0	0.97	0.99	0.98	5919
1	0.99	0.96	0.98	5301
accuracy				11220
macro avg	0.98	0.98	0.98	11220
weighted avg	0.98	0.98	0.98	11220

“Fig 3.10 Random Forest Classifier accuracy is 0.98”

	Logistic Regression	Decision Trees	Gradient Boosting Classifier	Random Forest Classifier	Propagation Dynamics
Precision	0.99	1.00	1.00	0.98	0.96
F1-Score	0.99	1.00	0.99	0.96	N/A
Recall	0.99	0.99	1.00	0.94	N/A
Avg_Train_Time	8 sec	40 sec	331 sec	12 sec	56 sec
Epoch	N/A	N/A	N/A	N/A	15

TABLE I.

“The above table is Comparing different machine learning algorithms”.

Results in brief:

“The 4 algorithms named Logistic Regression, Random Forest Classifier, selection Tree Classifier, and Gradient Boosting Classifier test the facts enter from a big dataset that we have a propensity to retrieve from Kaggle kind of which include round 40000(until the 12 months 2017) with an identical variety of faux and actual information. At each step, for each algorithmic rule, we have a propensity to try to define the accuracy of each algorithmic rule for the quit end result we would like. we have a propensity to now no longer completely try to define the accuracy of the algorithms but conjointly recall, F1-rating that collectively defines the overall performance of that algorithmic rule”.

“On the alternative hand, in Propagation Dynamics, we have got were given created a website that extracts the tweets in a time frame supported queries. we have got were given used docker and docker-compose that enables us to bundle programs into containers. we have got were given enforced this in ubuntu. This version comes up with partner output anyplace we have a propensity to test the consumer enter of information with various tweets referring to that subject matter and make certain whether or not or now no longer the information enter is honestly actual or now no longer. And additionally, it indicates to us what are tweets it went via to confirm whether or not or now no longer the information is actual or faux. It indicates us a graph additionally in that it tells us how many tweets are introduced consistent with our regarding the concern which we have got were given searched regarding”.

## IV CONCLUSION

"In this project, we will be predisposed to implement 5 algorithms overall for detecting faux information-Logistic Regression, selection Tree classification, Random Forest Classifier, Gradient Boosting Classifier, and Propagation Dynamics".

"Looking into the various algorithms we implemented, we will be predisposed to locate that the number one 4 i.e., Logistic Regression, selection tree classification, Gradient Boosting Classifier, and Random Forest classifier forever provide a specific worth (i.e.-Fake or real) at the same time as now no longer extra justification for an equivalent. it is fairly hard in displaying the justification for those three, and despite the fact that it is done, it would offer a very much less accuracy of the result. Keeping it aside, those 4 algorithms come again up with the best accuracy of their result (nearly 99%) but the gradient Boosting set of rules takes a massive amount of it slow in comparison to others in supplying the result".

"Whereas the 5th system we will be predisposed to apply i.e., Propagation Dynamics now no longer totally gives the specific result, however, also can offer accurate justification for an equivalent (Here, all through this case, we used tweets to confirm whether or not or now no longer the information is real or now no longer). It moreover suggests the propagation of the information we will be predisposed to go into in the seek box. Thus, the drawback to the modern-day set of rules is that it comes up with now no longer so practical accuracy (96% accuracies)".

"We have with fulfillment constructed a device mastering version which could expect the credibility of information articles or activities with 96% accuracies. The version collects tweets in a time frame and analyses the propagation dynamics of the rumored activities to peer their credibility. The version has been served in public as a REST API for better reach. so, one can contain neighborhood rumors and activities in the analysis, the device has to expand the medium of series to neighborhood newspapers and information websites. The device conjointly has to embody a comments mechanism to contain people's perspectives as soon as who prefer an event".

## VI. ACKNOWLEDGMENT

"This paper and the research behind it would not have been possible without the exceptional support of my supervisor **Prof. Gopichand G.** His enthusiasm, knowledge and exacting attention to detail have been an inspiration and kept our work on track. All my teammate equally contributed to the final draft of this paper. The generosity and expertise of one and all have improved this study in innumerable ways and saved us from many errors. We are thankful to the Vellore Institute of Technology for providing us with this wonderful opportunity."

## VII. REFERENCES

- [1] A. Zubiaga, A. Aker, K. Bontcheva, M. Liakata, and R. Procter, "Detection and resolution of rumours in social media: A survey," *ACM Computing Surveys*, vol. 51, pp. 32, 2018.
- [2] K. Shu, A. Sliva, S. Wang, J. Tang, and H. Liu, "Fake news detection on social media: A data mining perspective," *ACM SIGKDD Explorations Newsletter*, vol. 19, pp. 22–36, 2017.
- [3] G. L. Ciampaglia, P. Shiralkar, L. M. Rocha, J. Bollen, F. Menczer, and A. Flammini, "Computational fact checking from knowledge networks," *PloS one*, vol. 10, 2015.
- [4] V. L. Rubin and T. Lukoianova, "Truth and deception at the rhetorical structure level," *JASIST*, vol. 66, pp. 905–917, 2015.
- [5] D. M. Nguyen, T. H. Do, R. Calderbank, and N. Deligiannis, "Fake news detection using deep markov random fields," in *NAACL*, 2019, pp. 1–10.
- [6] Z. Jin, J. Cao, Y. Zhang, and J. Luo, "News verification by exploiting conflicting social viewpoints in microblogs," in *AAAI*, 2016, pp. 2972–2978.
- [7] K. Wu, S. Yang, and K. Q. Zhu, "False rumors detection on sina weibo by propagation structures," in *ICDE*, 2015, pp. 651–662.
- [8] C. Castillo, M. Mendoza, and B. Poblete, "Information credibility on twitter," in *WWW*, 2011, pp. 675–684.
- [9] J. Ma, W. Gao, P. Mitra, S. Kwon, B. Jansen, K. F. Wong, and M. Cha, "Detecting rumors from microblogs with recurrent neural networks," in *IJCAI*, 2016, pp. 3818–3824.
- [10] J. Ma, W. Gao, Z. Wei, Y. Lu, and K. F. Wong, "Detect rumors using time series of social context information on microblogging websites," in *CIKM*, 2015, pp. 1751–1754.
- [11] A. Magdy and N. Wanas, "Web-based statistical fact checking of textual documents," in *Int. workshop on Search and mining user-generated contents*, 2010, pp. 103–110.
- [12] A. Mukherjee, V. Venkataraman, B. Liu, and N. Glance, "Fake review detection: Classification and analysis of real and pseudo reviews," *UIC- CS-03-2013. Technical Report*, 2013.
- [13] H. Rashkin, E. Choi, J. Y. Jang, S. Volkova, and Y. Choi, "Truth of varying shades: On political fact-checking and fake news," in *EMNLP*, 2017.
- [14] M. Potthast, J. Kiesel, K. Reinartz, J. Bevendorff, and B. Stein, "A stylometric inquiry into hyperpartisan and fake news," *arXiv:1702.05638*, 2017.
- [15] Y. Yang, L. Zheng, J. Zhang, Q. Cui, Z. Li, and P. S. Yu, "Ti-cnn: Convolutional neural networks for fake news detection," *arXiv:1806.00749*, 2018.

- [16] W. Y. Wang, "liar, liar pants on fire: A new benchmark dataset for fake news detection," arXiv:1705.00648, 2017.
- [17] J. Zhang, L. Cui, Y. Fu, and F. B. Gouza, "Fake news detection with deep diffusive network model," arXiv:1805.08751, 2018.
- [18] E. Tacchini, G. Ballarin, M. L. D. Vedova, S. Moret, and L. Alfaro, "Some like it hoax: Automated fake news detection in social networks," arXiv:1704.07506, 2017.
- [19] A. Zubiaga, M. Liakata, and R. Procter, "Learning reporting dynamics during breaking news for rumour detection in social media," arXiv:1610.07363, 2016.
- [20] Z. Jin, J. Cao, Y. G. Jiang, and Y. Zhang, "News credibility evaluation on microblog with a hierarchical propagation model," in IEEE ICDM, 2014, pp. 230–239