

FINGER READER: A Wearable Technology for On-The-Go Finger that Reads Text

RAKESH K N¹ AND PROF. ALAMMA B H²

Post Graduate Student, Department of M.C.A, Dayananda Sagar College Of Engineering, Bangalore, India

Head of Department (HOD), Department of M.C.A, Dayananda Sagar College Of Engineering, Bangalore, India

ABSTRACT

In today's world, the drastic impact of partially sighted individuals assisted with Braille according to the World Health Organisation (WHO) about 2 millions individuals are having unfortunate vision, outrageous or moderate. The continuous day circumstance of scrutinizing for blind people is with the help of Braille. Braille is a code—a game plan of spots that address letters of a letter set. Not every book is written in Braille, as such the library of an ostensibly crippled individual is limited to countable number of books. The development right currently used in the market is having issue like focusing, precision, versatility and efficiency. In this paper, we have discussed about the gadget gives criticism — either material or perceptible — that directs the client's finger along a line of text, and the framework produces the comparing sound continuously. Getting to printed text in a portable setting is difficult for the visually impaired. They current on a fingernail weathered gadget with the helps of outwardly hindered belongs successfully, productively perusing paper-copied message. They presented clever PC vision calculation for neighbourhood consecutive message examining that empowers perusing individual rows, groups of message by scraping of message belongs correlative, multiplemodal input. The plan is roused by starter studies with outwardly debilitated individuals, and it is limited scale and portable, which empowers a more reasonable activity with little arrangement.

Keyword: Braille, Gadget, Partially sighted.

1. INTRODUCTION

As per world wellbeing association who gauges about 285 million individuals overall are obviously debilitated 39 million are outwardly hindered and 246 million have unfortunate vision, outrageous or moderate visual block generally however what precisely is a finger peruser the outwardly impeded utilize a normal material scrutinizing instrument called a finger peruser to peruse printed data and the structure is recognized with supporting tutoring levels among the ostensibly disabled a device for those are genuinely unfit and require help getting to printed material as well as an aide for language understanding many books and items anyway are as yet not accessible in Braille Dr. pattie maes is the pioneer and head of the mit media labs liquid connection points research bunch.

2. ARCHITECTURE

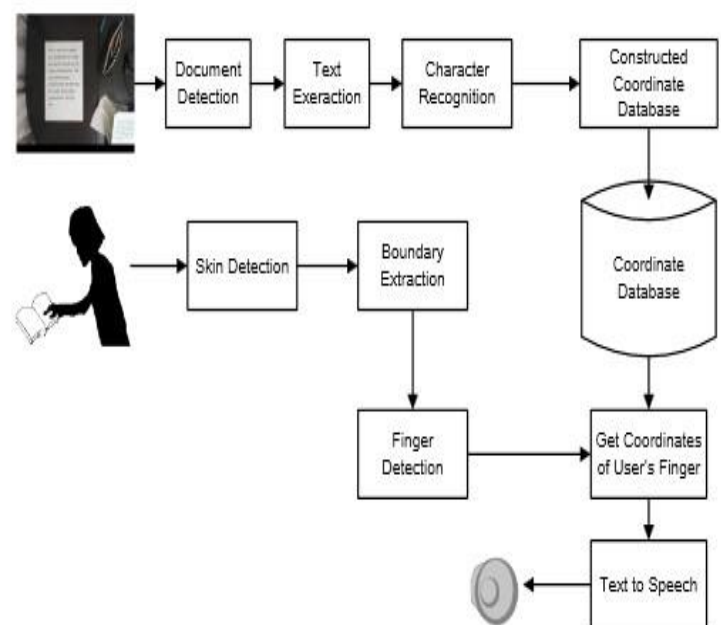


Figure 1. Block diagram for proposed blind reading system

3.METHODOLOGY

3.1 HARDWARE DETAILS

Multimodal input instrument by means of vibration engines and a high-goal little video Camera can be utilized. Vibration engines inserted on the top and lower part of the ring can be utilized to give criticism. The double material plan can be utilized to further develop adaptability.

3.2 SOFTWARE DETAILS

A product stacks which includes a character recognition computation, equipment controller drive, and joining component may be constructed to go with the equipment. They begin by binarizing images and extracting certain forms. We then look on lines of text via connecting columns into trios with trimmed forms, and then we trim to columns of slants that are attainable. Researchers look for supportive forms to rival columns based on their distance from the line, then destroy duplicates with a 2D tilt and catch histogram. As the client reviews the line, words with high confidence are retained and followed. We employ layout coordinating for following, utilising word picture patched that we aggregate with each case. We track the client's movements to anticipate where the word patches will appear next, allowing us to use a more limited search area. At the point when the client goes from the sweep line, we trigger a material and hear-able input. When the framework can't discover any further text units along on the column, an event is triggered to inform clients that they've reached the end of the printed line. New high-certainty words create an occasion or even summon the TTS motor to pronounce the word in its entirety. While skimming, clients hear a couple of words that are at present under their finger and can choose whether to continue to peruse or move to another area.


3.3 IMPLEMENTATION

The devise can only read written text with the aid of a fingerreader, which is a portable device that


scans with the index finger as well (in figure 1c). The architecture is identical to that of eyering 12, but it includes additional software and hardware, as well as haptic response video-processing techniques. a variety of output options. The camera is focused at a set distance thanks to the finger-worn design, which also makes use of the sensation of touch when scanning the surface. In order to provide a simple interface for consumers and allow them to simply orient the device, the gadget does not contain numerous buttons or pieces. Details about the hardware The FingerReader hardware adds multisensory input through the vibrations engine, a new dual-material box design, and a high-resolution tiny camcorder to the EyeRing hardware. Two vibration engines are installed on the upper and lower part of such devise to give sensory criticism about what bearing the client ought to motion the camcorder through unmistakable signs. The double material plan gives adaptability to the rings fit like hoses the vibration with decrease disarray to client (fig 1b). Early output displayed to clients favoured signs along various examples for example beating as opposed to vibrating various engines since they are more straightforward to differentiate programming subtleties to go with the equipment we fostered a product stack that incorporates a word mining calculation, equipment single controller and integrating layer, which is presently independent PC programme. A contribution from a close viewpoint on printed text is anticipated by the text-extraction computation (in fig2). First begin by binarizing mental images and extracting specific forms, after which we search on lines of text by matching threads to trios of trimmed forms, and last we trim for threads with plausible slants. We look for accompanying shapes for newer lines based on their distance from the line, then wipe off copies with a 2d histogram of slant and catch, and then modify line conditions based on their supporting shapes. Along the declaration line, we distinguish words from letters and transmit them to the ocr motor. Words with high confidence are held and followed as the client filters the line for following.

We employ layout coordination with picture patches of the words that we gather with each casing. We record the client's movement to anticipate where the word patches might come next. Please refer to the code1 for a comprehensive list of nuances. At the point when the client goes from the output line we trigger a material and hear-able input. When the framework can't discover any further text block with the, we set off an event to notify clients that they've reached the end of the printed line. New high-certainty words set off an event and summon the TTS motor to resoundingly absolute the text. Clients can pick whether to continue perusing or shift to another region when skimming if they hear a handful of phrases that are now beneath their finger. Our software is compatible with both Mac and Windows computers, and the source code is available for download1. We focused on runtime productivity, and our machine's average casing handling time is less than 20 milliseconds, which is acceptable for real-time handling. Low running time is necessary to aid in carelessly skimming messages as well as criticism, since the client receives a speedy response whenever a message location is identified.

Figure.1



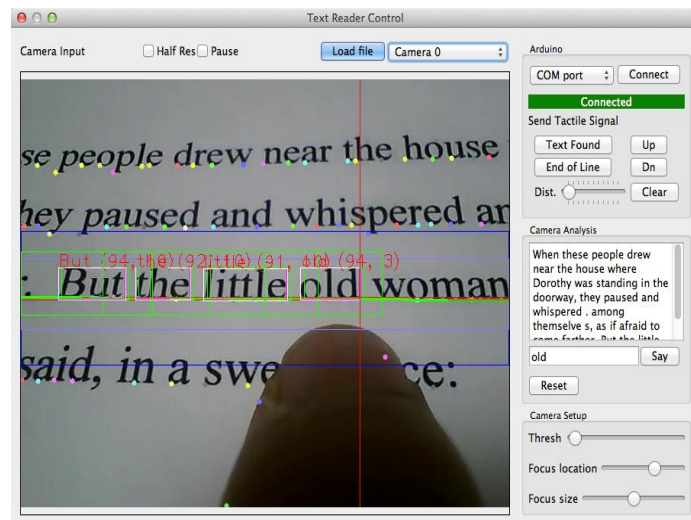
(a) An old design



(b) An updated design



(c) A ring being used



The ring designs are shown in Figure .2

ADVANTAGES

A product stack that includes a character recognition computation, equipment controller engine, and combination stack may be constructed to go with the equipment. We begin by binarizing images and extracting certain forms.

From there, we look on lines of text via matching rows to trios of trimmed forms, and then we look for rows have possible inclines. In light of the distance from the row, we look to supportive forms for up-and-coming lines, afterward dispense with copies utilizing a 2D histogram of slant and block.

We zeroed in on runtime effectiveness, and ordinary casing handling season of our device is inside 20MS, that is appropriate for constant handling. It has a short duration vital to help arbitrarily also scanning the word with respect to input.

DRAWBACK

The voice is cut yet work is happening to work on the nature of sound. It doesn't work with text as little as, say, on a medication bottle, however it can peruse 12-point printed text. Certain issues are noticed related with text arrangement, incorrect word

acknowledgment, slow speed of OCR programming, and lack of definition of photos.

Troubles were noticed related with perusing minute texts like a panel, contact number or a screen text.

SOLUTION TO THE EXISTING PROBLEMS

To battle the current issues, a clever equipment and programming can be utilized that incorporates speedy reaction, video processing calculations and different result systems. The ring model adjusts the lens to a reasonable walking distance and examines the material with the tactile. The gadget can be made to contain not many buttons and a straightforward UI in this manner making it reduced and easy to use.

CONCLUSION

However more examination must be done on this gadget and a great deal of impromptu creations are to be made. Also this gadget has not been brought to the market yet because of the expense related with it. As to tentative arrangements one of my ideas is that the gadget ought to have the option to acknowledge a lot more dialects as

information and create yield in any language as wanted by client. This will make the gadget more helpful generally and will expand the utility of the gadget.

REFERENCES:

<http://www.robotica-up.org/PDF/Wearable4Blind.pdf>
<http://fluid.media.mit.edu/sites/default/files/paper317.pdf>
<http://www.techtimes.com/articles/9949/20140708/de-vice-helps-blind-read-print-fingerreader-audioreading-gadget-index.htm>
[http://fluid.media.mit.edu/sites/default/files/FingerReaderFAQ%20\(4\).pdf](http://fluid.media.mit.edu/sites/default/files/FingerReaderFAQ%20(4).pdf)
<http://techcrunch.com/2014/04/17/mits-fingerreaderhelps-the-blind-read-with-a-swipe-of-a-digit/>
<http://www.humanity.org.uk/articles/blind>
<http://mashable.com/2014/07/13/blind-fingerreader/ness-visual-impairment/learning-to-read-braille>
http://www.ijetae.com/files/Volume5Issue1/IJETAE_0115_62.pdf

- [1] www.electronic-circuits-diagrams.com
- [2] www.circuitstoday.com [3] www.circuitlake.com

A. Software Books & Websites

- [1] Gary Cornell & Jonathan Marrison, Programming VB.Net: A Guide for experienced programmers, Second Edition 2002, ASPToday Publication, ISBN (pbk): 1-893115-99-2, 424