

# Multi-Objective Optimization of Microstrip Patch Antenna using Particle Swarm Optimization

<sup>1</sup>Mrs. D. Shirisha, <sup>2</sup>A. Tejaswi, <sup>3</sup>U. Likitha, <sup>4</sup>N. Maithri

<sup>1</sup>Assistant Professor, Department Of ECE, Vignan's Institute of Management and Technology for Women, Ghatkesar, Telangana.

<sup>2,3,4</sup>B.Tech Students, Department Of ECE, Vignan's Institute of Management and Technology for Women, Ghatkesar, Telangana.

## Abstract

A microstrip patch antenna is a low-profile, lightweight antenna widely used in wireless communication systems. It consists of a radiating metallic patch on one side of a dielectric substrate and a ground plane on the other. These antennas are easy to fabricate and integrate with printed circuit boards. They are commonly used in mobile devices, satellite communication, and radar systems. This project proposes design and implementation of microstrip patch antenna using conventional methods there are some disadvantages such as narrow bandwidth, low gain, low efficiency etc. the proposed design can be optimized using Particle Swarm Optimization (PSO) To overcome these limitations, for wideband performance at 10.5 GHz. The optimization aims to enhance return loss, bandwidth, and gain, addressing the limitations of conventional microstrip antennas. The proposed antenna will show improved bandwidth, higher gain, and better return loss, making it suitable for X-band wireless

**Keywords:** PSO Algorithm antenna design simulation, HFSS, wireless communication

## Introduction :

Particle Swarm Optimization (PSO) has emerged as a widely adopted optimization method in various engineering applications, particularly within the field of electromagnetism for antenna design and optimization. Its applications extend to optimizing geometric characteristics of antennas and arrays, addressing Electromagnetic Compatibility (EMC) problems, and facilitating optimization using computational methods. A review of existing literature reveals several examples of PSO's implementation in this domain: In 2005, Nanbo Jin et al. utilized PSO for the design of an E-shaped patch antenna. Subsequently, in 2008, R. N. Biswas et al. proposed a dual-slot path microstrip antenna optimized for approximately 2 GHz frequencies using APSO techniques. The same year, V. S. Chintakindi et al. investigated PSO's efficacy in precisely determining the resonant frequency of an equilateral triangular micro-stream (ETMP) antenna. In 2009, M. T. Islam et al. applied PSO with curve fitting for the optimization of an inverted E-shaped microstrip patch antenna. Also in 2009, F. A. Ali et al. introduced a hybrid PSO approach, combining the Genetic Algorithm (GA) with the PSO method. Finally, in 2009, Y. Choukiker et al. presented a PSO system based on the IE3DTM patch antenna architecture.

**Literature Survey:****1. Multi-Objective Particle Swarm Optimization for Extremely Low-Profile Wideband Frequency Selective Surfaces(2018)**

**Description:** A seminal work applying MOPSO to optimize a wideband FSS, balancing the need for low physical profile (thickness) against the electrical bandwidth performance.

**2. Multi-Objective Particle Swarm Optimization: A Review of the State-of-the-Art(2018)**

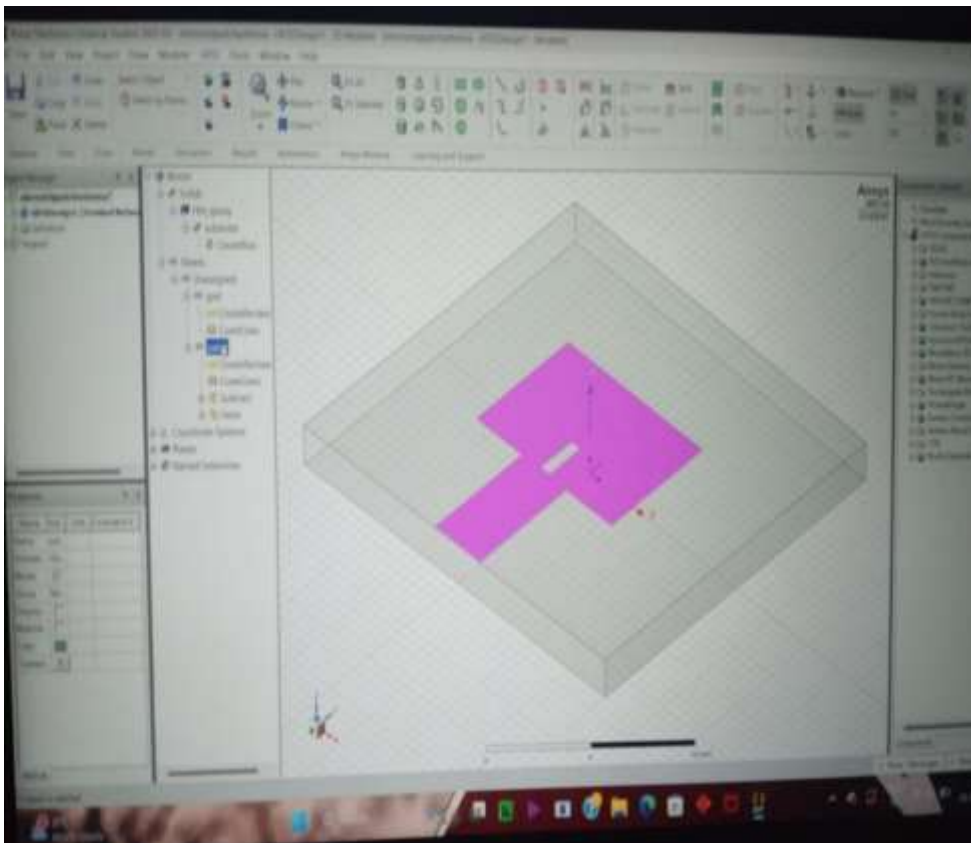
**Description:** A foundational survey classifying the various improvements and variants of MOPSO, providing context for the methods used in wideband applications.

**3. A comparative study of MOPSO and NSGA-II for multi-objective optimization of a water resource system(2018)**

**Description:** Compares MOPSO against the popular NSGA-II algorithm in a general multi- objective problem, justifying MOPSO's use in complex wideband design problems.

**Proposed Method:**

The proposed method uses the Particle Swarm Optimization (PSO) algorithm to automatically optimize the design parameters of a microstrip patch antenna. The goal is to achieve optimal performance in terms of return loss (S11), gain, bandwidth, and VSWR simultaneously.

**FIG 1: BLOCK DIAGRAM**

### Working Principle:

This section details the design, fabrication, and measurement of a conventional rectangular microstrip patch antenna, which was optimized using Particle Swarm Optimization (PSO). The process includes a step-by-step optimization procedure, convergence graph, final antenna design, and simulated and measured results, all validated by a [Vector Network Analyzer \(VNA\)](#) after fabrication using computerized photolithography.

#### Design and optimization

- Design approach: The design is for a conventional rectangular microstrip patch antenna.
- Optimization method: [Particle Swarm Optimization \(PSO\)](#) is used to optimize the antenna design.
- Details: The optimization process is described in detail, including the convergence graph and the final converged design.

#### Fabrication and measurement

- Fabrication method: The antenna is physically built using a computerized photolithography process.
- Measurement method: A [Vector Network Analyzer \(VNA\)](#) is employed to validate the simulated results against the measured results.

### Results

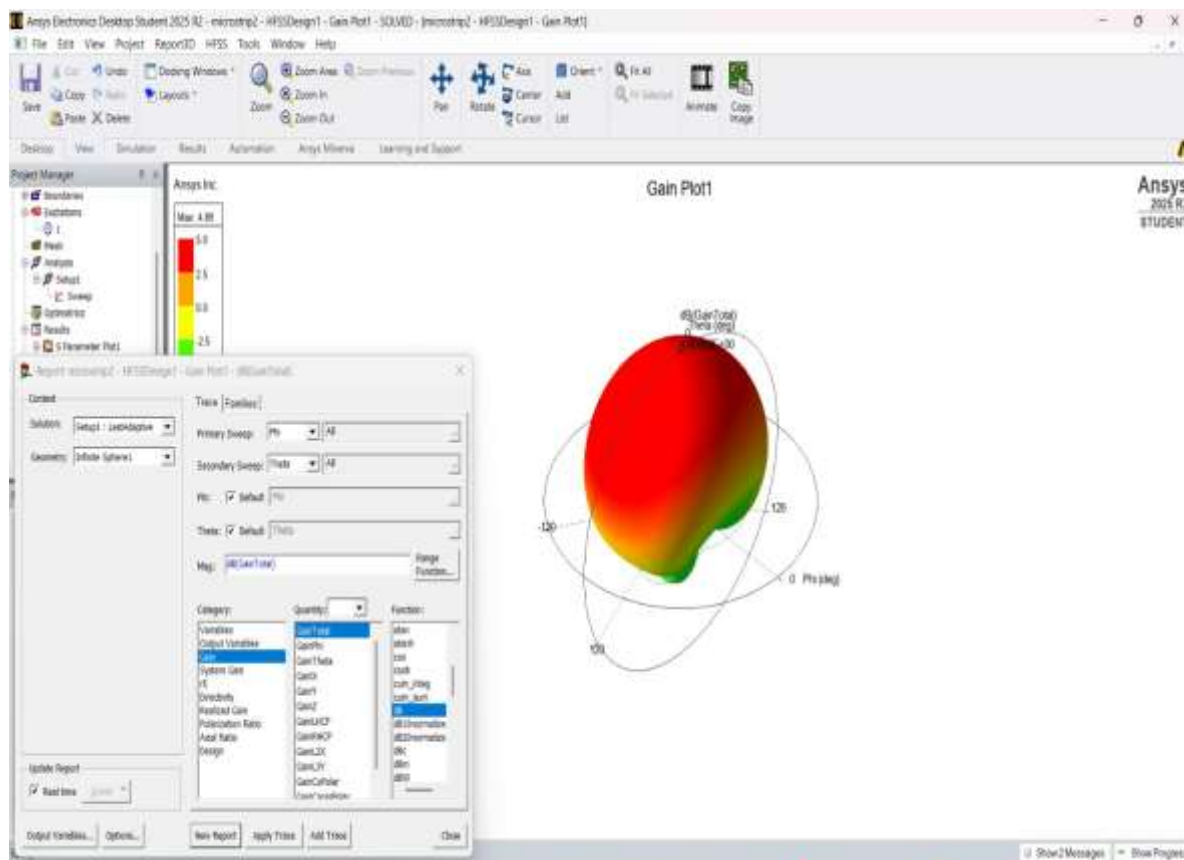


FIG 2: GAIN

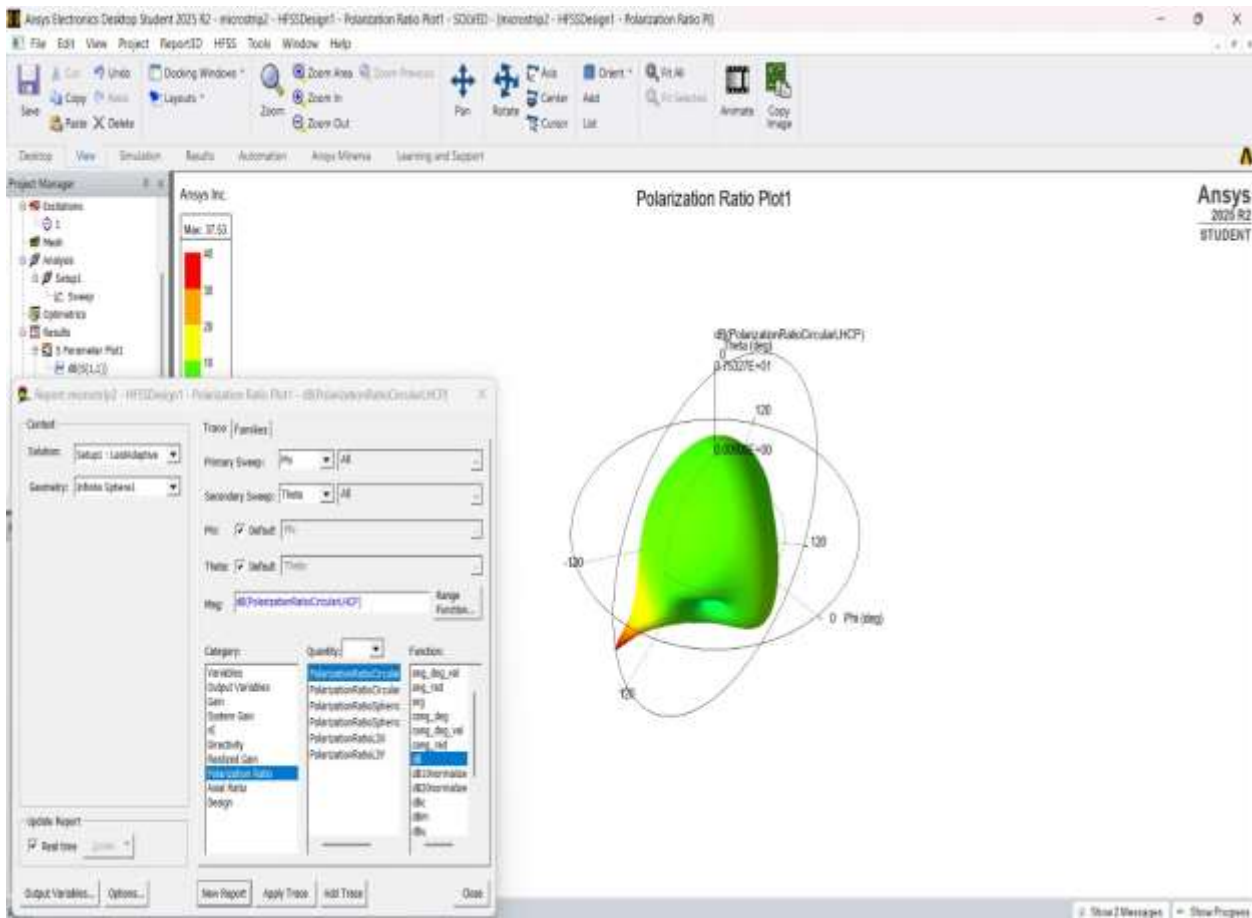


FIG 3: POLARIZATION RATIO

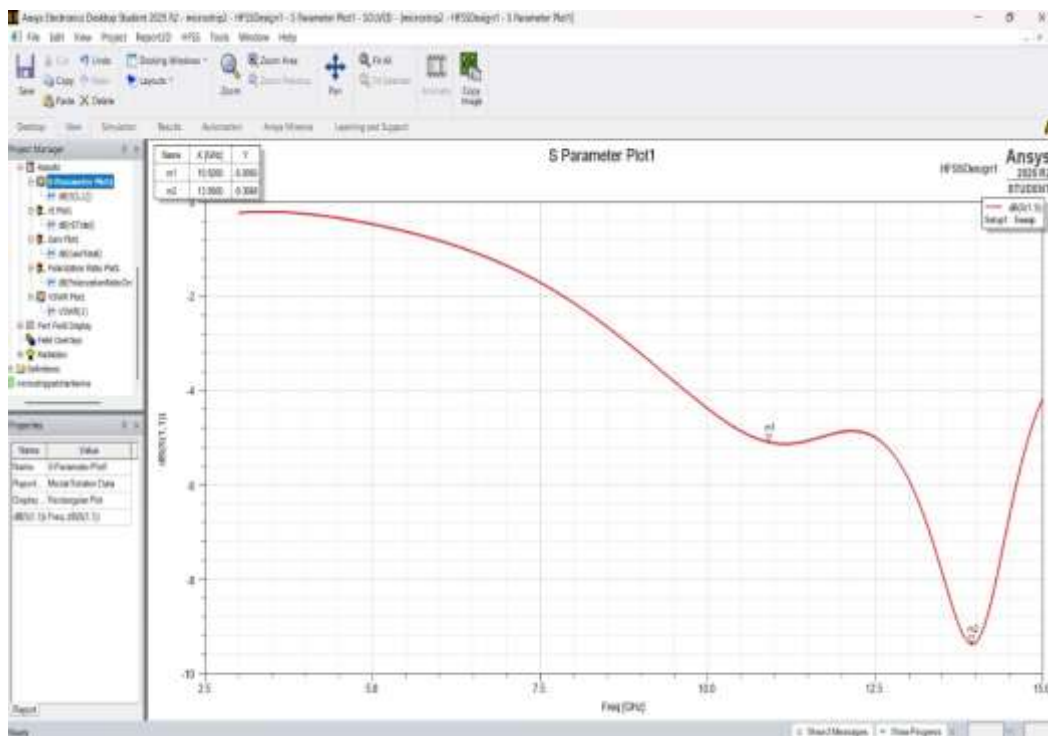


FIG 4: S PARAMETER

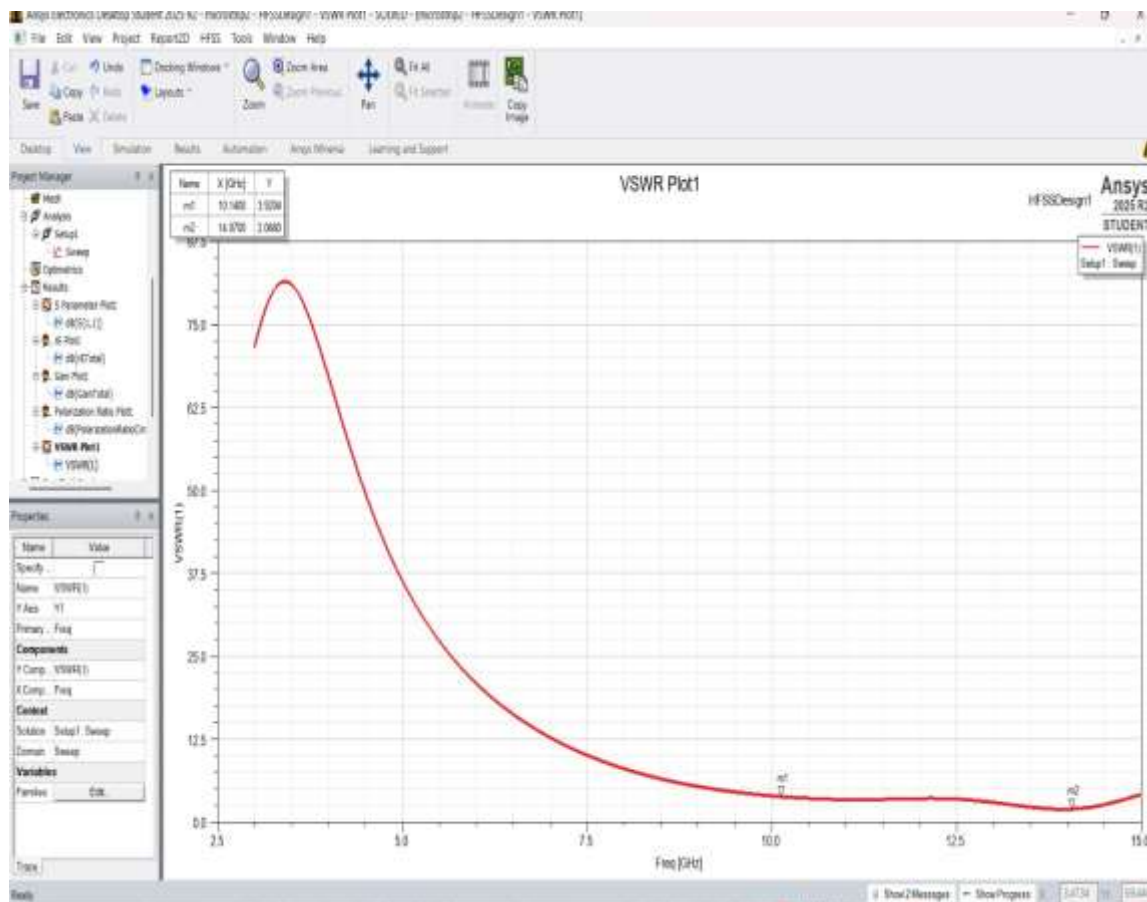


FIG 5: VSWR

### CONCLUSION

Multi-objective optimization using Particle Swarm Optimization (PSO) is a powerful and efficient technique for addressing complex problems that involve multiple conflicting objectives. It enables the generation of a set of Pareto optimal solutions, allowing decision-makers to choose the most appropriate solution based on specific requirements and trade-offs. The algorithm is simple in structure, easy to implement, and requires fewer parameters compared to many traditional optimization methods.

PSO demonstrates fast convergence and strong global search capability, making it suitable for solving non-linear, high-dimensional, and real-world problems. Its flexibility allows it to be adapted or hybridized with other techniques to further enhance performance. Additionally, it reduces computational time and effort while maintaining reliable and consistent results across different applications.

### FUTURE SCOPE

- 1.Future research can focus on combining PSO with other algorithms such as Genetic Algorithms, Neural Networks, and Fuzzy Logic to improve performance, accuracy, and convergence speed.
- 2.Advanced methods can be developed to maintain better diversity in Pareto optimal solutions, ensuring a more uniform and high-quality solution set.

3. Developing adaptive mechanisms for automatically tuning parameters like inertia weight and acceleration coefficients can enhance the efficiency and stability of PSO.

4. PSO can be extended to new domains such as Internet of Things (IoT), Artificial Intelligence, smart grids, and autonomous systems for optimized performance.

## References

1. **Lalbahsh, M., et al.** "Multi-Objective Particle Swarm Optimization for Extremely Low-Profile Wideband Frequency Selective Surfaces."
2. **Zhang, A. C. B. F. G. R. S. N. Z. Z., et al.** "Multi-Objective Particle Swarm Optimization: A Review of the State-of-the-Art."
3. **Hojjati, A., et al.** "A comparative study of MOPSO and NSGA-II for multi-objective optimization of a water resource system."
4. **Al-Rubaie, F. S. A. A. B., et al.** "Design and Optimization of Planar Multiband Antenna using PSO-RBFNN Surrogate Model."
5. **Al-Ani, H. A. A. B. H. M. P. V., et al.** "Design and Optimization of Stepped Triangle Shape Antenna for UWB Applications using Particle Swarm Optimization."
6. **Al-Ani, A. J. S. L. G. P., et al.** "Optimization of E-Shaped Microstrip Patch Antenna for Wideband Applications Using Particle Swarm Optimization."
7. **Al-Ani, H. A. K., et al.** "Design and Optimization of Compact Ultra-Wideband Microstrip Patch Antenna using Improved Particle Swarm Optimization."
8. **Al-Ani, Y. B. U. M. K. K., et al.** "Optimization of Planar UWB Antenna Using Particle Swarm Optimization."