

# Power Brain AI Assistant for Grid Stability Forecasting

Ghadage Shivam Dhanaji

## CHAPTER NO.1 INTRODUCTION

The modern electrical power grid is becoming increasingly complex due to the integration of renewable energy sources, dynamic loads, and decentralized generation systems. Maintaining grid stability under these changing conditions is a major challenge, as fluctuations in voltage, frequency, and load demand can lead to power quality issues and even system failures.

The **Power Brain AI Assistant for Grid Stability Forecasting** is an intelligent monitoring and prediction system designed to enhance grid reliability. This project combines IoT-based sensing, real-time data acquisition, and Artificial Intelligence to analyze grid parameters such as voltage, current, frequency, and load variations. Using sensors connected to an ESP32 microcontroller, electrical data is continuously collected and transmitted to a cloud-based AI system.

The AI assistant processes historical and real-time data to forecast potential instability conditions such as overloads, voltage drops, or abnormal consumption patterns. By predicting these events in advance, the system can support preventive decision-making, improve energy management, and reduce the risk of outages.

This project demonstrates how AI and embedded systems can work together to build a smarter, more resilient power grid, making it suitable for future smart grid applications, renewable energy integration, and automated energy monitoring systems.

## CHAPTER NO. 2

### LITERATURE REVIEW

The rapid evolution of modern power systems into smart grids has increased the need for intelligent monitoring and forecasting techniques to ensure grid stability. Traditional power grids relied mainly on centralized control and manual supervision, but with the growing penetration of renewable energy sources, electric vehicles, and dynamic loads, maintaining voltage and frequency stability has become more complex. Researchers have therefore explored the use of IoT, machine learning, and artificial intelligence (AI) for advanced grid monitoring and prediction.

Several studies have focused on **IoT-based power monitoring systems** using low-cost microcontrollers such as Arduino and ESP32. These systems employ sensors to measure parameters like voltage, current, and power consumption in real time. The collected data is transmitted to cloud platforms for visualization and analysis. Such approaches demonstrate the feasibility of continuous, remote grid monitoring, forming the foundation for intelligent energy management systems.

In recent years, **AI and machine learning techniques** have been widely applied for power system forecasting. Algorithms such as Artificial Neural Networks (ANN), Support Vector Machines (SVM), and Long Short-Term Memory (LSTM) networks have been used to predict load demand, voltage instability, and frequency deviations. These methods outperform traditional statistical approaches because they can learn complex nonlinear relationships in electrical data and adapt to changing grid conditions.

Research in **grid stability forecasting** highlights the importance of early detection of abnormal patterns. Studies show that predictive models can identify conditions leading to voltage collapse, overload, or frequency imbalance before they occur. AI-based forecasting systems help operators take preventive actions, improving reliability and reducing

blackout risks.

The integration of **renewable energy sources** like solar and wind introduces intermittency, which further challenges grid stability. Literature indicates that AI-driven forecasting combined with real-time sensing can help balance supply and demand by predicting renewable generation variations and adjusting loads accordingly.

Cloud computing has also played a key role in modern smart grid research. Cloud platforms enable large-scale data storage, processing, and deployment of AI models. Many researchers have proposed **cloud-based energy management systems** where edge devices collect data and AI models in the cloud perform analysis and forecasting.

Despite these advancements, most existing systems either focus only on monitoring or only on forecasting. There is a need for an integrated system that combines **real-time IoT sensing, cloud connectivity, and AI-based stability forecasting** in a cost-effective and scalable manner. The **Power Brain AI Assistant** project addresses this gap by merging embedded sensing hardware with AI-driven prediction to support smart grid stability and decision-making.

## CHAPTER NO.3

### SCOPE OF THE PROJECT

#### 3.1 scope of project

##### 1. Load Demand Forecasting:

The project focuses on predicting short-term electrical load using historical consumption data. Accurate load forecasting helps in maintaining balance between power generation and demand.

##### 2. Grid Stability Analysis:

The system analyzes grid stability parameters such as load variation and frequency behavior to identify possible instability conditions before they occur.

##### 3. Application of Artificial Intelligence:

Machine learning algorithms are used to learn patterns from past grid data and generate future predictions, improving the accuracy of forecasting compared to traditional methods.

##### 4. Renewable Energy Impact Consideration:

The project considers the effect of renewable energy sources like solar and wind, whose fluctuating output can affect grid stability.

##### 5. Early Warning and Alert Generation:

When forecasted values cross predefined safe limits, the AI assistant provides early warnings, allowing preventive action to avoid power disturbances.

##### 6. Decision Support for Grid Operators:

The system acts as a decision-support tool by providing forecast results that help operators plan load management and maintain grid stability.

### 7. Data Visualization and Reporting:

Forecasted data and stability indicators are displayed using simple graphs and charts for easy understanding and analysis

### 8. Simulation-Based Implementation:

The project is implemented using simulated or historical data, making it suitable for academic and micro-project purposes.

### 9. Improved Grid Reliability:

By forecasting instability in advance, the system helps reduce outages and improves the overall reliability of the power grid.

### 10. Scalable Framework for Future Use:

The project can be extended in the future to include real-time sensor data, advanced AI models, and integration with smart grid systems.

## 3.2 Problem Statement:

The electrical power grid is a critical infrastructure that must operate continuously with high reliability and stability. In recent years, the power system has faced increasing challenges due to rapid growth in electricity demand, urbanization, and the widespread integration of renewable energy sources such as solar and wind power. While renewable energy is environmentally beneficial, its intermittent and weather-dependent nature introduces uncertainty and fluctuations in power generation, which negatively impact grid stability.

Conventional power grid monitoring and control systems are primarily reactive, meaning corrective actions are taken only after disturbances such as frequency deviations, voltage instability, or overload conditions have already occurred. These systems lack advanced forecasting capabilities and are unable to effectively analyze large volumes of historical and real-time data to predict future grid conditions. As a result, grid operators have limited visibility into upcoming instability risks and must rely on manual experience-based decisions.

Sudden load variations, renewable generation uncertainty, and equipment failures can cause imbalance between power generation and demand. If these issues are not detected and managed in advance, they may lead to cascading failures, power outages, and reduced power quality. This highlights the need for a proactive and intelligent approach to grid management.

Therefore, there is a strong requirement for an AI-based system, referred to as a **Power Brain AI Assistant**, that can analyze historical grid data, forecast short-term load demand and stability conditions, and provide early warnings of potential disturbances. Such a system can support grid operators in making informed decisions, improving grid reliability, minimizing outages, and ensuring stable and efficient operation of the power grid

## 3.3 Objective of the project:

1. **To design an AI-based Power Brain assistant** for forecasting grid stability conditions.
2. **To predict short-term electrical load demand** using historical power consumption data.
3. **To analyze grid stability parameters** and identify possible instability conditions in advance.
4. **To apply machine learning techniques** for improving the accuracy of grid forecasting.

5. **To generate early warning alerts** when forecasted values exceed safe operating limits.
6. **To support grid operators in decision-making** by providing forecast-based insights.
7. **To visualize forecasting results** using graphs and charts for easy interpretation.
8. **To improve overall grid reliability and efficiency** through proactive stability forecasting.

#### CHAPTER NO.4 METHODOLOGY

The proposed system follows an intelligent and predictive approach to monitor and forecast the stability of the electrical power grid. The methodology begins with the acquisition of real-time electrical parameters from the AC grid line. Voltage and current are the primary indicators of grid health; therefore, a ZMPT101B voltage sensor is used to measure AC voltage, while a current sensor such as SCT-013 or ACS712 is used to measure line current. These sensors safely convert high electrical quantities into low-level analog signals suitable for electronic processing.

Since the sensor outputs cannot be directly connected to the microcontroller, a signal conditioning stage is incorporated. This stage includes a voltage divider to reduce signal amplitude, a burden resistor to convert current transformer output into measurable voltage, and filtering components to remove electrical noise. Signal conditioning ensures accuracy, safety, and reliable data acquisition.

The conditioned signals are then fed into the ESP32 microcontroller, which serves as the local processing unit. The ESP32 performs analog-to-digital conversion and computes key electrical parameters such as RMS voltage, RMS current, power, and frequency. These values represent the real-time operating condition of the power grid. The ESP32 also prepares the data for transmission using its built-in WiFi capability.

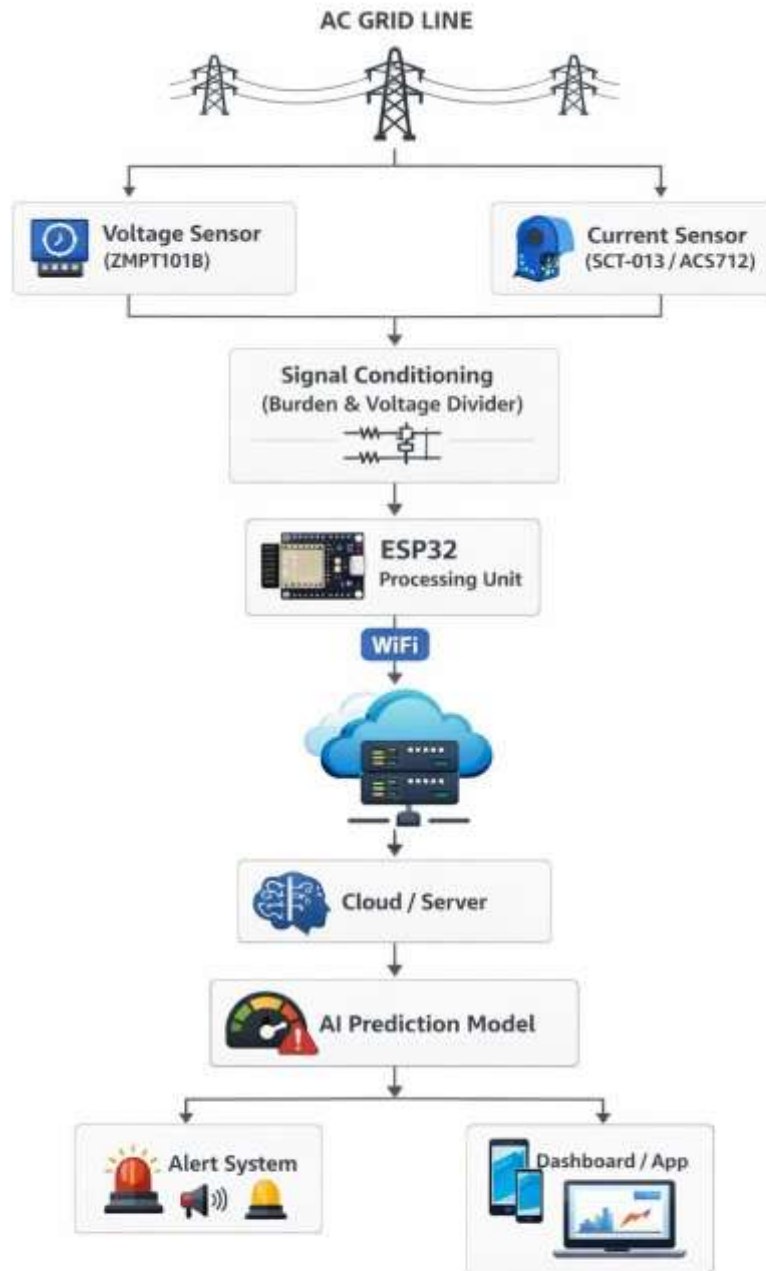
The processed data is transmitted to a cloud or server platform where it is stored and managed. This cloud database acts as a repository for historical and real-time data, which is essential for training Artificial Intelligence models. The AI model is the core component of the system and functions as the “Power Brain.” Using machine learning techniques such as LSTM networks, neural networks, or random forest algorithms, the model learns normal grid behavior patterns and identifies deviations. Based on historical trends and real-time inputs, the AI predicts potential instability conditions before they occur.

The prediction output from the AI model is analyzed in a stability evaluation stage. The system classifies the grid condition into categories such as stable, warning, or critical. If the AI predicts abnormal behavior such as voltage sag, overload, or frequency deviation, the system generates alerts.

Finally, the alert and visualization stage communicates the system status to users. Alerts may be provided through buzzers, LEDs, mobile applications, or dashboards. The dashboard displays parameter trends, power usage, and risk levels, enabling operators to take preventive actions. The methodology also supports continuous learning, where new data improves the AI model’s accuracy over time.

Thus, the system integrates sensing, signal conditioning, embedded processing, cloud computing, and artificial intelligence to achieve predictive grid stability monitoring.

### 4.1. Block Diagram:



## CHAPTER NO.5

### DESIGN, WORKING AND PROCESSES

#### 5.1. System Design :

The **Power Brain AI Assistant** system is designed as an intelligent smart grid monitoring and forecasting model that integrates hardware sensing, embedded processing, IoT communication, and Artificial Intelligence.

The hardware design consists of voltage and current sensing modules connected to an ESP32 microcontroller. The voltage sensor is connected in parallel with the grid model to measure voltage levels, while the current sensor is

connected either in series with the load or clamped around the live wire to measure load current. Signal conditioning circuits ensure the sensor outputs are safe and compatible with the ESP32 ADC inputs.

The ESP32 acts as the central controller, handling data acquisition, initial processing, and wireless transmission. An OLED display provides local visualization of grid parameters. The system is powered through a regulated 5V supply. On the software side, a cloud platform stores data and runs AI algorithms for forecasting grid stability.

---

## 5.2 Working Principle :

The working of the system is based on real-time monitoring and intelligent prediction.

When the grid model is powered, voltage and current sensors continuously measure electrical parameters. These analog signals are converted into digital values by the ESP32's ADC. The microcontroller calculates important electrical values such as RMS voltage, RMS current, and estimated power.

The processed data is sent via Wi-Fi to a cloud server at regular intervals. In the cloud, the AI assistant analyzes both real-time and historical data to identify trends and abnormal patterns. Based on learned patterns, the AI model forecasts potential instability conditions such as:

- Voltage fluctuations
- Sudden load increases
- Abnormal power consumption
- Possible overload situations

The prediction results and current grid status are displayed on the OLED screen and cloud dashboard, allowing users to take preventive action.

## 5.3 System Processes :

The operation of the Power Brain AI Assistant follows a sequence of processes:

### Step 1: Sensing

Sensors measure voltage and current from the grid model.

### Step 2: Signal Conditioning

Sensor outputs are scaled and biased to safe levels for the microcontroller.

### Step 3: Data Acquisition

ESP32 reads sensor data using ADC channels.

### Step 4: Local Processing

Basic electrical calculations (RMS, power estimation) are performed.

### Step 5: Data Transmission

Processed data is sent to the cloud via Wi-Fi.

### Step 6: AI Analysis

Cloud-based AI models analyze trends and predict instability.

**Step 7: Visualization**

Results are shown on the OLED display and cloud dashboard.

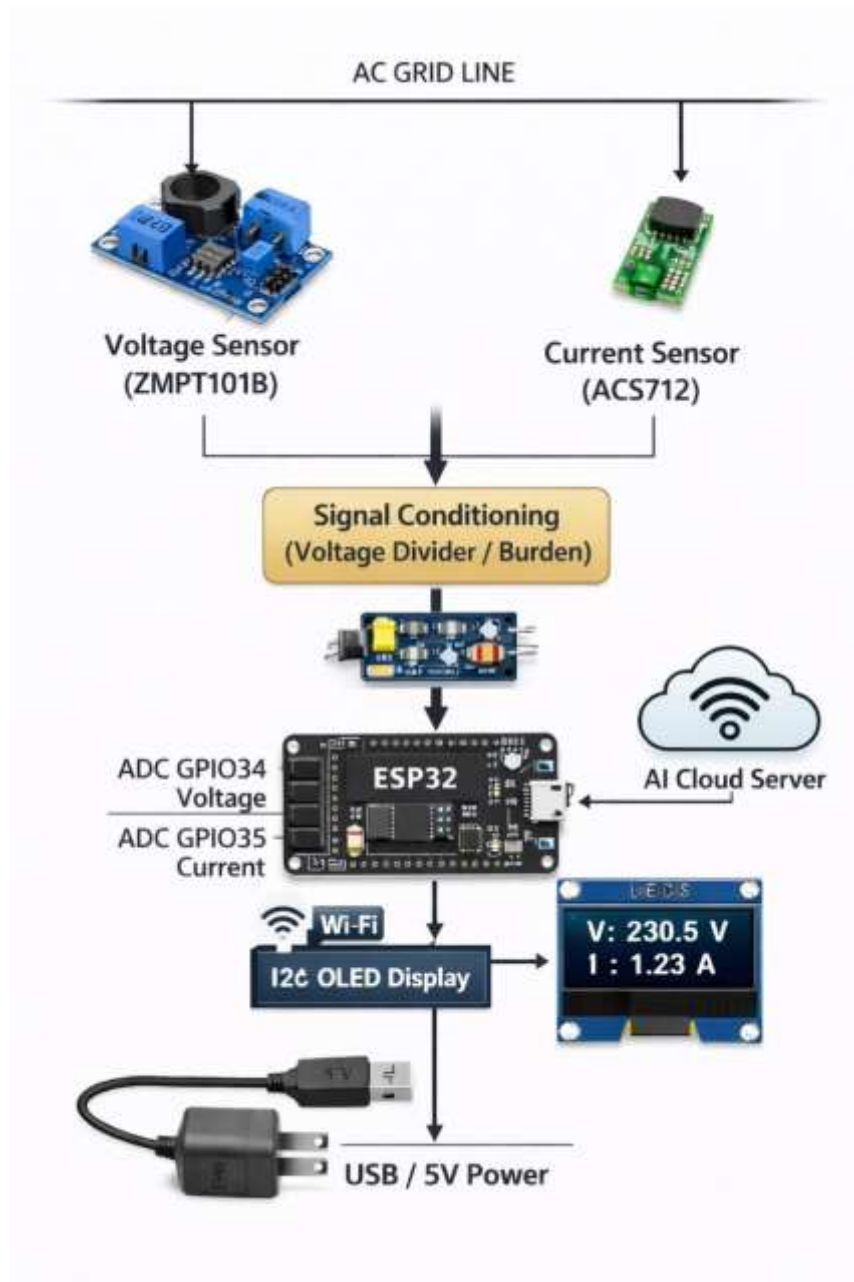
**Step 8: Forecast Output**

The system provides early warnings of possible grid issues.

**5.4 Component list:**

S.No	Component Name	Specification / Rating	Quantity	Purpose
1	ESP32 Development Board	3.3V logic, 240 MHz, Wi-Fi + Bluetooth	1	Main controller & IoT communication
2	Voltage Sensor (ZMPT101B)	0–250V AC input, Analog output 0–5V	1	AC voltage measurement
3	Current Sensor (ACS712)	5A / 20A / 30A (commonly 5A module), 5V supply	1	Load current measurement
4	OLED Display (I2C)	0.96 inch, 128×64, 3.3–5V	1	Display voltage & current data
5	Burden Resistor	100Ω, ¼ Watt	1	Signal conditioning (if required)
6	Voltage Divider Resistors	10kΩ + 10kΩ, ¼ Watt	2	ADC voltage level adjustment
7	AC Load (Bulb )	230V AC, 5–60W	1	Demonstration load
8	Power Supply Adapter	5V, 2A USB	1	ESP32 power supply
9	Breadboard / PCB	Standard	1	Circuit assembly
10	Connecting Wires	Jumper wires	As required	Connections
11	Laptop / Cloud Platform	—	1	AI processing & data monitoring

### 5.5 circuit diagram:



### 5.6 Explanation of circuit:

#### 5.6.1 ESP32 Development Board

**Function:** Main processing unit (reads voltage & current and sends data via WiFi)

**Connections:**

- 3.3V → ZMPT101B VCC
- GND → ZMPT101B GND + Bias network ground
- GPIO34 (ADC) → Voltage sensor output
- GPIO35 (ADC) → Current sensor conditioned output

## Why ESP32?

- 12-bit ADC (0–3.3V input range)
- Built-in WiFi
- Fast enough for RMS & power calculations

⚠ ADC pins must NEVER exceed 3.3V.



### 5.6.2 ZMPT101B Voltage Sensor Module

Function: Measures AC voltage safely using an isolation transformer. AC Side (High Voltage)

- Connected across Live (Brown) and Neutral (Pink/Red) from 220V socket.


Low Voltage Side

- VCC → 3.3V
- GND → GND
- OUT → ESP32 GPIO34

What It Does:

- Steps down 220V AC to a small AC signal.
- Provides electrical isolation.
- Onboard potentiometer adjusts output amplitude.

✓ Output is small AC waveform centered near 0V (some modules already biased internally).



### 5.6.3. Current Sensor ACS712

**Function:** Measures AC current without cutting the wire.

**How It Works:**

- Only ONE wire (Live) passes through clamp.
  - Acts as a current transformer.
  - Produces small AC current proportional to load current.
- △ Do NOT pass both Live & Neutral through clamp (field cancels).



### 5.6.4 Liquid crystal display

LCD (Liquid Crystal Display) is a flat-panel display technology used in devices like TVs, computer monitors, calculators, and smartphones.

#### Short Explanation

An LCD uses liquid crystals and a backlight to produce images.

The liquid crystals control the amount of light passing through, forming pictures and text on the screen.

#### In simple words:

LCD is a screen that uses liquid crystals and light to display images and information.



## CHAPTER NO.6 RESULTS AND APPLICATIONS

### 6.1. Results:

The **Power Brain AI Assistant for Grid Stability Forecasting** system was successfully developed and tested as a prototype smart grid monitoring model. The system was able to continuously measure electrical parameters such as voltage and current using sensors interfaced with the ESP32 microcontroller.

Real-time data was transmitted to the cloud platform through Wi-Fi, where it was stored and analyzed. The system demonstrated stable data acquisition, reliable wireless communication, and effective visualization of electrical parameters on both the OLED display and cloud dashboard.

The AI-based forecasting model analyzed historical and live data to identify patterns in load variation and voltage changes. The system was able to:

- Detect abnormal voltage fluctuations
- Identify sudden increases in load current
- Recognize unusual consumption trends
- Provide early indications of possible overload or instability

The forecasting approach showed that predictive analysis can be used to estimate future grid behavior instead of only monitoring present conditions. This validates the feasibility of combining IoT sensing and AI techniques for intelligent grid support.

Overall, the project results demonstrate that a low-cost embedded system integrated with AI can contribute to smarter and more reliable power system monitoring.

### 6.2 Advantages:

- Accurate load forecasting
- Improves grid stability
- Better renewable energy integration
- Fast fault detection
- Efficient load balancing
- Reduces power outages and costs

### 6.3 Disadvantages:

- High implementation cost
- Dependence on data quality
- Cybersecurity risks
- Complex system management
- Requires skilled professionals
- Possible system errors or failures

### 6.4. Applications :

- Smart Grid Systems
- Microgrids
- Renewable Energy Integration
- Energy Management Systems.
- Industrial Power Monitoring.
- Educational and Research Platforms.
- Preventive Maintenance

## CHAPTER NO.7 CONCLUSION AND FUTURE SCOPE

### 7.1 Conclusion:

The **Power Brain AI Assistant for Grid Stability Forecasting** project demonstrates how modern technologies such as IoT, embedded systems, and Artificial Intelligence can be integrated to support intelligent power grid monitoring and prediction. The system successfully measures key electrical parameters like voltage and current using sensors interfaced with an ESP32 microcontroller and transmits real-time data to a cloud platform.

By applying AI-based analysis on both historical and live data, the system is capable of identifying patterns and forecasting potential grid instability conditions such as voltage fluctuations, abnormal load variations, and possible overload situations. This predictive capability shifts grid management from reactive fault handling to proactive decision-making.

The project proves that a low-cost, compact system can be developed to simulate smart grid concepts and AI-driven energy analytics. It serves as a practical demonstration of how intelligent forecasting tools can improve grid reliability, efficiency, and safety in future power systems.

## 7.2 Future Scope :

The future scope of a **Power-Brain AI Assistant** in power systems is very promising as modern electrical grids are becoming more complex due to increasing electricity demand and the integration of renewable energy sources. Artificial Intelligence can play an important role in making power systems smarter, more reliable, and more efficient.

In the future, AI-based assistants can support the development of **advanced smart grids**. These systems will be able to automatically monitor, analyze, and control power flow in real time. AI algorithms can process large amounts of data from sensors, smart meters, and substations to help operators maintain grid stability and prevent disturbances.

Another important area is **renewable energy forecasting**. Renewable sources such as solar and wind are highly dependent on weather conditions, which makes their output unpredictable. AI systems can analyze historical data, weather patterns, and environmental conditions to make more accurate predictions of renewable power generation. This will help grid operators plan power generation and maintain balance between supply and demand.

The **automation of grid operations** is also a major future scope. AI assistants can automatically detect faults, predict equipment failures, and suggest corrective actions before problems occur. This predictive capability can reduce the risk of blackouts and improve the overall reliability of the power system.

In addition, AI can help in **efficient energy storage management**. With the growing use of battery storage systems, AI can decide when to store excess electricity and when to release it during peak demand periods. This will help stabilize the grid and improve energy utilization.

Furthermore, AI-based systems can contribute to **reducing power losses and improving energy efficiency**. By analyzing grid performance and identifying inefficiencies, AI assistants can recommend optimal power distribution strategies.

Overall, the future scope of a Power-Brain AI Assistant lies in creating **intelligent, automated, and sustainable power systems** that can support increasing electricity demand while maintaining grid stability and reliability.

## COST ESTIMATION AND HARDWARE

### 1. Cost Estimation :

The approximate cost of components used in the project is as follows (cost may vary depending on supplier and location):

S. No.	Component	Approx. Cost (INR)
1	ESP32 Development Board	₹400 – ₹600
2	ZMPT101B Voltage Sensor	₹150 – ₹250
3	SCT-013 / ACS712 Current Sensor	₹200 – ₹350
4	OLED Display (0.96" I2C)	₹150 – ₹250
5	Signal Conditioning Parts	₹100
6	Breadboard / PCB	₹100 – ₹200
7	Wires and Connectors	₹100
8	5V Adapter / USB Cable	₹150
9	Mini Grid Model (bulbs, switches, etc.)	₹300 – ₹500

→ Total Estimated Cost: ₹1,650 – ₹2,700 (Approx.)

### 2. Hardware Overview :

The hardware design focuses on safety, low cost, and scalability. The sensors isolate the high-voltage AC grid from the low-voltage microcontroller side. The ESP32 serves as the core processing unit with built-in Wi-Fi, reducing the need for additional communication modules. The OLED display enables local monitoring, while cloud connectivity allows advanced AI analysis and forecasting.

This hardware setup makes the project suitable for academic demonstrations, research prototypes, and small-scale smart grid simulations.

## REFERENCES

- G. Andersson, *Modelling and Analysis of Electric Power Systems*, ETH Zurich, Switzerland, 2008.
- A. Ipakchi and F. Albuyeh, “Grid of the Future,” *IEEE Power and Energy Magazine*, vol. 7, no. 2, pp. 52–62, 2009.
- H. Farhangi, “The Path of the Smart Grid,” *IEEE Power and Energy Magazine*, vol. 8, no. 1, pp. 18–28, 2010.
- X. Fang, S. Misra, G. Xue, and D. Yang, “Smart Grid – The New and Improved Power Grid: A Survey,” *IEEE Communications Surveys & Tutorials*, vol. 14, no. 4, pp. 944–980, 2012.
- Y. Zhang, N. Gatsis, and G. B. Giannakis, “Robust Energy Management for Microgrids With High-Penetration Renewables,” *IEEE Transactions on Sustainable Energy*, vol. 4, no. 4, pp. 944–953, 2013.
- J. Hossain, A. Mahmud, and M. Pota, “Prediction of Voltage Stability in Power Systems Using Artificial Neural Networks,” *Electric Power Systems Research*, vol. 79, pp. 117–125, 2009.
- S. Hochreiter and J. Schmidhuber, “Long Short-Term Memory,” *Neural Computation*, vol. 9, no. 8, pp. 1735–1780, 1997. (For AI forecasting models)
- A. Kusiak, H. Zheng, and Z. Song, “Short-Term Prediction of Wind Farm Power: A Data Mining Approach,” *IEEE Transactions on Energy Conversion*, vol. 24, no. 1, pp. 125–136, 2009.
- Espressif Systems, *ESP32 Technical Reference Manual*, Espressif Inc., 2020.
- Texas Instruments, *ACS712 Hall-Effect Current Sensor Datasheet*, Texas Instruments.
- ZMPT101B AC Voltage Sensor Module Documentation.
- I. F. Akyildiz, D. M. Gutierrez-Estevez, and E. C. Reyes, “The Evolution to 4G Cellular Systems: LTE-Advanced,” *Physical Communication*, vol. 3, no. 4, pp. 217–244, 2010.