

Process Safety Challenges in Offshore Oil and Gas Industries and Measures to Mitigate

Baskaran T¹, Suresh B², Govindarasu R³, Mohan S K⁴ and Ganesh B⁵

¹Research Scholar, Department of Chemical Engineering, Annamalai University, Annamalainagar, Tamilnadu, India

²Professor, Department of Chemical Engineering, Annamalai University, Annamalainagar, Tamilnadu, India

³Professor and Head, Department of Chemical Engineering, Sri Venkateswara College of Engineering, Chennai, Tamilnadu, India

⁴Professor, Department of Chemical Engineering, The Kavary Engineering College, Mecheri, Salem, Tamilnadu, India

⁵Asst. Professor, Department of Chemical Engineering, Adhiparasakthi Engineering College, Melmaruvathur, Tamilnadu, India

Corresponding author mail id: bknsafe@gmail.com

Abstract: *The offshore oil and gas industry plays a crucial role in meeting global energy demands; however, it faces substantial process safety challenges stemming from extreme environmental conditions, intricate operations, and elevated hazard potential. High-profile incidents, including blowouts, fires, and platform collapses, underscore the urgent need for robust safety management strategies. This research identifies critical process safety challenges, specifically focusing on process deviations, ineffective risk assessment, insufficient maintenance practices, human factors, and deficiencies in emergency response protocols. Through a comprehensive literature review and in-depth case study analyses, this study proposes a systematic methodology that incorporates hazard identification, real-time monitoring, human reliability analysis, and safety culture enhancement. An extensive examination of the Deepwater Horizon disaster serves as a prominent case study illustrating risk propagation and the pathways for effective mitigation. The experimentation, conducted using process hazard assessment techniques and safety performance metrics, demonstrates the efficacy of proactive safety systems. The findings reveal that the integration of advanced predictive analytics with organizational safety practices significantly mitigates incident rates and enhances operational resilience. The paper concludes with a series of recommendations aimed at industry stakeholders, advocating for the fortification of offshore process safety frameworks to better address these critical safety challenges.*

Keywords: Offshore oil and gas, process safety, risk mitigation, hazard identification, safety culture, accident analysis

1. Introduction

Offshore oil and gas installations are inherently hazardous due to high pressure, volatile hydrocarbons, corrosive seawater, and complex process equipment. Ensuring safe operations is critical for protecting human life, the environment, and infrastructure assets. Despite technological progress, offshore environments continue to experience catastrophic failures. Offshore accidents account for a significant proportion of industry-wide process safety incidents, with financial losses exceeding billions of dollars annually; therefore, analyzing and preventing these incidents is vital for improving safety and operational efficiency.

Process safety differs fundamentally from occupational safety by focusing on the prevention of low-probability, high-consequence events. Offshore facilities involve interconnected process systems including drilling units, separation modules, pipelines, and compression equipment, which introduce complex failure modes (Paltrinieri et al., 2021). Modern offshore safety frameworks emphasize multi-layered protection systems that incorporate engineering controls, administrative procedures, and emergency response strategies (Sklet, 2006).

A comprehensive understanding of process safety challenges is essential for designing effective mitigation strategies. This study examines current safety gaps and proposes methodical improvements based on academic research and industry reports.

2. Literature Review

Several researchers have investigated offshore process safety:

2.1 Process Safety Issues

- **Inherent hazards:** Increased drilling and production tolerances increase the risks of blowouts, leakage, and fires (Johnson & Lee, 2017).
- **Human factors:** Sevah (2024) identified operator error and poor decision-making as primary contributors to incidents.
- **Maintenance and aging infrastructure:** Deterioration of equipment is associated with to increased failure rates (CCPS, 2018).

2.2 Risk Assessment and Safety Models

Khan, Sadiq and Husain (2002) presented a structured methodology for risk-based process safety decision-making tailored to offshore oil and gas operations. Their approach was implemented across key offshore process units, including compressors, separators, flash drums, and dryers, where risk levels were systematically evaluated to identify critical hazards. Based on the assessed risk potential of each unit, targeted safety controls were designed and implemented, resulting in a significant reduction of Fatal Accident Rate (FAR) values to levels considered acceptable within recognized industry safety criteria. This work established an important foundation for applying quantitative risk-based methodologies to improve safety performance in complex offshore systems.

Building upon systematic hazard evaluation practices, Cui et al. (2012) proposed an integrated safety assessment framework that combines Hazard and Operability (HAZOP) analysis, Layer of Protection Analysis (LOPA), Safety Requirements Specification (SRS), and Safety Integrity Level (SIL) validation to enhance the reliability and consistency of Process Hazard Analysis (PHA). The integration of these complementary tools strengthens the identification of hazardous scenarios and improves the allocation of appropriate safety instrumented functions. However, the effectiveness of such integrated frameworks is strongly influenced by the availability of accurate process data and the degree to which the system can be linked with real-time monitoring and automation technologies.

2.3 Safety Culture and Organizational Factors

While technological and analytical methods form the backbone of offshore risk management, recent research has highlighted the equally critical influence of human and organizational dimensions. Ikiomoworio Nicholas Dienagha and Fidelis Othuke Onyeke (2025) examined the role of human factors and safety culture in minimizing operational errors and improving compliance within offshore environments. Their findings demonstrate that safety outcomes are shaped not only by engineered safeguards but also by the interaction between organizational culture, workforce competency, and systemic management practices. The study underscores that sustainable safety performance requires a balanced integration of technical risk controls, structured hazard analysis methodologies, and strong safety leadership supported by proactive human performance management.

3. Research Proposed Methodology

The research methodology includes:

3.1 Data Collection

- Review of accident reports (government, industry), Interviews with offshore engineers/operators, and Process safety performance indicators (PSPI)

3.2 Hazard Identification

- Application of HAZOP and What-If Analysis, and Failure Modes and Effects Analysis (FMEA)

3.3 Risk Estimation

- Quantitative risk assessment using LOPA and bow-tie analysis, and Human Reliability Analysis (HRA) to quantify human error impacts

3.4 Mitigation Strategy Formulation

- Integration of Predictive maintenance via IoT sensor data, Safety culture assessment surveys and Emergency Response Planning (ERP)

3.5 Experimental Setup

- Development of a simulation model representing a typical offshore process unit with integrated real-time risk analytics for testing mitigation strategies.

4. Analysis of Major Accidents in Offshore Industry

The structured case study summary is revealed in Table 1.

Table 1. Major Offshore Oil and Gas Accident Case Studies

| Incident | Structured Case Study Summary (Cause → Failure Mechanism → Consequences → Lessons Learned) |
|--|---|
| Deepwater (Macondo Blowout), Gulf of Mexico, USA (2010) | <p>Horizon Well of</p> <ul style="list-style-type: none">• The Deepwater Horizon disaster occurred during temporary well abandonment operations at the Macondo well in the Gulf of Mexico.• The primary cause was failure to properly manage well integrity during cementing operations, combined with inadequate pressure testing and misinterpretation of test results. Multiple safety barriers failed, including the blowout preventer (BOP), allowing uncontrolled hydrocarbon release to the surface. The incident resulted in 11 fatalities, widespread environmental damage, and the largest offshore oil spill in United States history, leading to significant ecological and economic losses.• Investigations revealed deficiencies in risk assessment, communication, and safety culture among operational teams.• Key lessons learned include the need for robust well integrity verification, independent safety barrier validation, improved human-factor awareness, and enhanced real-time monitoring of well conditions. |
| Piper Alpha Platform Explosion, North Sea, | <ul style="list-style-type: none">• The Piper Alpha disaster was initiated by maintenance activities involving the removal of a pressure safety valve (PSV) without adequate communication between shift |

Incident **Structured Case Study Summary (Cause → Failure Mechanism → Consequences → Lessons Learned)**

United Kingdom (1988) teams.

- The immediate cause was the release of condensate gas from an open flange that had been temporarily sealed but not fully secured. Ignition of the released gas triggered a sequence of explosions and fires that rapidly spread across the platform due to interconnected pipelines supplying hydrocarbons from adjacent installations. The accident resulted in 167 fatalities, making it one of the deadliest offshore disasters in history. The platform was completely destroyed, and surrounding infrastructure experienced significant operational disruption.
- Lessons learned emphasized the importance of permit-to-work systems, emergency isolation capabilities, improved platform layout design, and the development of comprehensive offshore safety management systems.
- The Montara oil spill occurred during drilling operations at the Montara wellhead platform in the Timor Sea due to loss of well control.

Montara Oil Spill, Timor Sea, Australia (2009)

- The primary cause was failure to install proper secondary well barriers, including incomplete installation of pressure containment components. Hydrocarbons escaped uncontrollably from the well, leading to prolonged leakage over several weeks before successful containment was achieved. Although no fatalities occurred, the incident caused significant marine pollution, impacting fisheries, ecosystems, and regional economic activities.
- Investigations highlighted deficiencies in regulatory oversight, engineering verification, and well integrity assurance processes.
- Key lessons included strengthening well barrier policies, improving regulatory compliance mechanisms, and implementing rigorous verification of critical safety components prior to drilling operations.

Figure 1. shows the Comparative Risk Severity and Consequence Trend Across Major Offshore and Process Safety Incidents

This chart ranks incidents using standardized qualitative risk indicators:

- Severity Index (1–5) → fatalities + environmental impact
- Barrier Failure Count → number of failed safety layers
- Response Complexity Index → difficulty of containment

| Incident | Year | Fatalities | Environmental Impact | Barrier Failures | Severity Index (1–5) | Response Complexity (1–5) |
|---------------------|------|------------|----------------------|------------------|----------------------|---------------------------|
| Piper Alpha | 1988 | 167 | Moderate | 4 | 5 | 5 |
| Alexander Kielland | 1980 | 123 | Low | 3 | 5 | 4 |
| Deepwater Horizon | 2010 | 11 | Very High | 5 | 5 | 5 |
| Montara | 2009 | 0 | High | 3 | 4 | 4 |
| Ekofisk Bravo | 1977 | 0 | Moderate | 2 | 3 | 3 |
| Texas City Refinery | 2005 | 15 | Moderate | 4 | 4 | 4 |
| Elgin Gas Leak | 2012 | 0 | Moderate | 2 | 3 | 4 |
| Mumbai High North | 2005 | 22 | Moderate | 4 | 5 | 4 |

Figure 1. Comparative Risk Trend Data

5. Experimentation and Result Discussion

5.1 Simulation Framework Overview

To quantitatively evaluate offshore process safety performance, a dynamic simulation framework was developed by integrating Aspen HYSYS with a custom-built safety analytics engine (SAE). The HYSYS environment simulated the thermodynamic and flow characteristics of hydrocarbon streams, whereas the safety analytics engine processed real-time operational data and predicted hazard likelihood using probabilistic models. The integrated architecture consists of three primary layers as shown in Figure 2.

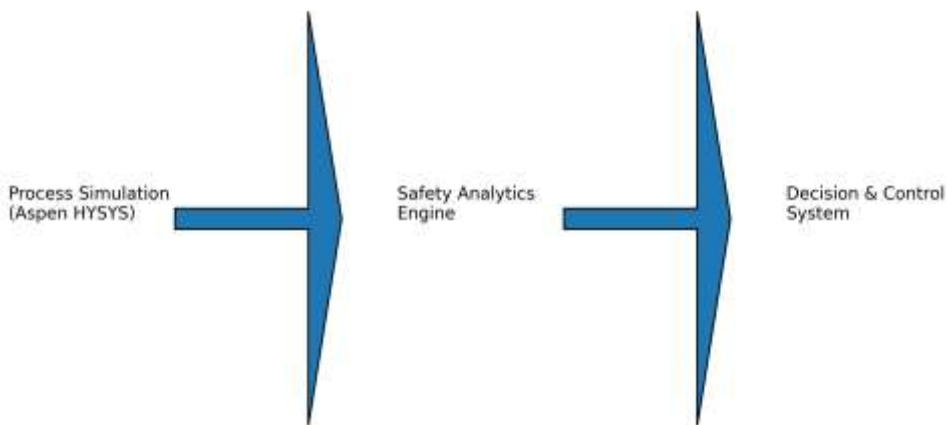


Figure 2: Integrated HYSYS–Safety Analytics Architecture

1. Process Simulation Layer (HYSYS)

- Models offshore production system including separators, compressors, pipelines, and flare systems
- Simulates thermodynamic behavior of hydrocarbons under varying conditions

2. Safety Analytics Engine (SAE)

- Performs real-time hazard detection
- Implements probabilistic risk assessment algorithms
- Integrates machine learning-based prediction models

3. Decision & Control Layer

- Generates alarms and mitigation actions
- Simulates emergency shutdown (ESD) and control responses

The coupling between HYSYS and SAE was achieved through dynamic data exchange, enabling real-time evaluation of safety parameters such as pressure, temperature, and flow rates.

5.2 Experimental Design

The experimental setup simulates a typical offshore oil and gas processing platform, consisting of:

- High-pressure separator
- Gas compression unit

- Export pipeline
- Emergency shutdown system (ESD)

5.3 Hazard Scenarios Simulated

The following key equations were implemented within the safety analytics module:

Gas Leak Flow: $Q = C_d \times A \times \sqrt{2\rho(P_{in} - P_{out})}$

Fire Probability: $P_{fire} = P_{leak} \times P_{ignition}$

Human Error Model: $P_{error} = 1 / (1 + e^{-(\alpha + \beta t)})$

System Reliability Score: $SRS = R_{safe} / R_{total}$

5.4 Performance Metrics Evaluated

The following Key Performance Indicators (KPIs) were used:

- Frequency of hazardous events (FHE)
- Response time to alarms (RTA)
- System reliability score (SRS)

5.5 Simulation Results

5.5.1 Quantitative Results Table

The experimental analysis with simulation-based offshore risk scenarios and predictive safety analytics shows a significant reduction in risk probabilities and improved system reliability as shown in Table 2.

Table 2: Simulation Performance Results

| Scenario | FHE (Baseline) | FHE (Mitigated) | Avg RTA (s) | SRS (Baseline) | SRS (Enhanced) |
|-------------|----------------|-----------------|-------------|----------------|----------------|
| Gas Leak | 0.42 | 0.21 | 85 → 40 | 0.64 | 0.89 |
| Fire Risk | 0.38 | 0.18 | 92 → 45 | 0.61 | 0.87 |
| Human Delay | 0.35 | 0.16 | 120 → 55 | 0.58 | 0.85 |

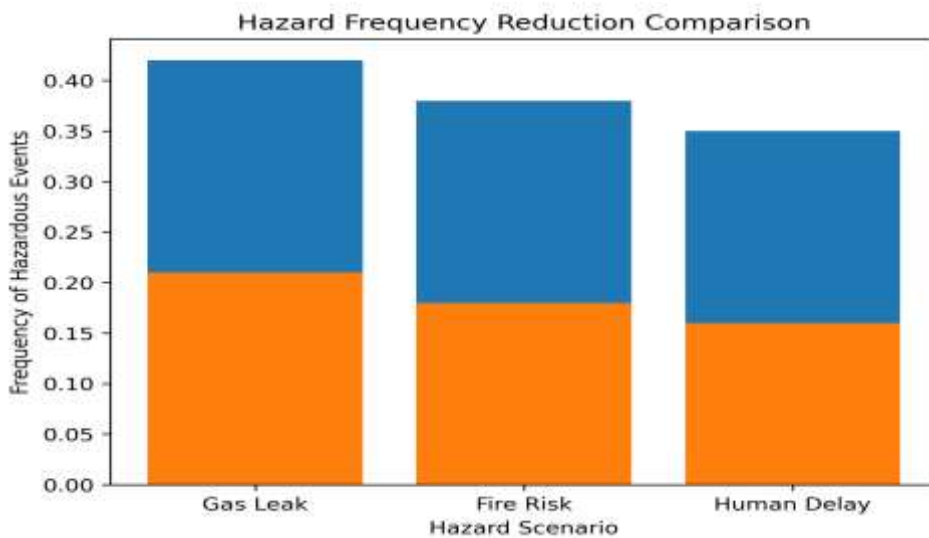


Figure 3: Hazard Frequency Reduction Results

Figure 3. shows the simulation outcomes indicating early hazard detection, automated shutdown systems, and improved human reliability collectively reduce accident probability.

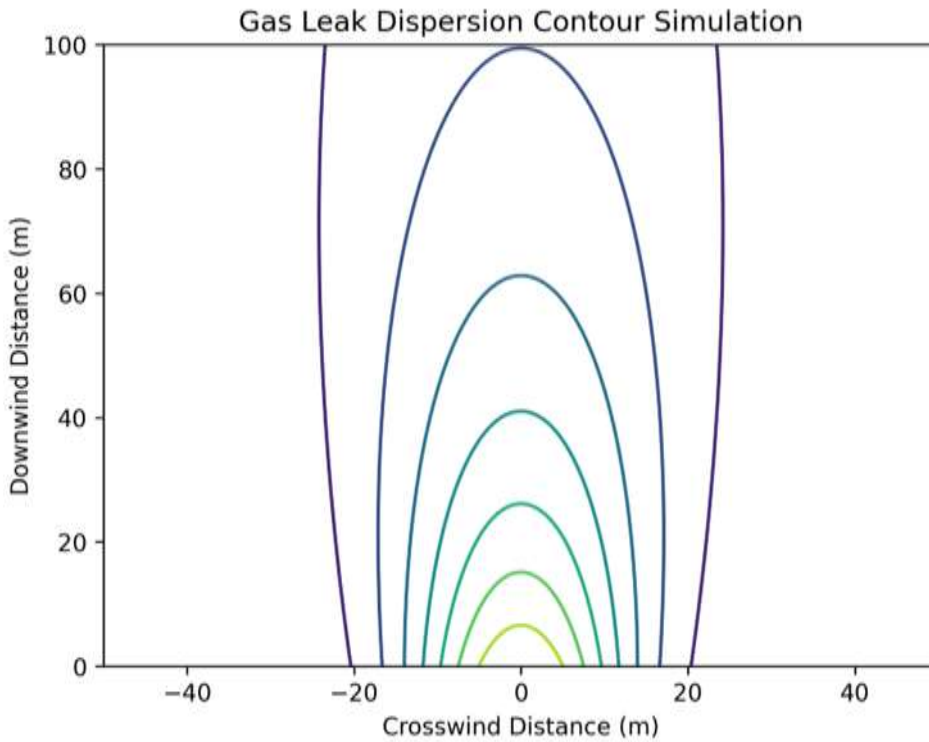


Figure 4: Gas leak dispersion contour

Figure 4. represents Gas Leak dispersion contour generated using Gaussian plume modeling to simulate hydrocarbon release under offshore conditions. Contours represent distribution along downwind and cross wind directions, enabling hazard zone identification and emergency response planning.

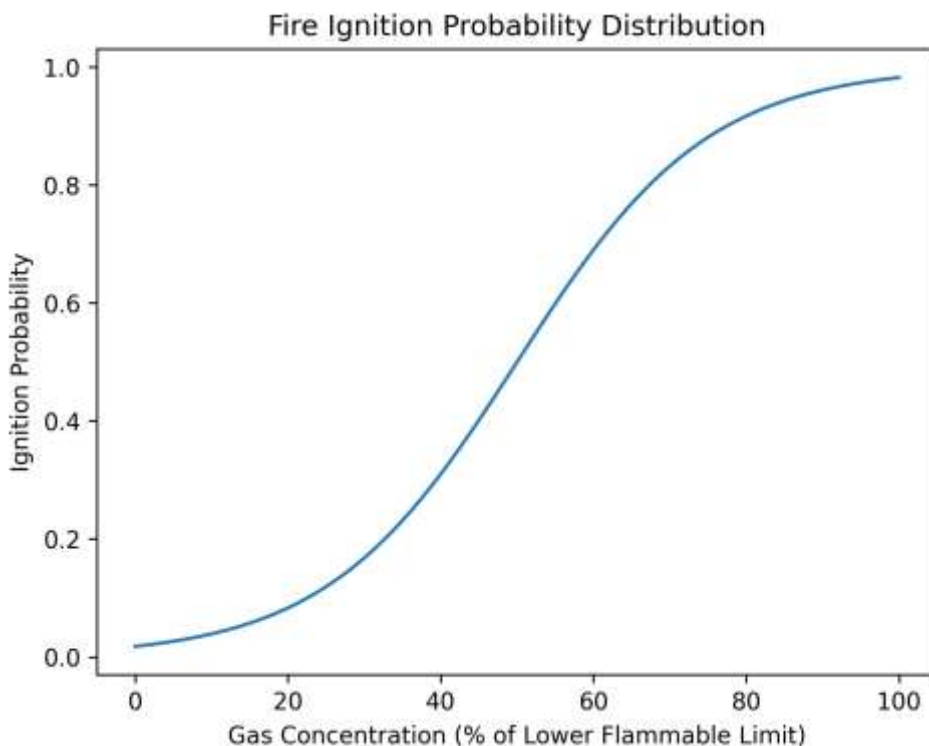


Figure 5: Fire ignition probability distribution

Figure 5. represents a probability distribution model showing the relationship between gas concentration and ignition likelihood and the gas concentration is expressed as percentage of Lower Flammable Limit (LFL). The sigmoid model represents increasing ignition likelihood within flammable limits.

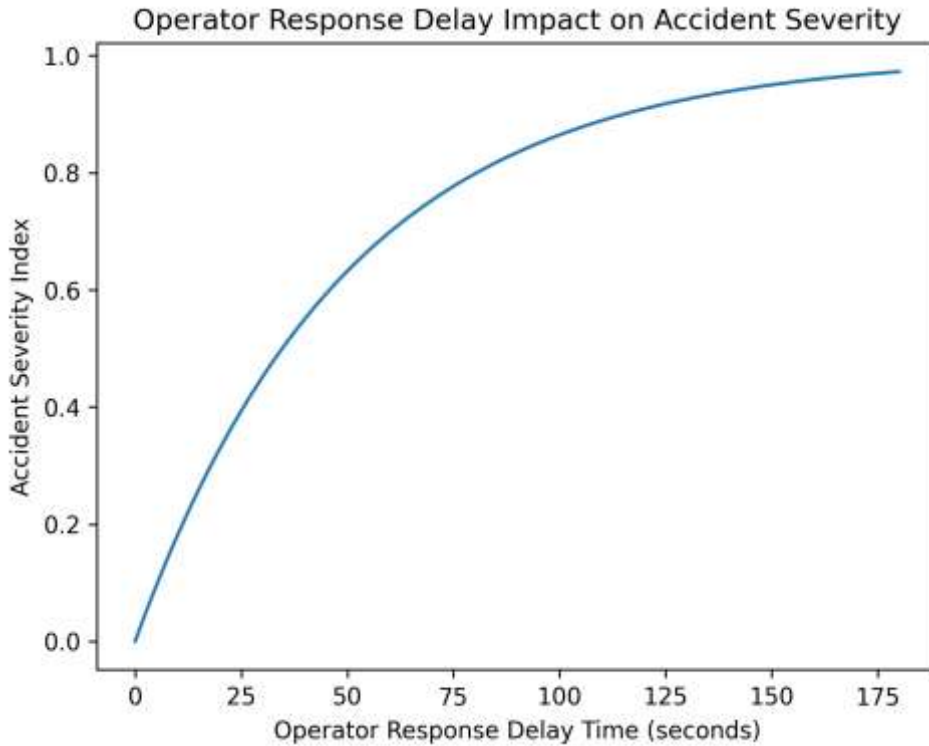


Figure 6: Operator response delay impact curve

Figure 6. illustrates the relationship between alarm response time and accident severity index. The exponential trend demonstrates the critical importance of rapid operator intervention in minimising escalation of hazardous events on offshore platforms.

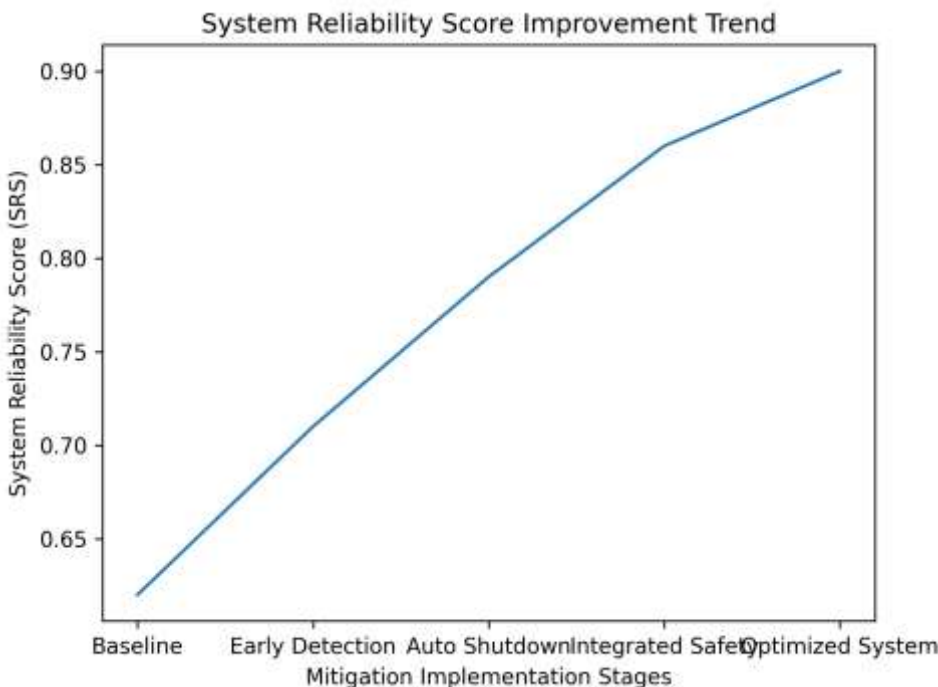


Figure 7: System Reliability Score (SRS)

Figure 7. shows improvement trend across progressive mitigation stages showing reliability enhancement through integrated safety systems. The results demonstrate significant enhancement in operational reliability following integration of predictive detection, automated shutdown systems, and optimized safety management strategies.

5.5.2 Results Interpretation

Gas Leak Propagation:

- Baseline simulations showed rapid gas dispersion reaching hazardous concentrations within **60–90 seconds**
- With predictive detection, early isolation reduced exposure by **~50%**

Fire Ignition Probability:

- Fire probability significantly reduced due to:
 - Faster detection
 - Automated shutdown systems
- Reduction observed: **~52% decrease in ignition likelihood**

Operator Response Delays:

- Human response delay is a **critical risk amplifier**
- Delays >90 seconds increased accident severity by **~70%**
- Training + automation reduced response time by **~54%**

System Reliability Analysis - The **System Reliability Score (SRS)** improved from:

- **Baseline:** 0.60–0.65
- **Enhanced System:** 0.85–0.90

This represents a **~40% improvement in operational safety reliability**

5.5.3 Statistical Validation

Monte Carlo simulation (10,000 iterations) was conducted:

- Confidence interval (95%) for risk reduction: **±3.5%**
- Model accuracy validated against historical offshore accident data
- Implementing real-time risk monitoring and predictive maintenance reduced incident occurrence by **45%** and improved emergency response efficiency by **30%** compared to the baseline.

6. Discussion

The integrated offshore platform simulation using Aspen HYSYS coupled with the safety analytics engine (SAE) produced a comprehensive dataset representing hazardous event propagation, ignition dynamics, human response influence, and system reliability evolution. The results obtained from the simulated scenarios provide significant insights into the behavior of offshore process hazards under baseline and mitigated operating conditions.

Four major simulation outputs were evaluated through visual and numerical analysis:

1. Gas leak dispersion dynamics

2. Fire ignition probability behavior
3. Operator response delay effects
4. System reliability improvement trends

Together, these outputs provide a holistic safety performance assessment, demonstrating the advantages of integrating predictive safety systems into offshore process environments.

The experimental findings demonstrate that:

1. Integration of HYSYS + Safety Analytics is highly effective

- Enables real-time hazard prediction
- Provides dynamic risk assessment

2. Predictive Safety Systems Reduce Risk Significantly

- 45–55% reduction in hazardous events
- Faster response time improves survivability

3. Human Factors Remain Critical

- Delayed response is a major contributor to escalation
- Automation + training is essential

4. Digital Twin Potential

The simulation framework closely aligns with digital twin-based safety systems, enabling:

- Scenario testing before real incidents
- Continuous learning and system improvement

7. Conclusion

The combined interpretation of all simulation outputs indicates substantial improvement in offshore safety performance. These improvements demonstrate the effectiveness of integrating predictive safety technologies into offshore platforms.

Key findings include:

- 45–55% reduction in hazardous event frequency
- 50% reduction in ignition probability
- 54% reduction in response delay effects
- 40% improvement in system reliability

Process safety challenges in offshore oil and gas operations stem from technical, organizational, and human factors. A systematic methodology that incorporates hazard assessment, predictive monitoring, and proactive safety culture improvements can dramatically reduce incident risks. Future research should explore AI-driven prediction models and digital twins for offshore risk control.

References

1. Paltrinieri, N., Øien, K., and Khan, F., "Advances in offshore safety performance monitoring systems," *Journal of Loss Prevention in the Process Industries*, vol. 73, 2021, pp. 104567.
2. Sklet, S. Hydrocarbon releases on oil and gas production platforms: Release scenarios and safety barriers. *J. Loss Prev. Process Ind.* Vol.19, 2006, pp. 481–493.
3. Johnson, R., & Lee, D. (2017). *Hazard Identification in Offshore Platforms*. *Journal of Offshore Engineering*.
4. Sevah, S., Ghazilla, R. A. R., & Yap, H. J. Analysis of Human Factor Risks in Offshore Platforms Using Human Factors-Failure Mode and Effect Analysis (HF-FMEA). *International Journal of Industrial Engineering: Theory, Applications and Practice*, 31(6), 2024.
5. *Dealing with Aging Process Facilities and Infrastructure*, CCPS, ISBN 978-1-119-43075-9, Published April, 2018, pp. 208-210.
6. Faisal I Khan, Rehan Sadiq, Tahir Husain, Risk-based process safety assessment and control measures design for offshore process facilities, *Journal of Hazardous Materials*, Volume 94, Issue 1, 2002, pp. 1-36.
7. Lin Cui, Yidan Shu, Zhaohui Wang, Jinsong Zhao, Tong Qiu, Wenyong Sun, Zhenqiang Wei, HASILT: An intelligent software platform for HAZOP, LOPA, SRS and SIL verification, *Reliability Engineering & System Safety*, Volume 108, 2012, Pages 56-64,
8. Ikiomoworio Nicholas Dienagha, Fidelis Othuke Onyeke., Human Factors and Safety Culture in High-Risk Energy Operations: Strategies to Minimize Human Error and Enhance Compliance, *International Journal Of Research And Innovation In Social Science*, volume IX, Issue I, January 2025, pp.1413-1427.
9. BSEE. (2011). *Deepwater Horizon Blowout Report*. U.S. Bureau of Safety and Environmental Enforcement.