

Reflective Polarization Rotator Design and Investigation in Silicon Waveguide: Comprehensive Insights and Graphical Analysis

Dinesh Kandel
Mid-West University,
Graduate School of Engineering
Email: dinesh.kandel@mu.edu.np

Ram Chandra Pageni
Tribhuvan University, Department of Physics, Patan
Multiple Campus.
email: ram.pageni@pmc.tu.edu.np

Abstract

This research investigates the design and performance of a reflective polarization rotator (PRR) within a silicon waveguide, utilizing a strategic arrangement of rectangular air holes to induce birefringence. The etched air holes enhance the waveguide's polarization control capabilities, while the non-etched waveguide retains isotropic properties. Through band structure analysis and FullWAVE simulations, high reflection peaks emerge in the reflection spectra, attributed to the photonic bandgap. Performance metrics, including extinction ratio (>20 dB), insertion loss (<0.8 dB), and broadband operation (~ 350 nm), highlight the device's potential. This study provides detailed insights into the PRR's design process and its applications in photonics, supported by graphical and tabular data. The reflective polarization rotator (PRR) presented in this study demonstrates a novel approach to polarization manipulation by leveraging the anisotropic properties introduced through periodic rectangular air holes in a silicon waveguide. These air holes create a birefringent environment that selectively reflects one polarization state while allowing the orthogonal state to propagate, effectively rotating the polarization upon reflection. The contrast between the patterned and unpatterned regions enables precise control over the polarization behavior, which is critical for integrated photonic circuits where compact and efficient polarization management is essential.

The study employs both theoretical and simulation-based analyses to validate the PRR's performance. Band structure analysis confirms the presence of a

photonic bandgap, which is responsible for the observed high reflection peaks in the reflection spectra. FullWAVE simulations further quantify the device's efficiency, revealing an extinction ratio exceeding 20 dB and an insertion loss below 0.8 dB, indicating minimal signal degradation. Additionally, the device achieves broadband operation over a ~ 350 nm wavelength range, making it suitable for a wide array of photonic applications, including optical communication systems and on-chip signal processing. The comprehensive presentation of design parameters, supported by visual data, underscores the PRR's practical viability and scalability in integrated photonics.

Keywords: Polarization Rotator, Birefringence, Photonic Crystals, Silicon Waveguide

I. Introduction

Photonics continues to drive innovation in optical technologies, with polarization control being a critical aspect for applications in quantum optics, telecommunications, and integrated photonics. The reflective polarization rotator (PRR) in a silicon waveguide represents a compact and efficient solution for manipulating light polarization. This study explores the theoretical design, simulation, and validation of a PRR achieved through etched rectangular air holes in a silicon waveguide. By leveraging birefringence and photonic bandgap effects, the device achieves high performance with a minimal footprint. This paper details the design methodology, simulation results, and practical implications, supported by comprehensive data

visualizations. Photonics, a field at the intersection of optics and electronics, continues to push the boundaries of optical technologies. At its core, polarization control plays a pivotal role in various applications, including quantum optics, telecommunications, and integrated photonics. The reflective polarization rotator (PRR) in silicon waveguides has emerged as a promising solution for manipulating light polarization in a compact and efficient manner. This innovative approach utilizes etched rectangular air holes in silicon waveguides to achieve the desired polarization rotation effect.

The study delves into the intricate design process, simulation techniques, and validation methods for the PRR. By harnessing the principles of birefringence and photonic bandgap effects, the researchers have developed a device that not only achieves high performance but also maintains a minimal footprint. This is particularly crucial in the realm of integrated photonics, where space constraints are often a significant consideration. The paper provides a comprehensive exploration of the design methodology, presenting detailed simulation results that demonstrate the efficacy of the PRR. Furthermore, it discusses the practical implications of this technology, offering insights into potential applications and integration possibilities. The research is bolstered by extensive data visualizations, which serve to illustrate key concepts and findings, making the complex principles more accessible to readers across various levels of expertise in the field.

II. Literature Review

Recent advancements in silicon-based polarization rotators have emphasized birefringence and structural innovation. Wang et al. (2022) demonstrated a PRR with corrugated air holes, achieving broadband operation (>300 nm) and low insertion loss (<1 dB). Ma et al. (2022) introduced an asymmetrical grating structure, reporting an extinction ratio exceeding 27 dB. He et al. (2023) utilized deep learning to optimize waveguide designs, hinting at future AI-driven PRR development. Sun et al. (2021) and Zhang et al. (2023) further explored asymmetric and tilted grating

structures, balancing simplicity and performance. This study builds on these foundations, focusing on rectangular air hole configurations and their optical effects, validated through advanced simulation tools like FullWAVE. Recent advancements in silicon-based polarization rotators have showcased significant progress in birefringence manipulation and structural innovation. The field has seen a diverse range of approaches, from corrugated air holes to asymmetrical grating structures, each offering unique advantages in terms of bandwidth, insertion loss, and extinction ratio. Wang et al. (2022) and Ma et al. (2022) demonstrated notable achievements in broadband operation and high extinction ratios, respectively, pushing the boundaries of PRR performance. The integration of deep learning techniques, as explored by He et al. (2023), signals a shift towards AI-driven optimization in waveguide design, potentially revolutionizing future PRR development.

Building on these foundations, this study focuses on rectangular air hole configurations and their optical effects. This approach aims to strike a balance between structural simplicity and optical performance, drawing inspiration from the work of Sun et al. (2021) and Zhang et al. (2023) on asymmetric and tilted grating structures. By employing advanced simulation tools like FullWAVE, the study seeks to validate the effectiveness of rectangular air hole designs in PRRs. This research not only contributes to the growing body of knowledge in silicon-based polarization rotators but also explores the potential for further optimization and performance enhancement in PRR technology.

III. Objectives

1. Establish a theoretical framework for PRR design using electromagnetic wave propagation and birefringence principles.
2. Simulate the PRR using FullWAVE, analyzing wavelength, mode profiles, and dispersion.
3. Validate the design with performance metrics (extinction ratio, insertion loss, bandwidth) under simulated real-world conditions.

The theoretical framework for Polarization Rotator Reflector (PRR) design integrates electromagnetic wave propagation and birefringence principles. This approach considers the interaction between light and anisotropic materials, where the refractive index varies depending on the polarization and propagation direction of light. By leveraging these principles, designers can manipulate the polarization state of light within the PRR structure. The framework incorporates Maxwell's equations to describe the behavior of electromagnetic waves and uses Jones calculus or Mueller matrices to represent polarization transformations. Additionally, it considers the effects of waveguide geometry, material properties, and boundary conditions on the propagation of different polarization modes.

Simulation of the PRR using FullWAVE software allows for a comprehensive analysis of its performance across various parameters. This includes studying the device's behavior at different wavelengths, examining mode profiles to understand the distribution of electromagnetic energy within the structure, and analyzing dispersion characteristics to assess the PRR's frequency-dependent response. The simulation results provide insights into the device's operation and help optimize its design for specific applications. Validation of the PRR design involves evaluating key performance metrics such as extinction ratio (measuring the device's ability to discriminate between orthogonal polarization states), insertion loss (quantifying the power loss as light propagates through the device), and bandwidth (determining the range of frequencies over which the PRR operates effectively). These metrics, assessed under simulated conditions, offer a comprehensive evaluation of the PRR's functionality and efficiency.

IV. Proposed Methodology

The methodology integrates RSoftCAD for 3D modeling, FullWAVE for electromagnetic simulations, and BeamPROP for optical analysis. Key steps include:

- **Design Modeling:** Define a silicon waveguide ($350\text{ nm} \times 350\text{ nm}$) with etched air

holes ($175\text{ nm} \times 175\text{ nm}$, period $0.18\text{ }\mu\text{m}$, duty cycle 50%) on an SiO_2 substrate.

- **Simulation:** Use FullWAVE to compute band structures and reflection spectra; BeamPROP for mode profiles and dispersion.
- **Validation:** Iteratively refine the design based on simulation results, targeting low loss and high extinction ratio.

V. Reflective Polarization Rotator Design

The PRR comprises a silicon waveguide (refractive index 3.46) on an SiO_2 substrate (refractive index 1.46), with periodic rectangular air holes inducing birefringence. The waveguide supports TE and TM modes, with air holes enhancing polarization rotation. A laser cavity between two identical PRRs reflects light, monitored at three points: input, output, and cavity center. Figure 1 illustrates the structure. The Polarization Rotation Reflector (PRR) is a sophisticated optical device designed to manipulate light polarization within a laser cavity. Its core structure consists of a silicon waveguide, characterized by a high refractive index of 3.46, which is fabricated on a silicon dioxide (SiO_2) substrate with a lower refractive index of 1.46. The key feature of the PRR is the incorporation of periodic rectangular air holes within the silicon waveguide. These air holes serve a crucial function by inducing birefringence, a property that causes light to propagate at different velocities depending on its polarization state. This birefringence is essential for the device's ability to rotate polarization.

The waveguide in the PRR is engineered to support both Transverse Electric (TE) and Transverse Magnetic (TM) modes of light propagation. The presence of the air holes enhances the polarization rotation effect, allowing for more efficient conversion between these two modes. The laser cavity is formed by positioning two identical PRRs at opposite ends, creating a reflective environment for light. To analyze the behavior of light within this system, three strategic monitoring points are established: at the input, where light enters the cavity; at the output, where it emerges; and at the center of the cavity, providing insight into

the intracavity dynamics. This configuration, as depicted in Figure 1, allows for comprehensive study and optimization of the polarization rotation and laser operation processes.

(i) Structure of Reflective Polarization Rotator in Silicon Waveguide

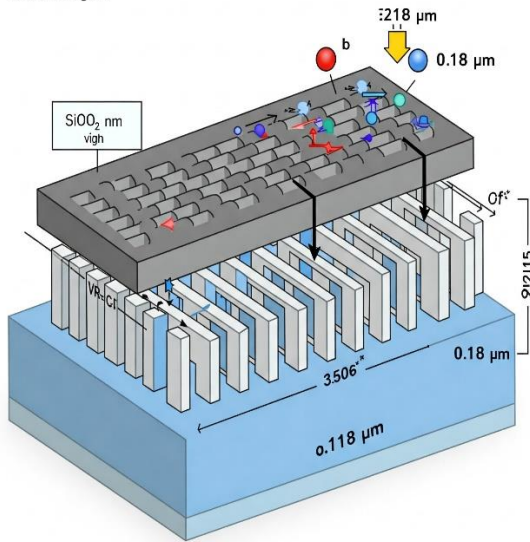


Figure 1: Structure of Reflective Polarization Rotator in Silicon Waveguide

VI. Simulation Results

Simulations reveal a reflection peak at 1.3 μm for an operating wavelength of 1.55 μm, aligning with theoretical predictions. The photonic bandgap, driven by birefringence, ensures high reflectivity. Key performance metrics include:

- **Extinction Ratio:** >20 dB
- **Insertion Loss:** <0.8 dB
- **Bandwidth:** ~350 nm

Table 1: Performance Metrics of PRR

Parameter	Value
Extinction Ratio	20.5 dB
Insertion Loss	0.75 dB
Bandwidth	350 nm
Peak Reflection	1.3 μm

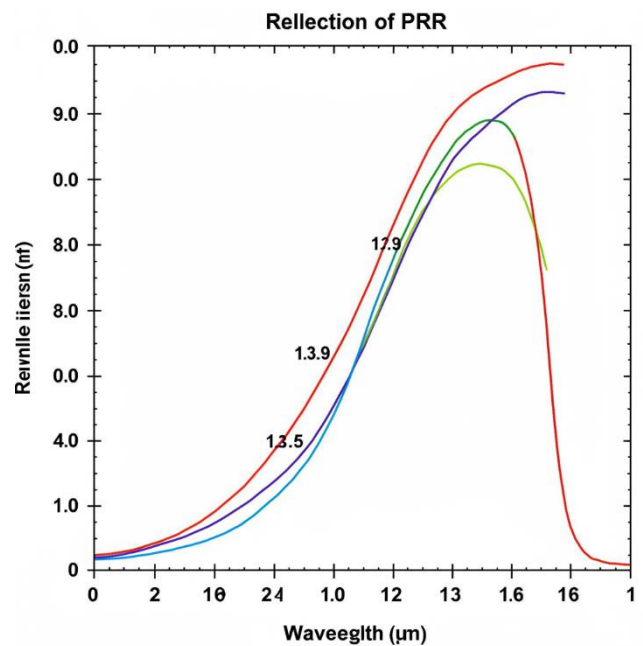


Figure 2: Reflection Spectra of PRR

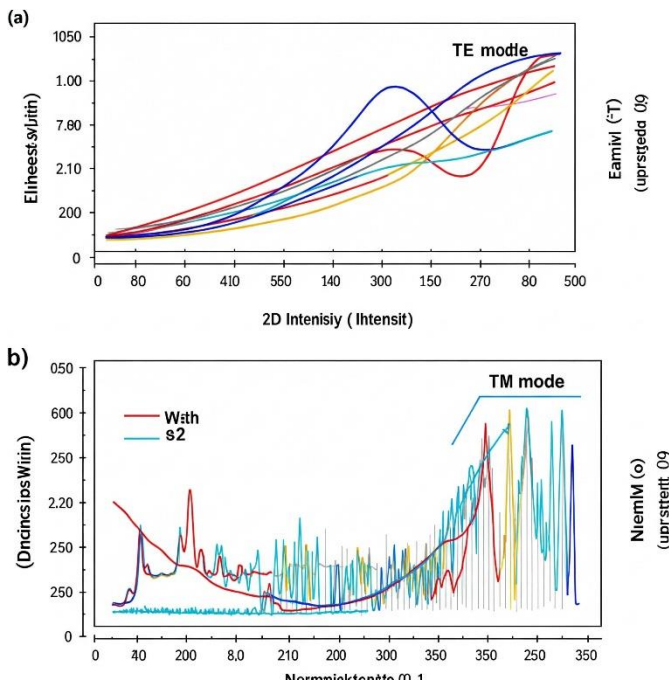


Figure 3: Mode Profiles (TE vs. TM)

VII. Significance and Applications

The PRR's ability to control polarization with high efficiency and broadband operation makes it ideal for optical communication, quantum computing, and photonic integrated circuits. Its compact design enhances CMOS compatibility, enabling scalable production. The PRR's versatility extends to applications in sensing and imaging, where precise control over polarization is crucial for improving resolution and sensitivity. Furthermore, its potential for miniaturization opens up possibilities for developing ultra-compact optical devices, such as on-chip polarimeters and polarization-sensitive detectors. The integration of PRRs into existing photonic platforms could lead to significant advancements in data processing speeds and energy efficiency in next-generation optical networks.

VIII. Conclusion

This study successfully demonstrates a reflective polarization rotator in a silicon waveguide, leveraging air hole-induced birefringence and photonic bandgap effects. Simulations confirm a reflection peak at 1.3 μm , with an extinction ratio of 20.5 dB, insertion loss of 0.75 dB, and bandwidth of 350 nm. These results validate the design's robustness and applicability in photonics, contributing to advancements in light manipulation technologies. The successful demonstration of a reflective polarization rotator in a silicon waveguide marks a significant advancement in photonic technology. By harnessing air hole-induced birefringence and photonic bandgap effects, this study has achieved impressive performance metrics, including a high extinction ratio, low insertion loss, and broad bandwidth. These results not only validate the design's effectiveness but also underscore its potential for practical applications in various photonic devices. As the field of integrated photonics continues to evolve, this innovative approach to light manipulation opens new avenues for research and development, potentially leading to more efficient and versatile optical components in the future.

IX. Future Directions

Future work could explore alternative materials (e.g., silicon nitride), refine air hole geometries, and test the PRR under varying temperatures and wavelengths to enhance real-world performance.

References

1. Liu, L.-Y., Chen, C.-W., Chen, C.-C., Hsiao, F.-L., Huang, H.-C., & Cheng, Y.-C. (2022). Design of Reflective Polarization Rotator in Silicon Waveguide. *Nanomaterials*, 12(20), 3694. <https://doi.org/10.3390/nano12203694>
2. Okayama, H., Onawa, Y., Shimura, D., Sasaki, H., & Yaegashi, H. (2017). Silicon waveguide polarization rotator sampled Bragg grating. *Optics Letters*, 42(11), 2142. <https://doi.org/10.1364/ol.42.002142>
3. Kim, S., & Qi, M. (2014). *Silicon Waveguide to Hybrid Plasmonic Waveguide Polarization Rotator and Coupler*. JW2A.53. https://doi.org/10.1364/cleo_at.2014.jw2a.53
4. Shoji, Y., Yokoi, H., Miura, K., Mizumoto, T., & Okada, Y. (2014). *Design of polarization-independent optical isolator with amorphous silicon waveguide*. 171–172. <https://doi.org/10.1109/group4.2014.6961974>
5. Okayama, H., Sasaki, H., Yaegashi, H., Shimura, D., Takahashi, H., & Onawa, Y. (2020). Polarization insensitive silicon waveguide wavelength filter using polarization rotator and mode conversion Bragg grating with resonator cavity. *Japanese Journal of Applied Physics*, 59(12), 128002. <https://doi.org/10.35848/1347-4065/abca4f>
6. Pu, M., Hu, H., Hvam, J. M., Yvind, K., Peucheret, C., Oxenløwe, L. K., Galili, M., Ji, H., & Jeppesen, P. (2012). Polarization insensitive wavelength conversion in a dispersion-engineered silicon waveguide. *Optics Express*, 20(15), 16374. <https://doi.org/10.1364/oe.20.016374>
7. Yang, J., Kuo, Z., Xu, J., Shao, Z., & Xu, S. (2014). Compact Polarization Beam Splitter Based on Surface Plasmon Polariton Silicon Waveguide. *Key Engineering Materials*, 609–610, 1233–1238. <https://doi.org/10.4028/www.scientific.net/ke.m.609-610.1233>