

# Research Paper on Water Quality Analysis

**Prof. Swati Shamkuwar Swati.Shamkuwar@raisoni.net**

*Asst. Prof Dept of Information Technology*

*G.H.Raisoni College of Engineering, Nagpur.*

Himanshu Mote

Department of IT

GHRCE

Nagpur

[himanshumote04@gmail.com](mailto:himanshumote04@gmail.com)

Kunal Khapre

Department of IT

GHRCE

Nagpur

[kunalkhapre2001@gmail.com](mailto:kunalkhapre2001@gmail.com)

Himanshu Gavnekar

Department of IT

GHRCE

Nagpur

[gavnekarhimanshu343@gmail.com](mailto:gavnekarhimanshu343@gmail.com)

**Abstract - Water is maybe the most precious natural resource after air. Water is a limited resource despite making up the majority of the earth's surface since so little of it is truly usable. Use of this limited and irreplaceable resource must be done properly. As there are many purposes for water, it must be acceptable before use.**

**Also, it is important to regularly verify the quality of water sources. Poorly maintained water bodies are a symptom of environmental deterioration and a hazard to ecology. Poor water quality can put workers at danger and cause big financial losses in some businesses. As a result, water quality is essential for both economic and environmental reasons. Hence, before utilizing the water for anything, its cleanliness must be assessed. There are already some well-established methods for analyzing the quality of the water after years of research. Sample collection, storage, and analysis are all subject to regulations. For the convenience of researchers and analysts, a quick summary of the normal sequence of events is provided below.**

**Keywords:** Logistic Regression, Support vector classifier, Water Quality, Data.

## Introduction

The chemical, physical, and biological properties of water can be referred to as its quality, generally in relation to how well suited it is for a certain purpose. Water may be utilized for drinking, fishing, farming, industry, and enjoyment. Different specified chemical, physical, and biological criteria are required to support each of these approved purposes. For instance, there are rigid standards for

water that is utilized for drinking or swimming as opposed to water used for industry or agriculture.

Strict standards for water quality have been established following extensive study in order to guarantee that water is used appropriately for its intended purpose. Making the appropriate measurements and comparing them to the pertinent benchmarks using tried-and-true methodologies are required for analyzing the water's quality.

Monitoring requirements need analysis of water quality. One of the purposes of such an evaluation is:

1. To ascertain if the water quality conforms with the rules and is therefore suitable for the planned use.
2. To evaluate a system's performance while preserving water quality
3. To decide what adjustments need to be made and whether an existing system needs to be updated or enhanced.
4. To ensure that rules governing water quality are being adhered to. In the following areas, water quality analysis is essential:

1. Community Health (for drinking water purpose)

2. Use in Business.

## I. LITERATURE SURVEY

The first step in a literature study would normally be to identify and review the important water quality measures that are frequently examined. These could include chemical characteristics like dissolved oxygen, nutrients, heavy metals, pesticides, and organic compounds; physical parameters like temperature, pH, turbidity, and colour; and biological parameters like coliform bacteria, algae, and other microorganisms. Reviewing the procedures and methods for measuring and

interpreting these parameters, including recommended standards from regulatory organizations like the World Health Organization or the U.S. Environmental Protection Agency (EPA), may be part of the literature survey (WHO).

The many analytical techniques used for analyzing the quality of water may be the focus of the literature review. This could involve both conventional laboratory-based techniques like spectrophotometry, chromatography, and titration and more sophisticated ones like mass spectrometry, electrochemical analysis, and molecular biology-based approaches. The survey may go over the benefits, drawbacks, and application of these approaches for various water quality metrics and matrices, as well as any new developments and trends in analytical methods for assessing water quality.

The methods used for sample preparation and sampling are another crucial component of water quality analysis. The best methods for collecting water samples, including ideas for sample placement, sample size, and sample preservation, may be examined in the literature review. It might also go through various sample-preparation methods, like filtration, extraction, and concentration, which are frequently used to get water samples ready for testing. The survey might emphasize how crucial precise and representative results in water quality analysis depend on sample preparation and sampling done correctly.

## II. PROPOSED METHODOLOGY

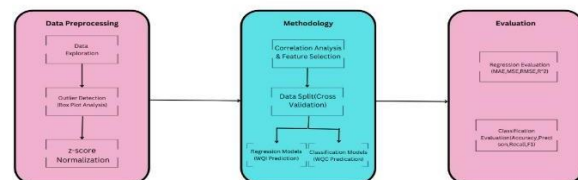
The intended approach or strategy for carrying out a study to evaluate the quality of water, including the stages and procedures to be followed for sample collection, analysis, and result interpretation, is referred to as the proposed methodology for water quality analysis.

The goal or aim of the water quality analysis, such as determining if the water is suitable for irrigation, drinking, or aquatic habitat. Determine and pick the pertinent physical, chemical, and biological factors to be examined in light of the research's goals and the area of investigation. Temperature, pH, dissolved oxygen, nutrients, heavy metals, pesticides, coliform bacteria, and other variables may be included in this.

Create a sampling plan that includes the choice of suitable sampling locations, sampling frequency, and sample size. Consider elements including seasonality, regional variability, and potential contaminant sources.

To assure the accuracy and dependability of results, put quality assurance/quality control methods in place, such as duplicate samples, blank samples, and certified reference materials.

Proposed Methodology on Water Quality Analysis

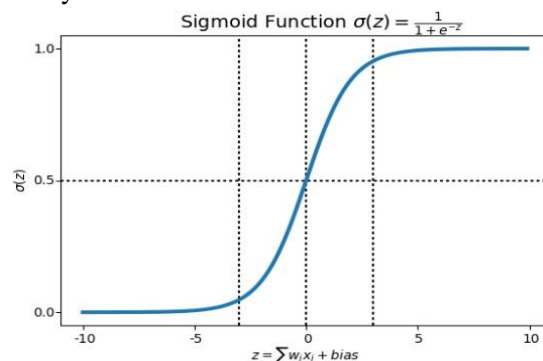


Evaluate the results of the water quality analysis in light of the study's goals and any applicable standards, laws, and regulations. Examine the results' implications and draw conclusions.

Provide a thorough report that includes a summary of the methodology, findings, and conclusions of the water quality analysis. References, tables, and figures that are pertinent to the findings should be included.

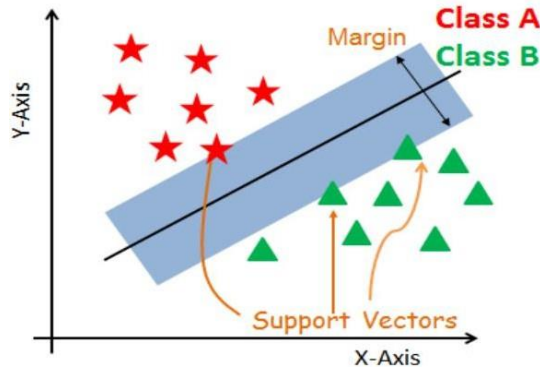
### Logistic Regression-

The method's main element, the logistic function, is what gave the approach its name. In order to describe the features of population increase in ecology, which climb quickly and peak at the carrying capacity of the environment, statisticians developed the logistic function, also known as the sigmoid function. With this S-shaped curve, any real-valued number may be converted into a value between 0 and 1, but never precisely at those values.



### Support vector classifier-

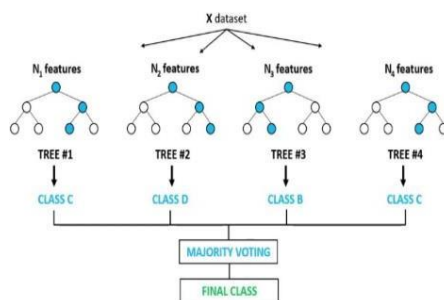
A support vector classifier is utilized. The objective of a Linear SVC (Support Vector Classifier) is to divide or classify the data you provide into a hyperplane that "best fits."



### Random forest classifier-

Several decision trees are used to build a Random Forest Classifier, and each one learns to classify using different samples and subsets of the training data. The class with the highest votes is then determined by combining the forecasts of all trees.

#### Random Forest Classifier



## III. SYSTEM FRAMEWORK

**Data Collection:** Collect and compile a large dataset of water quality samples with known characteristics from various sources such as water treatment plants, rivers, lakes, and groundwater wells. The dataset should contain relevant features such as pH, temperature, dissolved oxygen, turbidity, and levels of various pollutants

**Data preprocessing:** Preprocess and clean the data to ensure data quality and consistency. This may involve handling missing values, removing outliers, and scaling or normalizing the data.

**Feature Engineering:** Select and engineer relevant features from the dataset to build an accurate predictive model. This may involve domain expertise and exploratory data analysis

to identify relevant features that may impact water quality.

**Model Selection:** Select the appropriate machine learning algorithm(s) that best fit the data and objectives. This may involve evaluating multiple algorithms such as Random Forest, Support Vector Machine, or Artificial Neural Networks, and comparing their performance using cross-validation or other performance metrics.

**Model Training and Validation:** Train the selected model on the dataset, and validate its performance using a holdout test dataset or cross-validation techniques. This step involves optimizing the model's hyperparameters, such as the number of trees in a Random Forest model or the regularization parameter in a Support Vector Machine model.

**Model Deployment:** Deploy the model in the field to aid in real-time water quality monitoring and decision-making. This may involve developing a user-friendly interface to allow stakeholders to interact with the model and interpret its results.

**Model Maintenance:** Continuously monitor and update the model to ensure its accuracy and relevance over time. This may involve collecting new data and retraining the model periodically to adapt to changing conditions and new types of pollutants.

## IV. CONCLUSION

Water quality analysis using AI and ML is a relatively new approach that involves the use of machine learning algorithms to analyze large datasets of water quality parameters. This approach has several advantages over traditional water quality analysis methods, including faster analysis, improved accuracy, and reduced costs. AI and ML can help identify patterns and relationships between different water quality parameters that may not be immediately apparent to human analysts. This can help to identify potential sources of contamination or other issues that may impact the quality of the water.

Overall, the use of AI and ML in water quality analysis holds great promise for improving our understanding of water quality issues and developing more effective strategies for monitoring and protecting our water resources. In order to fully grasp these approaches' potential, further study is necessary as they are still in the early phases of development.

## V. REFERENCES

- Sharma, A., & Sharma, V. (2021). Machine learning-based water quality analysis for prediction and classification of water quality index. *Journal of Hydrology*, 598, 126392.
- Jadhav, M. B., & Kulkarni, B. D. (2019). A review on water quality analysis using machine learning techniques. *Procedia Computer Science*, 152, 506-513.
- APHA and AWWA (1999): Standard Methods for the Examination of Water and Wastewater. American Public Health Association (APHA), 20th Ed, Washington, D.C., USA.
- BIS (2012): Indian Standard Drinking Water Specification (Second Revision).