

Review on Fabrication of Portable Solar Operated Garbage Composter Machine

Prof S.S. Pawar¹, Akshay Sontakke², Abhay Singh Chandel³, Praful Dhakne⁴, Aniket Gawande⁵,

Nayan Jiwankar⁶

¹Project Guide, Department of Mechanical Engineering, Smt. Radhikatai Pandav College of Engineering, Nagpur, Maharashtra, India.

^{2,3,4,5,6}Students, Department of Mechanical Engineering, Smt. Radhikatai Pandav College of Engineering, Nagpur, Maharashtra, India.

Abstract -

In order to maintain a comfortable living environment in our communities, garbage collection is a crucial responsibility. However, the main issue we are currently dealing with can be lessened by minimising or reducing the amount of waste that is transported. Waste streams can be condensed by using a compactor. There are no savings from the overall waste generated because the waste burden remains the same. However, if the waste is decreased by up to 80%, it won't be necessary to empty the dumpster as frequently, saving you money on pick-up fees. These essays concentrate on, characterise, and evaluate ideas and tactics for recycling garbage. The goal of this initiative is to lessen their detrimental effects on the environment, human health, and natural resources. You must come up with financial answers since India's garbage problem is currently an existential one. One of the biggest issues that must be resolved in emerging nations is how to reduce the amount of waste produced. Urban development can be aided by the management of garbage recycling, but we must keep in mind that waste management comes at a hefty price. As a conclusion, we made note of the fact that the essential national and international talks and discussions are taking place in order to adopt management strategies in the domain of garbage recycling.

Keywords: Solar energy, Waste Management, Organic Composting, Composting process etc.

1. Introduction

People are now more interested in all things organic than ever before. Forbes claims that despite their high cost, many individuals like natural, organic, or locally produced food. As a result, numerous individuals have established their own organic gardens. The soil should be properly prepared without the use of any chemical treatments in order to guarantee that the plants are receiving appropriate nutrients. Organic farming is the name of this farming technique. The 20th century saw the start of organic farming. The following organic fertilisers serve as the foundation for this alternative agricultural method [1].

Manure: A mixture of animal waste and grass that is used as organic manure. This organic matter served as the primary fertiliser in the past.

Green manure: This common practise has several advantages for the soil in domestic gardening and the agriculture sector. It entails the prolonged implantation into the soil of a variety of plants.

Bone Manure, often called bone meal, is a mixture of animal bones that can be found in food scraps. It is an organic fertiliser with a delayed release that has the ideal levels of protein and phosphorus.

Composting is an inexpensive and environmentally responsible way to produce nutrient-rich compost that will promote plant growth and restore vitality to depleted soil.

Given that everything decomposes, it is an organic fertiliser that naturally arises because it essentially speeds up the natural process.

Consequently, composting will be the subject of this Capstone project. Implementing a pilot study and creating an experimental composting system are the main objectives of this Capstone project [2].

2. Problem definition

Food waste is a major issue right now. Our methods, trash cans, and landfills provide ample proof of this. Food waste has evolved in recent years into a complex phenomenon that attracts attention from researchers, consumers, and activists [3]. It is widely acknowledged as a counterintuitive strategy for enhancing food security and emphasising how agriculture leads to widespread food waste. According to an FAO (Food and Agriculture Organisation of the United Nations) assessment from 2013, 33% of subsistence is provided by 1.6 billion tonnes of whole food meant for human use annually. Due to the financial, social, and environmental implications involved, it is starting to be a serious issue [4].

3. Objectives

1. To design and manufacture a gaffer that will produce blocks of gaffer for simple handling.

2. This will be imprinted on the user's parts when they handle the baggage in order to analyse various forces.
3. To develop a solution to overcome and improve the lives of larger parts.
4. To develop this design on a portable scale and powered by solar energy.
5. To develop all functions, such as a blender, a crusher, a water sprayer, and a heater using a contact model.

4. Literature Survey

- Gaurav Chiplunkar and Prof. (Dr.) Avinash More,[1] Approximately 50% of the total MSW composition in India is biodegradable waste, and the percentage is currently rising. So, we came up with the idea for the SMRT obstructing machine. The machine is designed in such a way that we can process 10 to 15 kg of organic waste each day. The author discusses processing daily food waste in such a way that we will produce fertiliser as a result. The mechanical waste will be crushed into a semi-powder form in this process, and it will then undergo continuous mixing and heating.
- Waruse Amir Hamza et al. [2], When organic waste is subjected to aerobic decomposition while being heated to 50 to 60 degrees Celsius, bacterial activity is added, which yields good quality control. This practitioner creates a semi-automatic composting machine out of household waste materials utilising solar technology, which turns them into fertiliser for plant growth. It takes 30 days to complete the entire process, which involves heating, mixing, ventilating, and adding culture.
- Ahammad Vazim K. A et al [3], This researcher's goal was to develop a low-cost food waste processing system that would ultimately speed up the manufacturing process. Using a biological composter, it was experimentally discovered that normal vegetable residues could be composted in about 60 days. As with any biochemical reaction, the amount of time needed to complete the process depended on a number of factors, including the size of the component, the water content, the temperature, and the air circulation. The device was entirely functional in controlling the significant factors among those listed above and could speed up the overall process by 50%.
- Mansi Pare and Mohd. Aman [4], The intended machine is a completely automated and highly efficient composting machine that uses specialised microorganisms to break down and compost all types of organic waste within 24 hours with an 85–90% volume reduction. The entire process is biological and natural. The microorganisms we utilise are effective even in high acid or salty conditions and thrive in high temperatures. The machine has a U-shaped mixing tank that is equipped with a humidity sensor, a heater, mixing blades, and an exhaust system. When organic waste is added

to it, the humidity sensor, heat source, mixing blades, and exhaust system all detect moisture.

- B Naveen kumar et al [5], The organic concrete mixer is used to make concrete, and the quality of the concrete depends on factors such as temperature, time, aeration, moisture content, and brew and green waste. This machine lowers the cost associated with the waste's degradation, segregation, etc. The overall volume of organic waste is reduced. Since all the materials needed for composition are inexpensive and readily available, it is possible to practise composition at home in the kitchen.

4.1. Modern Composting

In 1905, Sir Albert Howard developed the indoor approach. After 30 years of investigation, Howard found the best compost today. Up until it reaches the required height, layers of soil, compost, and greenery are alternated. The compost will be ready in three months if the pile is moist and turned frequently to create the proper aerobic conditions.

4.2. The Advantages of Composting:

Composting is popular today due to its many advantages :

30 percent of the waste flow is cut, which prevents yard and food waste from ending up in landfills.

- Well-prepared compost improves the appearance, yield, and disease resistance of plants.
 - Improving soil moisture retention through the addition of organic matter.
 - Adding dissolved organic matter to the soil gives soil organisms nourishment.
 - By offering a balanced source of nutrients, compost aids in the soil's ability to hold onto nutrients longer so that plants can use them.
- Spending less by composting.
- Manure enhances our nutrition, and the proper amount of nutrients are present in plants.

4.3. The Biology of composting:

Composting happens naturally. It involves all of nature's normal decomposition processes, such as leaf decay and the ageing of animal dung. However, because of how long this process takes, composting is crucial. Fresh organic matter must also be prepared before being put to the soil, as failure to do so could result in ecosystem disruptions.

Compost that has been properly prepared is dark brown in colour and smells wild. Carbon, nitrogen, oxygen, and water make up its composition. These four elements are necessary for the composting organism to function properly.

Carbon: A brown substance that emits heat from carbon that has been micro-oxidized.

Nitrogen: To develop and reproduce, most organisms rely on the fruits and vegetables that oxidise carbon.

In the process of decomposing carbon, oxygen is used.

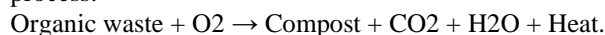
Water: Just enough to keep things moving while preventing anaerobic conditions.

Compost biology is simple to comprehend. The carbon cycle is the first step. The source of the intense metabolic response that elevates the temperature during composting is carbon molecules. However, the process's loss of CO₂ and H₂O lowers the nitrogen balance, or the carbon-to-nitrogen (C/N) ratio. Nitrogen-stabilizing bacteria can make up for this loss. The presence of ammonia and high temperatures have an impact on this reaction, which is strong at the end of decomposition. Because our method involves bio-oxidation, oxygen availability is particularly crucial. As a result, the compost needs to be turned every day to provide O₂ and for aerobic respiration. Making ensuring that the compost's oxygen content doesn't go below 18% is crucial.

Temperature is a significant composting component as well. Contrary to popular opinion, high temperatures are necessary for effective composting because they slow down the process of organic matter decomposition. Bacteria can only function below 70 C. The ideal range of temperatures is between 45 and 50 C. Maintaining a proper moisture level is also crucial. This weakens the organic lotion's structural integrity and has the effect of speeding up the disintegration process.

The C/N ratio should be between 25 and 35 with great precision. The compost will smell if the ratio is less than 20, since nitrogen is lost and ammonia is generated. However, the breakdown process will slow down if the C/N ratio is higher than 40. The material's size is a significant consideration as well. The size of the compost particles should be between 1.3 and 5 cm for quick and effective decomposition. It's crucial to scale down materials if they are excessively huge. The size should not result in a gas lake or be too small.

The following chemical reaction captures the composting process:



4.4. Composting Steps:

To generate healthy compost, it is crucial to be aware of the aforementioned elements and take the following actions:

1. Construct a compost bin. The amount of biodegradable material we intend to create determines its size.
2. Decide where to put the compost. It should be a level, sunny spot.
- 3- Change the layers. Branches at the top layer are necessary to allow air to enter.

Until the bin is full, we alternate the carbon and nitrogen layers after the second layer of leaf cover.

- 4- Upkeep of the compost bin: To aid in the breaking process, make sure the material is properly moist and mix the compost once a week.

It is not necessary to have prior farming expertise to complete this process. For this type of indoor composting, yard compost can be used. for this type we need yard, fallen leaves or grass and grass clippings and food scraps. Or worm composting: A small yard or apartment will work well with enough food scrap.

5. Proposed System:

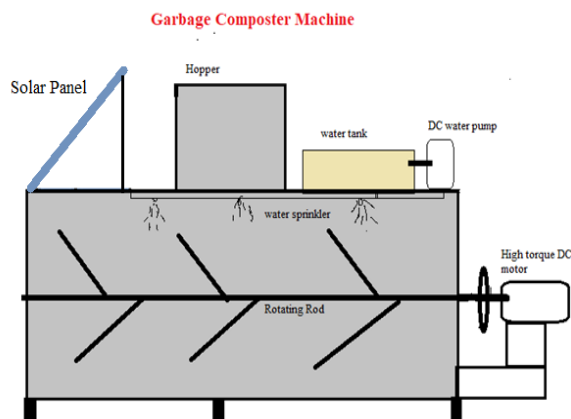


Fig.1 Proposed system of composter machine

6. The composting process

Compost can be aerobic or anaerobic, as was discussed in the part on the literature study. For this project, the aerobic composting technique was chosen for a number of reasons. First off, aerobic composting proceeds more quickly because microorganisms consume and break down organic material more quickly and effectively than anaerobic ones. The airless method appears to be the most effective taking into account the project's duration. To stop it, anaerobic bi-composting needs to be done underground! It makes the task more difficult by moving into the compost. However, aerobic composting may be done on land without disturbing the soil and is effective there. The chosen method is a quick composting method that lasts 14 to 21 days. In order for the microorganisms to receive adequate oxygen to accelerate their activity, this strategy calls for daily manure replacement. Additionally, turning the compost every day stops it from overheating, which would otherwise kill the microorganisms and restart the composting process. I took periodic readings of the compost's temperature, pH, and humidity to monitor its development and gauge its quality.

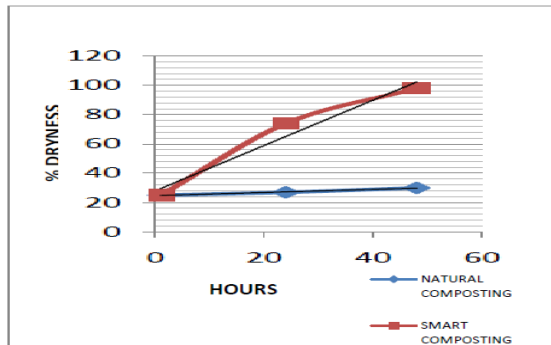


Fig. 6: Natural Composting –vs- SMART Composting

7. Conclusions and Future Work

Finally, the idea used a solar-powered composting machine to turn the organic waste into compost. The composting procedure was examined in a pilot study utilising actual waste. There are positive outcomes, proving that the heavy can is working as intended. The study includes recommendations and steps, but in order for the project to move forward, top-level work must be done in the future. Since people have already made the decision to compost, they need to maintain a machine. For inclusion in the composting material, kitchen garbage and other organic waste must also be sorted. Finally, the entire community needs to understand the value of composting and get involved in keeping it going.

Acknowledgment

For remarkable journey of in-house project, we take this opportunity to express our gratitude to the people who have instrumental in our project.

References

- [1] Gaurav Chiplunkar and Prof. (Dr.) Avinash More, Design of Kitchen Waste Composting Machine: A Smart Approach , Industrial Automation Department IJTRD | May – Jun 2018.
- [2] Waruse Amir Hamza et al., Fabrication Of Solar Composting Machine, Mechanical Engineering ,IJSER Volume 10, Issue 5, May-2019
- [3] Ahammad Vazim K. A et al , Design and Fabrication of a Novel Low Cost Food Waste Composting System with Accelerating Process Technology , Department of Mechanical Engineering , IJEAT , Volume-6 Issue-3, February 2017
- [4] Mansi Pare and Mohd. Aman. Design of organic compost machine , Dept. of Mechanical Engineering , IRJET , Volume: 06 Issue: 12 | Dec 2019.
- [5] B Naveen kumar et al. Fabrication & Prototype of Portable Compost Machine, Dept. of mechanical Engineering , IRJET Volume: 06 Issue: 05 | May 2019.
- [6] Amlinger, F. Götz, B. Dreher, P.Gesztzi, J. and Weissteiner, C. Nitrogen in biowaste and yard waste

compost: dynamics of mobilisation and availability a review. *European Journal of Soil Biology* 39, 107-116.2003.

[7] Yvette B. Guanzon, Robert J. Holmer, Composting of Organic Wastes: A Main Component for Successful Integrated Solid Waste Management in Philippine Cities. (2000).

[8] K. i.-D. Z. f. B. F.-B. M. Y. Kodwo Miezaha, "Municipal solid waste characterization and quantification as a measure towards effective waste management in Ghana," ELSEVIER, vol. 46, no. 7, pp. 15-27, December 2015.

[9] IOSR, "Design, Development and Evaluation of a Small Scale Kitchen Waste Composting Machine,,"IOSR Journal of Engineering (IOSRJEN_ , vol. 04, no. 04, pp. 29-33, April 2014.

[10] S. Godura, A. K. Aggarwal and P. Bhatia, "Municipal solid waste management index in urban areas: Delphi validated tool," *Int. J. of Environment and Waste Management*, vol. 20, no. 3, pp. 215 - 232, 2017.