

SOLIDIFYING THE GROUND BY ENZYME-INDUCED-CALCITE-PRECIPITATION: A REVIEW

Subrata Bhattacharya

Guide: Dr. Abir Sarkar

Department of Civil Engineering (Geotechnical Engineering)

Swami Vivekananda University

ABSTRACT

Enzyme-induced calcite precipitation (EICP) is a promising biotechnological process that harnesses the power of enzymatic reactions to control and manipulate the formation of calcite minerals. Calcite, a crystalline form of calcium carbonate, is a ubiquitous mineral with significant applications in various fields, including construction, environmental remediation, and biomedical engineering. The conventional methods for calcite formation often involve harsh chemical conditions, which are not environmentally friendly and may have limited control over the crystal morphology.

EICP offers a sustainable and controllable approach for calcite precipitation by utilizing enzymes as catalysts. Enzymes are highly specific and efficient biocatalysts that can accelerate the conversion of reactants into desired products under mild conditions. In the context of calcite precipitation, enzymes can promote the transformation of dissolved calcium and carbonate ions into solid calcite crystals, while also influencing crystal growth, size, and shape.

This abstract presents an overview of enzyme-induced calcite precipitation, including the key enzymes involved, the underlying mechanisms, and the potential applications of this technique. It discusses the various enzymes that have been employed in EICP, such as carbonic anhydrase, urease, and alkaline phosphatase, and their specific roles in catalyzing the formation of calcite. Moreover, the abstract explores the factors influencing enzyme activity and calcite morphology, including pH, temperature, substrate concentration, and enzyme concentration.

Furthermore, the abstract highlights the applications of EICP in different fields. For instance, in the construction industry, EICP can be utilized for soil stabilization, concrete reinforcement, and crack repair. In environmental remediation, it can aid in the sequestration of heavy metals and the immobilization of contaminants. Additionally, EICP holds promise in biomedical engineering for bone regeneration, drug delivery systems, and bioactive coatings.

In conclusion, enzyme-induced calcite precipitation presents a novel and environmentally friendly approach for controlling and manipulating the formation of calcite minerals. With further research and development, EICP has the potential to revolutionize various industries by offering sustainable and tailored solutions for a wide range of applications.

Keywords: *Bio-technology; Precipitation; Urease; Soil stabilization; Ground improvement; Urea hydrolysis; Calcium carbonate*

1. Introduction

Calcite, a crystalline form of calcium carbonate (CaCO_3), is a widely distributed mineral with diverse applications in various industries. Traditional methods for calcite formation often involve harsh chemical conditions, which can be detrimental to the environment and lack precise control over crystal morphology. Enzyme-induced calcite precipitation (EICP) offers an innovative and sustainable approach to address these limitations by utilizing enzymes as catalysts in the formation and manipulation of calcite minerals.

Enzymes are highly efficient and specific biocatalysts that accelerate chemical reactions under mild conditions. In the context of calcite precipitation, enzymes play a crucial role in catalyzing the conversion of dissolved calcium and carbonate ions into solid calcite crystals. Moreover, enzymes can influence the growth, size, and shape of the resulting crystals, providing a means to tailor the properties of the formed calcite.

This paper aims to provide an overview of enzyme-induced calcite precipitation, exploring the key enzymes involved, the underlying mechanisms, and the potential applications of this biotechnological process. The specific enzymes commonly employed in EICP include carbonic anhydrase, urease, and alkaline phosphatase, each contributing to distinct aspects of calcite formation.

The factors influencing enzyme activity and calcite morphology are also examined, such as pH, temperature, substrate concentration, and enzyme concentration. Understanding these parameters is crucial for optimizing EICP processes and achieving desired calcite characteristics.

The applications of EICP span across various industries. In the construction sector, EICP can be employed for soil stabilization, concrete reinforcement, and crack repair, enhancing the durability and strength of structures. In environmental remediation, EICP shows promise in the sequestration of heavy metals and the immobilization of contaminants, contributing to the restoration of polluted sites. Furthermore, in biomedical engineering, EICP can be utilized for bone regeneration, drug delivery systems, and the development of bioactive coatings with controlled release properties.

In conclusion, enzyme-induced calcite precipitation offers a sustainable and controllable approach to the formation and manipulation of calcite minerals. By harnessing the power of enzymes, EICP provides a means to tailor the properties of calcite, opening up new avenues for applications in construction, environmental remediation, and biomedical engineering. Further research and development in this field hold significant potential for the advancement of sustainable and tailored solutions in diverse industries.

2. Evolution of EICP Method

The evolution of the enzyme-induced calcite precipitation (EICP) method can be traced through several key developments and refinements over time. Initially, the concept of using enzymes to control and manipulate the formation of calcite minerals emerged as a novel approach to overcome the limitations of traditional methods. Here is a brief overview of the evolution of the EICP method:

The concept of using enzymes for calcite precipitation was first explored in the late 1990s. Researchers began investigating the potential of carbonic anhydrase, an enzyme naturally involved in carbonate biomineralization processes, to accelerate the conversion of dissolved carbonate ions into solid calcite crystals. These early studies demonstrated the enzymatic control over calcite precipitation and the influence on crystal morphology.

Over time, the range of enzymes employed in EICP expanded beyond carbonic anhydrase. Other enzymes, such as urease and alkaline phosphatase, were investigated for their ability to catalyze the formation of calcite. Each enzyme brought its unique catalytic properties and influenced specific aspects of calcite formation, such as pH regulation or modulation of calcium and carbonate ions availability.

Researchers focused on optimizing the reaction conditions to achieve better control over calcite precipitation and crystal morphology. Factors such as pH, temperature, substrate concentration, and enzyme concentration were studied to identify the optimal conditions for efficient enzyme activity and

desired calcite properties. Understanding the influence of these parameters allowed for precise manipulation of the EICP process.

The EICP method gained attention for its potential applications in various industries. In the construction industry, EICP has been explored for soil stabilization, concrete reinforcement, and crack repair. The ability to control calcite precipitation offers advantages in environmental remediation by sequestering heavy metals and immobilizing contaminants. Additionally, EICP has shown promise in biomedical engineering for bone regeneration, drug delivery systems, and bioactive coatings.

Recent advancements in enzyme engineering and biotechnology have further enhanced the EICP method. By modifying or engineering enzymes, researchers can optimize their catalytic activity, stability, and specificity for calcite precipitation. This allows for greater control over the EICP process and expands the possibilities for tailored applications.

The evolution of the EICP method has transformed it from a conceptual idea to a practical and versatile biotechnological approach for controlling and manipulating calcite precipitation. Ongoing research and development in this field continue to refine the method, broaden its applications, and uncover new enzyme systems and techniques to further advance the field of enzyme-induced calcite precipitation.

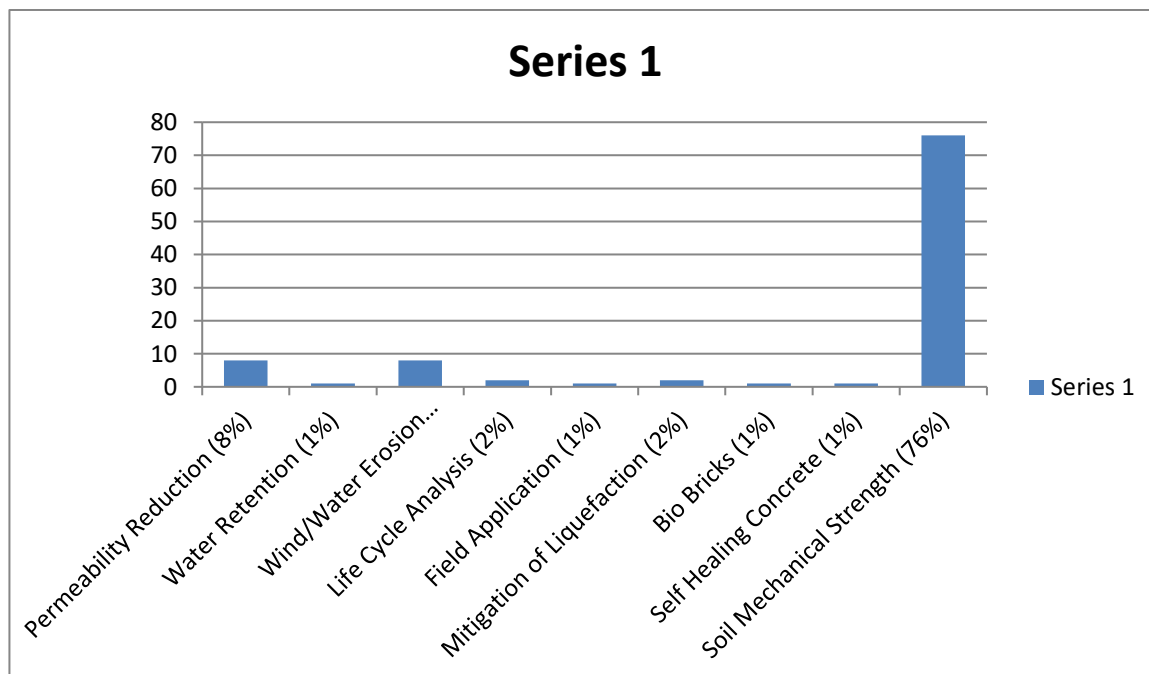
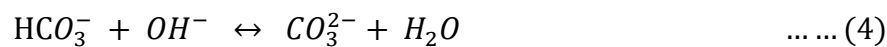
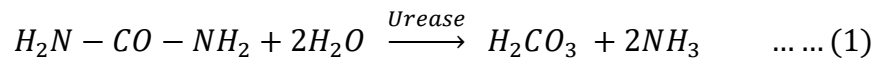


Figure-1 Graphical Representation of Research Works On Basis Of EICP In Geotechnical Engineering

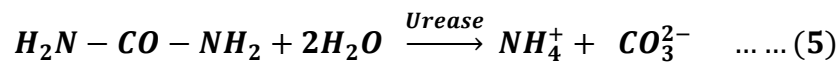
3. How EICP Works with Soil: A General View

The process of urease-aided carbonate mineralization, regardless of the enzyme source used, is generally derived from the hydrolysis of urea catalysed by urease.

The equations are in step by step:



\therefore The result of the equation from equation no. –1,2 and 3 is :



Where,

$H_2N - CO - NH_2 = \text{Urea}$

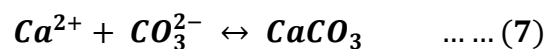
$H_2CO_3 = \text{Carbonic Acid}$

$HCO_3^- = \text{Bicarbonate}$

$NH_4^+ = \text{Ammonium ions}$

$CO_3^{2-} = \text{Carbonate ions}$

The presence of dissolved Ca^{2+} in the solution leads to an increase in pH, creating favorable conditions for the merging of ions and subsequent precipitation of calcium carbonate. This process can be summarized by Equations (6) and (7).



Where,

$CaCl_2 = \text{Calcium Chloride}$

$CaCO_3 = \text{Calcium Carbonate}$

4. Source of Urease Enzyme

The primary source of urease enzyme for the EICP (enzyme-induced calcite precipitation) method is microorganisms. Urease is produced by various bacteria and fungi. However, It can also be found in

certain plant seeds, offering a natural source for EICP (enzyme-induced calcite precipitation) applications. Although the urease activity in plant seeds is generally lower compared to microorganisms, they can still contribute to the EICP process. Here are a few examples of plant seeds that contain urease:

i. Soybeans: Soybean seeds are known to contain urease enzyme. Soybean urease has been studied for various applications, including EICP. It can be extracted and utilized as a source of urease for calcite precipitation.

ii. Jackbean Seeds: Jackbean (*Canavalia ensiformis*) seeds are rich in urease enzyme. The seeds have been investigated for their urease activity and potential use in EICP studies. Jackbean urease can be extracted and employed for catalyzing the precipitation of calcite.

iii. Lupin Seeds: Lupin (*Lupinus*) seeds have been reported to contain urease enzyme. Although the urease activity in lupin seeds may be lower than that of microorganisms, they can still be considered as a potential natural source of urease for EICP applications.

iv. Other Plant Seeds: While the urease activity in plant seeds might vary, urease enzymes have been detected in various other plant seeds, such as kidney beans, pigeon peas, and black gram (*Vigna mungo*) seeds. These seeds can be explored as alternative sources of urease for EICP, with appropriate extraction and purification techniques.

When considering plant seeds as a source of urease, it's important to note that the yield and activity of urease can vary among different plant varieties, cultivation conditions, and seed maturity stages. Optimization of extraction methods and enzyme purification techniques may be required to obtain higher concentrations and purity of urease from plant seeds.

Furthermore, it's crucial to evaluate the urease activity of plant seed extracts and compare them with other available urease sources, such as microorganisms, to assess their suitability for EICP applications.

5. Soil Stabilization with EICP Treatment

The methodology of soil stabilization with EICP (enzyme-induced calcite precipitation) treatment involves a systematic approach to effectively implement the process. Here is a general methodology for soil stabilization using EICP treatment:

- **Site Assessment and Soil Characterization:** Conduct a thorough site assessment to evaluate soil conditions, including composition, properties, and geotechnical characteristics.

Perform soil testing and characterization to determine parameters such as grain size distribution, compaction, shear strength, permeability, and mineralogy. This information helps in designing the EICP treatment process.

- **Enzyme Selection and Optimization:** Select an appropriate enzyme (e.g., urease, carbonic anhydrase) based on its catalytic efficiency, availability, and compatibility with the target soil.

Optimize the enzyme concentration, reaction conditions (pH, temperature), and reaction duration through laboratory-scale experiments to maximize the precipitation of calcite and achieve desired soil stabilization results.

- **Treatment Design:** Design the EICP treatment plan based on the site-specific requirements, including the desired level of soil stabilization and project goals.

Determine the treatment area, injection points, and spacing based on the site conditions, soil properties, and engineering analysis.

Consider factors such as soil depth, water table level, accessibility, and project constraints during treatment design.

The process are shown in below:

i. Injection Method:

Soil stabilization with EICP (enzyme-induced calcite precipitation) treatment using the injection method involves the process of introducing the necessary enzymes and reactants into the soil through injections. This method is commonly employed for localized treatment or in areas where targeted soil improvement is required. Here's an overview of the soil stabilization process with EICP treatment using the injection method:

- **Site Preparation:** Before initiating the EICP treatment, the site is prepared by ensuring proper access to the targeted soil area. This may involve clearing any obstructions, setting up injection points, and establishing a work zone.
- **Enzyme Solution Preparation:** The required enzyme solution is prepared, typically by dissolving the selected enzyme (e.g., urease) in a suitable carrier fluid or water. The solution may also include additional additives to optimize the reaction conditions or enhance the EICP process.
- **Injection Point Placement:** Injection points or boreholes are strategically positioned in the soil to facilitate the introduction of the enzyme solution. The spacing and depth of injection points depend on factors such as the soil type, project requirements, and engineering design considerations.
- **Injection Process:** Using specialized injection equipment, the enzyme solution is injected into the pre-determined injection points. The injection pressure and rate are controlled to ensure uniform distribution of the solution within the target soil zone.
- **Mixing and Reaction:** Once the enzyme solution is injected, it disperses within the soil matrix, coming into contact with the dissolved calcium and carbonate ions present in the pore water. The enzyme catalyzes the conversion of these ions into solid calcite crystals through the EICP process.
- **Calcite Precipitation and Soil Modification:** As the calcite crystals precipitate, they interlock with the soil particles, forming a cementing matrix. This matrix enhances soil cohesion, reduces permeability, and improves the overall geotechnical properties of the treated soil.
- **Post-Treatment Measures:** After completing the injection process, it is important to allow sufficient time for the calcite precipitation and soil modification to occur. The treated soil is typically left to cure and consolidate over time, allowing the calcite crystals to grow and strengthen, further enhancing the soil's properties.

- **Verification and Quality Control:** Verification testing and monitoring are conducted to assess the effectiveness of the EICP treatment. This may involve laboratory tests to evaluate the treated soil's engineering properties, such as strength, permeability, and stability. Field monitoring may also be performed to assess long-term performance and durability.

The injection method for soil stabilization with EICP treatment offers precise control over the treatment area and allows for targeted improvement of soil properties. Proper engineering analysis, including site investigation and design considerations, is crucial to determine the optimal injection points, enzyme concentration, and injection parameters for a successful EICP treatment using the injection method.

ii. Mix & Compact

Soil stabilization with EICP (enzyme-induced calcite precipitation) treatment using the mix and compact method involves incorporating the necessary enzymes and reactants into the soil through mixing and compaction. This method is commonly used for large-scale soil improvement projects or when treating a relatively homogenous soil mass. Here's an overview of the soil stabilization process with EICP treatment using the mix and compact method:

- **Soil Preparation:** The target soil is prepared by clearing any debris, vegetation, or unwanted materials. It may also involve grading or leveling the soil surface to create an even working area.
- **Enzyme Solution Preparation:** The selected enzyme (e.g., urease) is typically dissolved in a carrier fluid or water to create an enzyme solution. Additional additives or reactants may be included in the solution to optimize the EICP process.
- **Mixing and Blending:** The enzyme solution is mixed with the soil using suitable machinery, such as a soil mixer or soil stabilizer. The aim is to ensure thorough and uniform distribution of the enzyme solution throughout the soil matrix.
- **Compaction:** After the mixing process, the soil-enzyme mixture is compacted using rollers, compactors, or other compaction equipment. This compaction process aims to achieve the desired density and eliminate any potential air voids or gaps within the treated soil.

- **Reaction and Soil Modification:** Once the soil is compacted, the enzyme in the solution catalyzes the conversion of dissolved calcium and carbonate ions into solid calcite crystals through the EICP process. The precipitation of calcite crystals within the soil matrix enhances its strength, cohesion, and overall geotechnical properties.
- **Curing and Consolidation:** After the mixing and compaction, the treated soil is allowed to cure and consolidate over time. This enables the calcite crystals to continue growing and interlocking, further strengthening the soil.
- **Quality Control and Verification:** Throughout the process, quality control measures are implemented to ensure proper mixing, compaction, and treatment effectiveness. Laboratory testing and field monitoring may be conducted to assess the treated soil's engineering properties, including strength, permeability, and stability.

It's important to note that the specific details and parameters of the mix and compact method for soil stabilization with EICP treatment may vary depending on factors such as soil type, project requirements, and equipment availability. Proper engineering analysis, including soil testing, design considerations, and quality control measures, is crucial to achieve successful soil stabilization using the mix and compact method with EICP treatment.

iii. Surface Percolation:

Soil stabilization with EICP (enzyme-induced calcite precipitation) treatment using the surface percolation method involves applying the enzyme solution directly onto the soil surface and allowing it to percolate through the soil profile. This method is commonly used when treating large areas or when access to the soil is limited. Here's an overview of the soil stabilization process with EICP treatment using the surface percolation method:

- **Soil Preparation:** The soil surface is prepared by removing any debris, vegetation, or loose materials that could hinder the percolation process. The soil may be graded or leveled to ensure uniform application of the enzyme solution.

- **Enzyme Solution Preparation:** The selected enzyme (e.g., urease) is dissolved in a carrier fluid or water to create the enzyme solution. The solution may also contain additional reactants or additives to optimize the EICP process.
- **Application of Enzyme Solution:** The enzyme solution is evenly distributed over the soil surface using suitable application methods such as sprayers, sprinklers, or irrigation systems. The solution is applied at a controlled rate to prevent excessive runoff or pooling.
- **Percolation and Reaction:** After the application, the enzyme solution percolates through the soil profile, gradually infiltrating and reacting with the dissolved calcium and carbonate ions present in the soil pore water. The enzyme catalyzes the precipitation of calcite crystals, resulting in soil cementation and modification.
- **Curing and Consolidation:** As the calcite crystals form and interlock within the soil, the treated area is allowed to cure and consolidate over time. This curing process helps strengthen the soil and improve its geotechnical properties.
- **Quality Control and Verification:** Quality control measures, such as monitoring the application rate, percolation depth, and reaction progress, are implemented to ensure the effectiveness of the treatment. Laboratory testing and field monitoring may be conducted to assess the treated soil's engineering properties and verify the success of the EICP treatment.

It's important to note that the success of soil stabilization with EICP treatment using the surface percolation method relies on proper application techniques, uniform distribution of the enzyme solution, and sufficient contact time between the solution and the soil. Factors such as soil type, slope, and weather conditions should be considered during the application process. Additionally, adequate curing and consolidation time should be allowed for the treated soil to achieve optimal stabilization results.

iv. Spraying:

Soil stabilization with EICP (enzyme-induced calcite precipitation) treatment using the spraying method involves applying the enzyme solution directly onto the soil surface through spraying equipment. This

method is commonly used for localized treatment or when a specific area needs to be targeted. Here's an overview of the soil stabilization process with EICP treatment using the spraying method:

- **Soil Preparation:** The target soil area is prepared by removing any debris, vegetation, or loose materials that could interfere with the spraying process. The soil surface may be leveled or graded to ensure uniform application of the enzyme solution.
- **Enzyme Solution Preparation:** The selected enzyme (e.g., urease) is dissolved in a carrier fluid or water to create the enzyme solution. The solution may also contain additional additives or reactants to optimize the EICP process.
- **Spraying Equipment Setup:** Spraying equipment, such as sprayers or misters, is set up and calibrated according to the desired application rate and coverage. The equipment should be capable of delivering a fine and uniform spray pattern.
- **Application of Enzyme Solution:** The enzyme solution is sprayed onto the soil surface using the spraying equipment. The solution is applied evenly and at the desired application rate to ensure proper coverage of the target area. Care should be taken to avoid overspray or excessive runoff.
- **Penetration and Reaction:** As the enzyme solution is sprayed onto the soil, it penetrates into the soil profile, coming into contact with the dissolved calcium and carbonate ions present in the pore water. The enzyme catalyzes the conversion of these ions into solid calcite crystals through the EICP process, leading to soil cementation and modification.
- **Curing and Consolidation:** After the spraying process, the treated soil is allowed to cure and consolidate over time. This curing period enables the calcite crystals to grow and interlock within the soil, further enhancing its strength and geotechnical properties.
- **Quality Control and Verification:** Throughout the process, quality control measures are implemented to ensure proper application and treatment effectiveness. Field monitoring and laboratory testing may be conducted to assess the treated soil's engineering properties and verify the success of the EICP treatment.

It's important to note that the success of soil stabilization with EICP treatment using the spraying method depends on factors such as spray coverage, application rate, and soil characteristics. Proper calibration of the spraying equipment and uniform distribution of the enzyme solution are essential for achieving desired results. Additionally, adequate curing and consolidation time should be allowed for the treated soil to fully develop its improved properties.

6. Factors Influencing Carbonate Crystallization in EICP Treatment

Several factors can influence carbonate crystallization in EICP (enzyme-induced calcite precipitation) treatment. These factors can impact the effectiveness and efficiency of the treatment, as well as the resulting geotechnical properties of the stabilized soil. Here are some key factors that influence carbonate crystallization in EICP treatment:

i. Enzyme Concentration: The concentration of the enzyme, such as urease or carbonic anhydrase, plays a crucial role in the EICP process. Higher enzyme concentrations can accelerate the conversion of dissolved calcium and carbonate ions into calcite crystals, leading to enhanced soil cementation. However, excessively high enzyme concentrations may also lead to undesirable side effects or limitations, such as pH changes or excessive foaming.

ii. Reaction Conditions: The reaction conditions, including pH and temperature, significantly influence carbonate crystallization. Optimal pH conditions typically range from 7 to 9, as this pH range promotes enzyme activity and facilitates the precipitation of calcite crystals. Temperature also affects the reaction rate, with higher temperatures generally accelerating the EICP process.

iii. Calcium and Carbonate Ion Availability: The availability of dissolved calcium and carbonate ions in the soil pore water is critical for the EICP process. The presence of sufficient concentrations of these ions allows for their conversion into solid calcite crystals. Factors influencing ion availability include the soil composition, mineralogy, and groundwater chemistry.

iv. Soil Characteristics: Soil properties, such as grain size distribution, mineralogy, porosity, and permeability, can impact carbonate crystallization. Soils with higher porosity and permeability allow for better infiltration and dispersion of the enzyme solution, facilitating contact with calcium and carbonate ions. Fine-grained soils may require additional measures to ensure proper dispersion and contact between the enzyme solution and the soil particles.

v. Reaction Time: The duration of the EICP treatment, or the reaction time, influences the extent of carbonate crystallization. Sufficient reaction time is necessary to allow the enzyme to catalyze the conversion of dissolved ions into calcite crystals. Longer reaction times often result in increased crystallization and improved soil stabilization. However, the reaction time should be balanced with project constraints and considerations.

vi. Environmental Conditions: Environmental factors, such as moisture content, oxygen availability, and microbial activity, can impact carbonate crystallization. Adequate moisture levels are essential for the enzyme solution to penetrate the soil and enable the reaction. Oxygen availability may affect the enzyme activity, and microbial activity can potentially interfere with the EICP process.

vii. Additives and Reactants: The inclusion of additives or reactants in the enzyme solution can influence carbonate crystallization. These additives may be used to modify pH, enhance enzyme performance, or promote the formation of specific crystal morphologies. Their effectiveness and compatibility with the EICP process should be carefully considered.

Understanding and optimizing these factors are crucial for successful EICP treatment and achieving the desired soil stabilization results. Engineering analysis, site-specific considerations, and continuous monitoring are essential for effective implementation of EICP treatment and controlling carbonate crystallization.

7. Properties of EICP Treated Soil

Properties of EICP (enzyme-induced calcite precipitation) treated soil refer to the geotechnical characteristics and changes observed in the soil after undergoing the EICP ground improvement technique. Here are some commonly observed properties:

i. Strength improvement: EICP-treated soil typically exhibits enhanced strength properties. The precipitation of calcite within the soil matrix acts as a cementing agent, increasing the soil's shear strength, compressive strength, and bearing capacity. This improvement in strength allows the soil to better support structures and resist external loads.

ii. Stiffness enhancement: The EICP process also improves the stiffness of the treated soil. The formation of calcite within the soil particles increases the soil's modulus of elasticity and shear modulus, resulting in reduced deformation and settlement. The increased stiffness contributes to the stability and performance of the ground.

iii. Permeability reduction: EICP treatment can significantly reduce the permeability of the soil. The precipitation of calcite clogs the soil pores, limiting the flow of water and decreasing the permeability. This reduction in permeability helps to mitigate issues related to water seepage, groundwater flow, and soil erosion.

iv. Increased durability: EICP-treated soil exhibits improved durability and resistance to environmental factors. The calcite precipitation acts as a protective layer, shielding the soil particles from chemical attack, erosion, and other degradation mechanisms. This increased durability ensures the long-term stability and performance of the treated soil.

v. Improved compaction and compaction characteristics: EICP treatment can enhance the compaction characteristics of the soil. The presence of calcite particles facilitates better interlocking and bonding between soil particles, resulting in improved compaction efficiency and reduced susceptibility to volume changes.

vi. Reduced susceptibility to liquefaction: EICP treatment can also reduce the susceptibility of soil to liquefaction. The increased strength and stiffness properties of the treated soil make it more resistant to liquefaction-induced deformations and failure during seismic events.

It's important to note that the specific changes in these properties can vary depending on factors such as the soil type, initial soil conditions, EICP treatment parameters, and the duration of treatment. Therefore, thorough site-specific evaluation and testing are necessary to assess the actual improvements in the treated soil's properties.

8. Key Factors Influencing EICP Treated Soil Properties

Several factors can significantly influence the properties of soils treated with EICP (Electrokinetic-chemical precipitation). These factors include:

- i. Soil Type:** The type of soil being treated plays a crucial role in the effectiveness of EICP treatment. Different soils, such as sands, silts, or clays, have distinct geotechnical characteristics and mineral compositions that can affect the response to treatment.
- ii. Electrolyte Concentration:** The concentration and composition of the electrolyte solution used during EICP treatment can influence the transport and precipitation of ions within the soil. The choice of electrolyte and its concentration can affect the efficiency of electrokinetic processes and the resulting changes in soil properties.
- iii. Applied Voltage:** The magnitude and duration of the applied electric current or voltage during EICP treatment determine the intensity of electroosmosis, electromigration, and electrochemical reactions. The voltage affects the transport of charged particles, water movement, and the extent of chemical reactions, thereby impacting the final soil properties.
- iv. Treatment Duration:** The duration of EICP treatment influences the extent of electrokinetic processes and chemical precipitation. Longer treatment durations allow for more thorough transport of ions and precipitation reactions, potentially resulting in greater improvements in soil properties.

- v. Chemical Additives:** The addition of specific chemicals or additives to the treatment solution can enhance the EICP process and its effects on soil properties. Additives may include cementitious materials, organic polymers, or other substances that facilitate precipitation, increase soil stability, or modify soil chemistry.
- vi. Water Content:** The initial water content of the soil can affect the electrokinetic processes and the distribution of ions within the soil matrix. The moisture content influences the mobility of charged particles, electroosmotic flow, and the efficiency of chemical precipitation reactions.
- vii. Soil Density:** The density or compaction level of the soil can impact the transport of ions and the effectiveness of EICP treatment. Compacted soils may exhibit reduced pore sizes and connectivity, affecting the electroosmotic flow and the distribution of chemical species within the soil.
- viii. Environmental Conditions:** Factors such as temperature, pH, and ambient moisture conditions can influence the effectiveness of EICP treatment. The environmental conditions affect chemical reactions, ion mobility, and the overall efficiency of the treatment process.

It is important to consider these factors and their interplay when designing and implementing EICP treatment to ensure the desired improvements in soil properties are achieved. The optimization of these factors can be determined through laboratory testing and field monitoring, taking into account the specific soil characteristics and project requirements.

9. Advantages of EICP in Soil

EICP (Electrokinetic-chemical precipitation) offers several advantages for soil improvement in various geotechnical applications. Some of the main advantages of EICP are:

- i. Non-Destructive Technique:** EICP is a non-destructive method of soil improvement, as it does not require excavation or removal of the existing soil. This makes it a suitable option for sites where preserving the natural soil profile is desired.
- ii. Effective Treatment of Fine-Grained Soils:** EICP is particularly effective in treating fine-grained soils such as silts and clays. These soils often have high compressibility and low shear strength, and EICP can help enhance their engineering properties, such as shear strength and permeability.

iii. Customizable Treatment: EICP treatment can be tailored to meet specific project requirements. The parameters, such as applied voltage, treatment duration, and choice of electrolyte, can be adjusted to achieve the desired changes in soil properties. This flexibility allows for optimization and customization of the treatment process.

iv. Improvement in Shear Strength and Bearing Capacity: EICP treatment increases the shear strength and bearing capacity of the treated soil. By enhancing the bonding between soil particles and reducing pore water pressure, EICP improves the soil's resistance to deformation and increases its load-bearing capacity.

v. Reduction in Settlement: EICP can minimize settlement in treated soils by compacting loose or poorly compacted soil layers. By reducing soil compressibility, EICP helps to mitigate long-term settlement issues, providing a more stable foundation for structures.

vi. Control of Soil Permeability: EICP reduces the permeability of soils, particularly fine-grained soils, by inducing electroosmosis and chemical precipitation. This can be advantageous for controlling seepage and improving the soil's resistance to water flow.

vii. Mitigation of Liquefaction Potential: EICP treatment can help reduce the potential for soil liquefaction during seismic events. By increasing the shear strength and densifying the soil, EICP improves the soil's resistance to liquefaction-induced instability.

viii. Environmentally Friendly: EICP is considered an environmentally friendly soil improvement technique. It utilizes low concentrations of chemicals and does not generate hazardous by-products. Additionally, it can be combined with bio-cementation techniques using biologically derived materials, further enhancing its eco-friendliness.

It's important to note that the effectiveness of EICP treatment may vary depending on site-specific conditions, soil characteristics, and project requirements. Proper design, monitoring, and evaluation by geotechnical engineers are crucial for successful implementation of EICP and to maximize its advantages for soil improvement.

10. Disadvantages of EICP in Soil

While EICP (Electrokinetic-chemical precipitation) offers several advantages for soil improvement, there are also some disadvantages and limitations associated with this technique. These include:

- i. Site Suitability:** EICP may not be suitable for all soil types or site conditions. Its effectiveness can vary depending on the mineralogy, grain size distribution, and hydraulic conductivity of the soil. Certain soil types, such as coarse-grained sands or highly permeable soils, may not respond well to EICP treatment.
- ii. Energy Consumption:** EICP requires the application of an electric current or voltage, which can consume significant amounts of energy, especially for larger-scale projects. The energy requirements can contribute to the overall cost and environmental impact of the treatment.
- iii. Treatment Time:** EICP treatment can be time-consuming, especially when multiple cycles are needed to achieve the desired improvements in soil properties. The treatment duration can range from weeks to months, depending on factors such as soil type, target property enhancement, and treatment parameters.
- iv. Limited Penetration Depth:** The depth of EICP treatment is limited by the electrical conductivity of the soil and the applied voltage. The electrochemical reactions and precipitation primarily occur in the vicinity of the electrodes, resulting in limited penetration depth. This may restrict the effectiveness of EICP in deeper soil layers.
- v. Maintenance and Monitoring:** EICP-treated soil requires ongoing monitoring and maintenance to ensure the long-term stability of the treated area. Monitoring may include periodic assessment of soil properties, electrochemical measurements, and inspection of the electrode system. Maintenance activities, such as electrode cleaning or replacement, may be necessary over time.
- vi. Environmental Considerations:** While EICP is generally considered an environmentally friendly technique, the choice of electrolyte and additives can have environmental implications. Care must be taken to select non-toxic and environmentally safe materials. Additionally, the disposal of waste solutions generated during the treatment process must be properly managed to prevent any adverse environmental impact.
- vii. Cost:** EICP treatment can be costly, considering factors such as equipment, materials, energy consumption, and labor requirements. The cost-effectiveness of EICP should be evaluated on a case-by-case basis, considering the specific project requirements and the availability of alternative soil improvement methods.

It is important to carefully assess the site conditions, soil characteristics, and project goals before considering EICP as a soil improvement technique. A thorough understanding of the advantages and disadvantages, along with proper design and monitoring can help determine whether EICP is the most suitable option for a given project.

11. Conclusion

Overall, EICP is a promising ground improvement technique that offers numerous benefits in terms of strength enhancement, permeability reduction, environmental friendliness, and cost-effectiveness. However, site-specific factors, soil suitability, and long-term performance should be carefully considered during the design and implementation of EICP projects. Further research and field applications will contribute to a better understanding of its long-term performance and broader implementation in geotechnical engineering projects.

12. Future Scope

EICP falls within the field of bio-geotechnical engineering, an emerging multidisciplinary discipline encompassing earth science, microbiology, ecology, and engineering. It has shown promise as a soil treatment method, but further research is needed to maximize its efficiency and commercial viability.

Previous studies have examined EICP-treated soil at both micro and macro scales. However, more research is required to scale up the process and conduct field tests under complex environmental conditions. Understanding the durability of EICP-treated soil when exposed to various environmental factors such as freeze-thaw cycles, wet-dry conditions, temperature, and humidity variations is essential.

Efficient implementation of EICP in situ necessitates a comprehensive understanding of urease production, handling, storage, and overall effectiveness. Optimizing the performance of the treatment process requires determining the optimum concentration of the solution and considering the chemical environment's impact.

Enzyme activity plays a vital role in the EICP process. Further advancements are needed to characterize urease catalyst behavior, allowing for improved quantification of urease activity based on factors such as enzyme protein mass, depletion rate, sorption properties, and solubility of free urease enzymes. The saturation level of the soil also affects the distribution of calcite precipitation, which correlates with the strength of EICP-treated soils.

The groutability of EICP is a significant concern since the cementing solution is water-based. Researchers have explored the use of hydrogels, biopolymers, and copolymers as additives to improve the retention of the cementing solution, distribution of calcite, and minimize soil segregation and cementation medium. Further investigation is necessary to fully understand and harness the benefits of these additives in EICP.

Overall, additional research is needed to address the optimization, durability, enzyme activity, and groutability aspects of EICP, in order to advance its implementation and fully unlock its potential benefits.

13. List of References

- i. <https://www.mdpi.com/1384244>
- ii. <https://doi.org/10.1016/j.jclepro.2020.122627>
- iii. https://www.researchgate.net/publication/280445959_Enzyme_Induced_Carbonate_Precipitation_EI_CP_Columns_for_Ground_Improvement
- iv. <https://www.ncbi.nlm.nih.gov/pmc/articles/PMC6362242/>
- v. <https://doi.org/10.1038/s41598-018-38361-1>