

# SPACE JUNK

---

**Ambarish G Garud** - Ambarishk4m@gmail.com

**Kangana S Dudhatra** - realkangana@gmail.com

**Govind P Shrimangale** - govinda.shrimangale@gmail.com

**Omkar C Phalke** - omkarphalke008@gmail.com

**B. J. Mohite** - bjmohite@gmail.com

Zeal Institute Of Business Administration, Computer Application& Research, Pune

## Abstract

*Space particles are a major situation over the gap that passed off in the modern-day as an ever-developing orbital populace. To get rid of an area particles item from its orbit, many techniques have been proposed. This space debris is Gathering at an excessive price and possibilities of unfavorable running satellites are pretty possible. So, it's far crucial and Vital to music and takes away the gap junk to avoid accidents and different dangerous sports in and around space. Getting rid of area particles from the Earth's orbit with the help of various technologies is a posing project for researchers. Energetic debris elimination (ADR) has become a sizeable element these days for medical and commercial space Management. Many principles and strategies, which generally tend to bring the accumulating risk to a halt had been classified And reviewed. In this paper, the point of interest will be on numerous secure disposal technology which can use to prevent the loss of Spacecraft to debris collision. This area debris performs a vital role in making plans for the missions of spacecraft and releasing automobiles. This paper illustrates the current technology and current scenario of lively area particles on earth's orbits. In the Prospect, space particles may be due to collisions alongside satellite tv for pc and spacecraft because of the variety of orbital items Persevere to assess at a price advanced to the fee at which normal forces eliminate from orbit.*

---

## Key Words:

Space debris, ADR, LEO, Removal Technologies, Orbits, Spacecraft, Collision.

---

## 1.INTRODUCTION

Space debris poses a major functional threat for aerospace operations. Active space debris has been predictable as a threat factor to any space operations. Agencies and concerned labor force are bothered with the growing quantum of space debris. Also, it includes possessors and agencies that launched the manned operations and precious satellites into the space. Considering the growing pitfalls, some nations began to take proactively step to dwindle the conformation of debris or cover means from debris. The end of this paper is to estimate the colorful ongoing technologies proposed for

space debris elimination. The debris is one of the major causes of a reasonable and defended space disquisition. Space debris is generally murderous when it's close to the Earth at Low Earth Orbit (LEO) and Geostationary Earth Orbit (GEO)

At present, approximately 950 operational satellites in our earth orbit and three areas hold 95 percent of outfitted satellites as depicted in fig. 1.

- Low earth orbit (LEO): 300 to 2,000 km altitude, 7 to 8 km/s orbital speed, 1.5 - 3 hour period.
- Semi-synchronous: 20,000 km altitude, 4 km/s orbital speed, Navigation satellites, 12 hour period.
- Geosynchronous: 36,000 km altitude, 3 km/s orbital speed, Communication or broadcast satellites, 24 hour period.

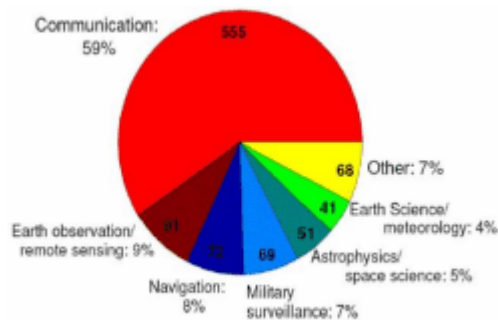


Figure 1: Currently satellite used for various areas [3].

Thus, the obliteration of satellites may lead to a extremity in the world frugality as well. The United States Space Surveillance Network (USSN) reports further than,000 objects that have larger than elevation of ringing Earth. also, there are predictable,000 bits and also pieces of space junk are in range of 40 elevation and3.93 elevation in size. Space debris is the most prominent environmental problem related to space conditioning and it becomes a serious trouble currently. A large number of satellites in our earth route is gradationally adding and will eventually be creating a serious hazard in space conditioning. Presently millions of space junk ringing the Earth at pets up to several kilometers per second. All space agencies in the world are launching satellites, spacecraft for colorful purposes which are veritably much essential for the development in the fields of dispatches, defense, rainfall soothsaying and space disquisition.

## 2. CURRENT SCENARIO: HISTORICAL GROWTH OF SPACE DEBRIS

The first- ever launch to route, Sputnik 1 happened on 4th October 1957(6). Thousands of satellites have been transferred to space and opened the field to all the space operations and eased livelihood. Our diurnal lives depend further and further on similar operations which turned out to be mandatory and strategically for climate, telecommunications, localization, security and defense, wisdom. As a result, further than 65 times different space

agencies are launching spacecraft into Low Earth route (LEO); this becomes a relatively serious problem




Figure 2: Space junk is growing up from 1957 to 2018 [7].

In the middle of 1957 and 2018, roughly 4600 launches have set nearly in the range of 6000 satellites into space. Along with these, 400 satellites were propelled past Earth into interplanetary. Orbital debris is man-made objects that are left in space, caused by a variety of reasons, as shown in fig. 3.



Figure 3: Manmade objects that are left in the space [10].

Space debris isn't constantly distributed on the entire space, clearly they move into the more common launch target regions, in particular in the LEO and GEO regions. The below graph demonstrates evaluation of the mass and volume of objects within Earth route. fig.4 demonstrates yearly figures of entered objects in Earth Routeways.

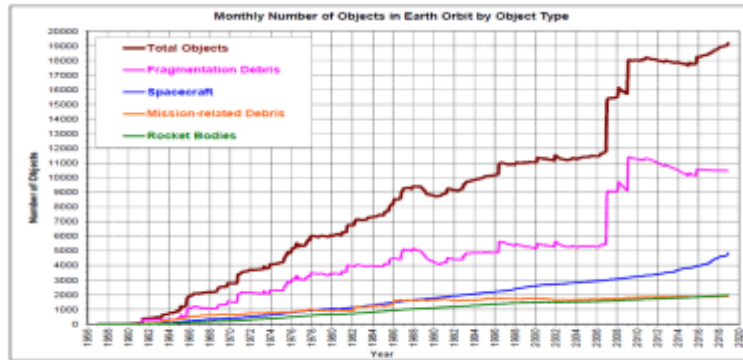


Figure 4: Evaluation of Number of Objects in Space over the Last 60 Years (NASA Orbital Debris, Quarterly News May 2019) [11].

These graphs describe an overview of entire substance in Earth route listed by the US Space Surveillance Network (USSN) (10). “Fragmentation debris” is the satellite and spacecraft fractions Junks and present over space in millions. The Earth route is an exceeding dilemma by cluster corridor of active space debris. Till May 2019, the volume of debris present in the earth route is demonstrated by ESA using arithmetical model. To rundown of the entire objects in Earth route as suggested by the U.S.SS (NASA Orbital Debris Program Office, 2019).

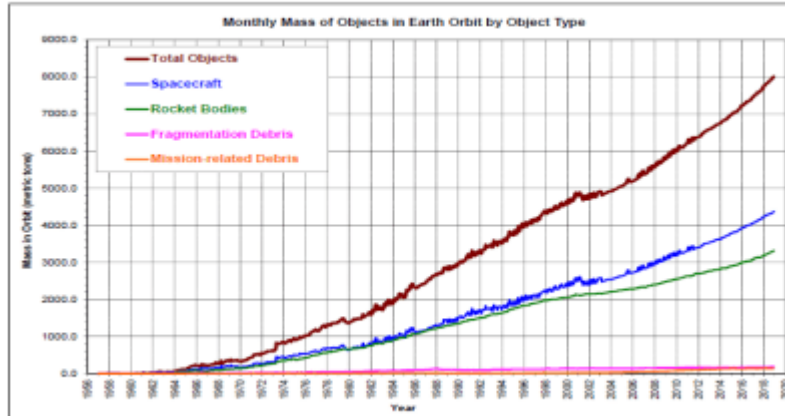


Figure 5: Illustrates the month to month mass of objects in Earth Orbits [10].

The graph shows the mass of entire patches in Earth route authoritatively classified via U.S. Space Surveillance Network. Mass of spacecraft in route is adding currently and it can produce a serious problem in space operations. A number of rocket bodies also are adding day by day over space. Space track of earth satellite population by 4th July, 2018 represents in probabilities ranges related with foremost RSO- type groups as explained in fig. 6. The total figures or chance is liable to disguise constrains to track or record debris in extremely elliptical and deep- space routeways

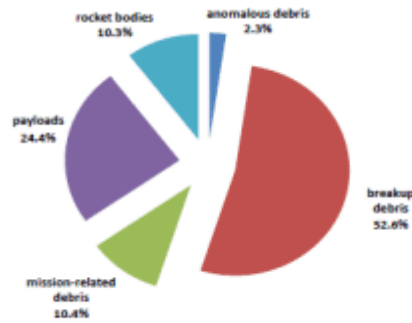


Figure 6: Space-Track of Earth Satellite Population (4 July 2018).

Union of satellite updates database three times a year. Further 1,950 active satellites are now orbiting in Earth, as listed in table 1 and plenty more could rapidly be joining them

Table 1: Total Number of Operating Satellites till March 2019

Country wise	Orbit wise	Area wise
United States: 901	LEO: 1,338	Government: 164
Russia: 153	MEO: 125	Civil: 38
China: 299	Elliptical: 45	Commercial: 523
Other: 709	GEO: 554	Military: 176

United States has launched maximum number of operating satellite till 2019. principally more number of satellite launch for marketable purpose in elliptical route. Route wise LEO

### 3. SPACE DEBRIS REMOVAL REFERENCE SCENARIO

Lately, the exploration verified that space debris is gradationally getting a veritably pivotal issue for the prospective use of external space( 12). Several studies suggested that the number of objects in route might grow and applicable collisions are caused by fractions produced by other collisions. This feedback collision consequence stressed for the first time in 1978 by Kessler and Cour Palais( 13) and has turned into popular as Kessler pattern still devoid of ever having had a severe description( 14).

It's doable to classify the growth progress into three major phases( 4- 15) 1960- 1996 The growth is roughly direct at a rate of 260 debris per times. 1996- 2006 The growth is roughly direct, most probably due to prosecution of debris mitigation. 2006- 2010 which two impact events fashioned further than 1250 debris per time. 2006- 2019 the growth is fashioned further than,062 debris per time. Collision threat in route induce different consequences it's no longer a problem of safety, but a marketable threat associated with the damage of active satellites, useful or frequently abecedarian in our day to day life. A collision between small debris,un-cataloged, and an active satellite can beget the functional loss( 16) of the spacecraft. Indeed, the kinetic energy released during a collision is being extremely high.

**Table 2: Present Estimation of Debris in Orbit [17]**

Debris	1 to 10 cm	Less than 10 cm
LEO Debris	400000	14000
Debris at all altitudes	750000	24000
Total	1150000	38000

An object can be tracked only if its size is larger than a given threshold. In order to define this threshold, it is possible to classify space debris in three orders (15) small, medium and large. Spacecraft can avoid possible collisions with large debris by maneuvering well in advance because large debris is traceable. Collisions with small debris can be defended by securities; still, those with medium debris can beget murderous damages to spacecraft.

**Table 3: Overview of the Operations of Space Debris**

Physical Size	Comments	Comments
Less than 10 cm.	Tracked and no efficient shielding	Absolute obliteration
1 to 10 cm.	Bigger objects may be tracked	Severe damage or absolute destruction
Less than 1 cm.	Can't tracked and Valuable shielding exists	Chances of damage

Space debris also classify in three groups by size as listed in table 3. Debris lower than 5 mm are entered as small and are considered non-traceable, debris between 5 mm and 10 cm are medium, again non-traceable and debris bigger than 10 cm is entered as large. The large debris is generally traceable.

#### 4. ACTIVE SPACE DEBRIS REMOVAL METHODS

There are several space debris junking generalities similar as ESA's drag addition system, JAXA's electrodynamic tether system, and solar passage propulsion system, and Texas A.M University's slingshot system, which motivated this exploration (30). Active junking are frequently fresh effective in terms of the quantum of collisions averted versus objects removed, once the posterior principles are applied for the choice of junking targets (32), which may be used to induce a criticality indicator and thus listed, consequently

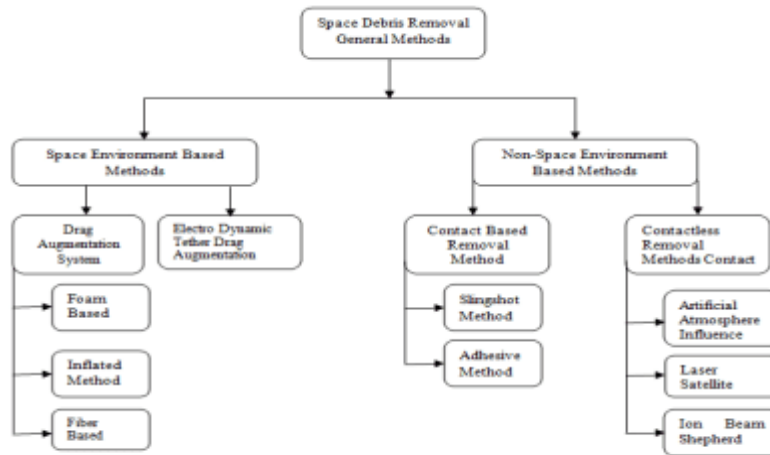


Figure 7: Space Debris Removal General Methods.

The chosen objects should have a high mass( they have the biggest environmental impact just in case of collision) Should have high collision chances(e.g. they must be in densely inhabited regions and have an outsized cross-sectional area) Should be in high mound( where the orbital period of time of the preceding fractions are long). thus, space debris junking styles are different from landing styles and classified into two forms videlicet space terrain grounded styles and non-space terrain grounded styles as depicted below in fig. 7. The most significant and able junking styles are Electro- Dynamic Tether( EDT), Drag Augmentation System( DAS), contactless and contact-grounded junking ways( 32). Space Environmental grounded styles correspond of Drag addition styles and Electro Dynamic Tether drag accruals.

#### 4.1 Drag Augmentation System

The ESA Clean- Sat program Cranfield University( 29) is growing family of drag addition system modules to alter small satellites in Low Earth Orbit( LEO) to accommodate space junk mitigation is the need of the hour. The purpose of www.tjprc.org SCOPUS listed Journal editor@tjprc.org this fashion is to throw out some substances through veritably small viscosity. thus, appearance is demanded using this methodology and space debris supporting this generality is introduced.

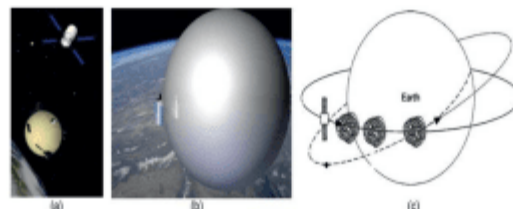


Figure 8: (a) Foam Based Method [29], (b) Inflated Based Method [30] (c) Fiber Based Method [31].

It's a debris junking system, in which drag of the object is increased by enhancing the area toward a mass rate of the objects. There's no necessity of close range rendezvous as this system allows larger distances between chaser and target. Colorful sizes of debris can be removed by using this system. There are three styles proposed by experimenters, the first one is froth grounded system, second is a fiber-grounded system and the third one is exaggerated system.

In froth-grounded system (29), chaser satellite ejects froth onto the target which sticks on the target and covers it to make a froth ball. In Fiber-grounded system, a fiber is extruded from a heat resource on the target. Principle of working of this fashion is related to froth-grounded system; the only difference is that it uses fiber rather than froth. An exaggerated base system is analogous to the froth-grounded system, in which froth ball is replaced (30) by an exaggerated ball. The exaggerated ball can be attached on board or on an active space debris object. Fiber-grounded elimination strategies employed filaments to remove a space debris object over space. The regulation of filaments junking system grounded on the rejection methodology proposed to remove debris (31).

Each one of these three strategies can be supported presenting their pros and cons but, as a matter of fact, the alternate one represents the most feasible option. Indeed, a strategy aimed to target each one of the millions of debris represents a huge task in terms of time and specialized conditions.

## 4.2 Electro Dynamic Tether

This system consists of a clean semiconducting tether (33) and two field electrode array cathodes using the power of electricity. Developed by EDT, JAXA primarily uses the geomagnetic field to re-up the Earth's atmosphere (33). EDT the system contains tube contractors at each end of the tether, to alter current to flow in both directions (34); also, the EDT junking fashion was formerly employed within route transfer and route maneuvering (35).

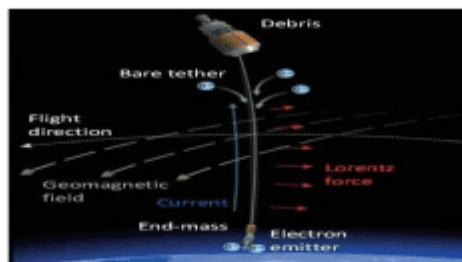


Figure 9: Working principle of Electrodynamic Tether [36].

This fashion is a constructive debris landing fashion, which consists of tube contractors at both split ends of the tether system. It permits the inflow of current in both side of tether. First electrode collects electrons and alternate radiate electrons to produce the current (33). Tether is generally multi-stranded to cover it from damages from debris impacts. Aluminum material is used in tether for their light weight construction.



### 4.3 Contact Based Removal Methods

These styles introduced the junking ways from space surroundings to remove space debris from Earth route. farther, non-space surroundings grounded ways are frequently separated into two major two orders contact-grounded and contactless junking styles. Contact grounded fashion could be constructed that takes benefit of an immediate interface among the software-grounded chaser satellites and spacecraft to target throughout the elimination styles of space debris (38). The sling-shot fashion and also tenacious fashion are two classic junking styles of space debris over space.




Figure 10: (a) Slingshot method [39] (b) Adhesive method [43].

### 4.4 Slingshot Method

Sling-Sat grounded may Remove Space Junk developed by the University of Texas as the name of “Sling-Sat Space Sweeper”. It's intended to remove several targets of debris in a single launch of satellite and reduction of energy for ADR(39). Also, confine a space debris objects and try to emit it towards over space. also it slides to different debris objects and exhibits the instigation accomplishes from the expatriation(44). The ‘Sling-Sat is Space Sweeper’ grounded on two collectors associated by same number of divisible masts, which are tri-scissors used in this system.

### 4.5 Adhesive junking styles

The tenacious methodology is projected by the “Astro Scale” in Singapore for chancing the result of orbital sustainability (45). In this fashion, ade-orbiting tackle accoutred with a propulsion module is frequently discharged from a shipper. The de-ringing accoutrements six in number plunging space junk also remove it from its main route. On the fore element of the tackle(42), a plate including silicon tenacious multipart is installed through a universal joint which comprises 20 degrees allowance for targeting the asked face. By espousing this methodology, roughly 1-2 tumbling rate can be achieved.

### 4.6 Contactless Removal Methods

Contactless junking styles On comparing contact and contactless grounded junking ways, the contactless junking fashion is influential. substantially contactless junking ways are demonstrated in Fig. 11 is an artificial atmosphere created by ion ray cowgirl and a ray system.

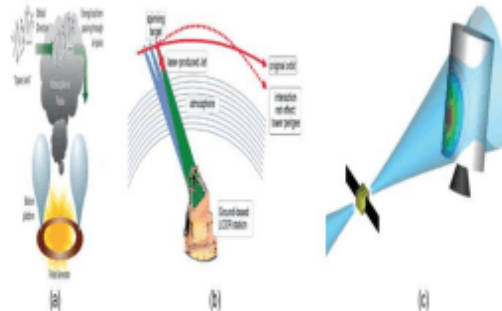


Figure 11: (a) Artificial Atmosphere [47] (b) Laser based system [28] (c) Ion Beam Shepherd [30].

On the base of the below three junking ways, ray-grounded system and Ion ray cowgirl may reduce the haste of debris by ejecting several objects in circles accordingly dispersing the mound.

#### 4.7 Laser Satellite

After all, it constantly holds expansive case to exclude the debris over space. Laser Satellite It's contactless grounded debris fashion, in which small and large size space debris can be excluded by shooting a palpitated ray onto the object which in turn reduces its haste and changes its altitude to move it graveyard route( 33). Owing to the use of high-intensity spotlights, there's a possibility of ablation of debris face which can further increase the number of debris. There are generally two types of styles suggested by experimenter's ground-grounded ray and space-grounded ray styles. still, it's further suitable to mileage space-grounded ray fashion( 50).

#### 4.8 Ion Beam Shepherd

Ion Beam Shepherd It's a contactless grounded junking system( 51) in which an extremely collimated annulled tube ray is expelled on debris lowering or elevating its altitude, as depicted infig. 12. Shepherd satellite is equipped with a propulsion system which emits a largely collimatedquasi-neutral tube ray with huge instigation towards space debris.

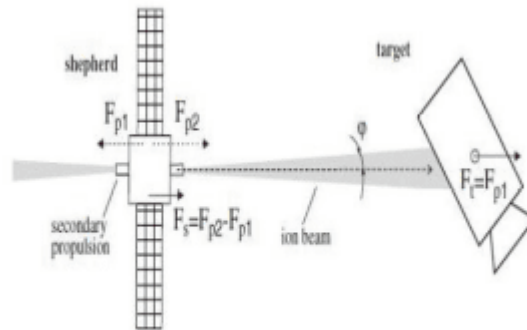


Figure 12: Representation of Ion beam shepherd for de-orbiting space debris [53].

Annulled tube ray fashion is used to circumvent the net charge on satellite and spacecraft. This gives a competent fashion for contactless space debris junking.

## 5. OBSERVATION AND CONCLUSION

This paper presents the brief preface about the current script and utmost used junking styles of active space debris. multitudinous studies have shown that the position of compliance with the mitigation rules should be advanced than 90 percent to frontier the growth of space debris in Earth route the last once two decades. nearly all junking styles are set up to be compatible with unalike shapes, sizes, types, and routeways of space debris. colorful space junking styles have been suggested by numerous experimenters. still, not a single space junk has been excluded till date form space only because of the complication and high cost of the charge.

It 'll be accessible to design a technical artificial satellite having 25 to 30 times of charge for defended disposal of the space junk. An artificial satellite can track the active debris within the space and dispose it. Small debris is delicate to trace, thus nearly " unnoticeable ", hence there's no way to help similar collisions. Collisions among large objects are veritably infrequently, taking place every 5 to 8 times depending on models, but they induce a large number of new debris, and can, thus, increase the global threat in route significantly. This rejuvenescence effect following collisions raises the threat of the number of debris.

## 6. REFERENCES

1. Zhongyi Chu a, Jingnan Di a, Jing Cui b., "Analysis of the effect of attachment point bias during large space debris removal using a tethered space tug", Acta Astronautica 139, pp.34-41, 2017.
2. Shin-Ichiro Nishida, Satomi Kawamoto, Yasushi Okawa, Fuyuto Terui, Shoji Kitamura, "Space debris removal system using a small satellite", Acta Astronautica 65, pp. 95–102, 2009.
3. V.A. Shuvalov, N.B. Gorev, N.A. Tokmak, G.S. Kochubei, "Physical simulation of the long-term dynamic action of a plasma beam on a space debris object", Acta Astronaut. 132, pp. 97-102, 2017.
4. Wen, Quan, et al. "Removing small scale space debris by using a hybrid ground and space based laser system." Optik

141 pp. 105-113, 2017.

5. Zhang, Fan, et al., "Dynamics modeling and model selection of space debris removal via the Tethered Space Robot", Proceedings of the Institution of Mechanical Engineers, Part G: Journal of Aerospace Engineering 231.10, pp. 1873-1897, 2017.

6. Takahashi, Kazunori, et al. "Demonstrating a new technology for space debris removal using a bi-directional plasma thruster", Scientific reports 8.1, pp. 14417, 2018.

7. R. Benvenuto, M. Lavagna, P. Lunghi, et. al., "Tethered-Tugs for Active Debris Removal: Microgravity Experimental Validation of Dynamics and Control", Proc. 7th European Conference on Space Debris, Darmstadt, Germany, 18–21 April 2017.

8. Liedahl, D. A., et al. "Pulsed laser interactions with space debris: target shape effects." Advances in Space Research 52.5, pp.895-915, 2013.

9. Andrenucci, M., P. Pergola, and A. Ruggiero, "Active removal of space debris-expanding foam application for active debris removal", ESA Final Report, 2011.

10. Nock, Kerry, et al. "Gossamer Orbit Lowering Device (GOLD) for safe and efficient de-orbit", AIAA/AAS Astrodynamic specialist conference, 2010.

#### **Web Sites Referred**

1. [https://en.wikipedia.org/wiki/Space\\_debris#Hazards](https://en.wikipedia.org/wiki/Space_debris#Hazards)
2. [https://www.nasa.gov/mission\\_pages/station/news/orbital\\_debris.html](https://www.nasa.gov/mission_pages/station/news/orbital_debris.html)