

Study on Social Media Marketing

NAME : ANANT SHUKLA

GALGOTIAS UNIVERSITY, GREATER NOIDA

Abstract- The paper aims to find out about how social media marketing is changing in India by examining its impact on consumers and on brands. Using details gathered from 60 respondents, the study points out that Instagram and YouTube are the popular choices for young people in consuming brand material. The research points out that reels, stories, and ads from influencers win more consumers' trust and make them more active. Moreover, as the study indicates, users are becoming more troubled by seeing ads too often, repeat advertising, and privacy concerns, so marketers should make sure they use ads that are both visible and meaningful to each consumer. Working on its own, the research uses the Technology Acceptance Model and Uses and Gratification Theory to explain factors affecting people's preferences for media platforms. To sum up, recommendations are provided for marketers to tailor their content to the right audience and recommend appropriate actions, even though the sample size and region's representation are limited. All things considered, this study highlights the progress in India's digital marketing world and shares tips for better social media engagements.

Keywords- Social Media Marketing, Consumer Behavior, Influencer Marketing, India, Instagram, Digital Advertising, Brand Engagement.

I. INTRODUCTION

During the past decade, social media has greatly changed the way marketing works worldwide. Because people in India use cheaper smartphones, enjoy better internet, and make use of services like Instagram, YouTube, Facebook, and LinkedIn, brands have new methods to connect with them. Earlier, marketers depended only on one-way communication through old media, such as television, radio, and newspapers, but today, they are turning to digital media that make it possible for people to interact, join in live events, and share their content. Nowadays, social media marketing turns out to be a low-cost and alive way to tell a brand's story, engage with customers, and make sales. Since Indians are using technology more and more, companies now have to modify their marketing strategies to stay ahead.

The problem statement describes the main obstacle in the project's objective.

Even though social media marketing is more important in India, people are not fully aware of which platforms and content styles have the biggest influence on buyers. Many brands need to improve their online campaigns since they find it hard to reach their audience because of overloaded digital spaces, unclear targets, or unfamiliar cultural details. In addition, the updates made by algorithms and people's rising concerns about privacy and too many ads have made it hard for companies to hold onto their customers. More studies are needed to understand the way Indian consumers react to marketing going on through social media and the influence of influencers. This study aims to cover the gap by checking how people use social media and which aspects play a part in successful social media marketing in India.

Objectives of this study

The main goal of this research is to see how social media marketing influences consumer behavior in India. The study is focused on accomplishing the following aims:

Determine the social media apps that most Indian consumers like to use.

Investigate the ways in which content forms such as videos, reels, and memes affect people's engagement with the brand.

Check if seeing influencer ads or users' posts have an impact on consumers' purchases.

Be aware of how consumers view matters like trust, privacy, and how appropriate ads are to them.

Recommend useful strategies to marketers on how to plan social media programs that work for Indian customers.

Another important part of conducting a literature review is to ask research questions, which are guiding ideas for the study. To accomplish the objectives, the research is based on a few important questions.

On which social networks do Indian consumers usually interact with brands?

What kinds of social media content are considered to be the most popular and powerful?

Does the opinion of influencers and other users influence the trust and the need to purchase products?

Which worries do people bring up concerning the use of social media for advertising?

How can marketers boost their social media strategies in the Indian community?

Why is the study important?

This study is useful both in the real world and in academics. Thanks to analytics, marketers can know consumers better and adjust their campaigns on social media to be more suitable and meaningful to their audience. When competition is strong in the digital space, finding out what appeals to users can give companies an important advantage for achieving their marketing goals, increasing their brand loyalty, and encouraging more users to buy. The study gives academicians and researchers new insights into social media marketing in India, which is still a developing field. By linking international marketing concepts to what happens in India's digital world, this research makes the theories more understandable and relevant to use. In addition, it shows how people's shopping habits change in a multicultural environment.

There are aspects that this research does not cover since each subject has its own limits.

This research only investigates how social media users in India, in the age group of 18 to 34, think and act, since they are the

group that is most involved in using the Internet. All the research data is from 60 respondents who were surveyed using a properly structured questionnaire. The study pays attention to Instagram, YouTube, and Facebook and checks how consumers react to different kinds of content, influencers, and advertising online. Yet, its limits include having only a small number of participants and mainly sharing the views of people in cities and towns, so it may not include all users. Moreover, the method used was cross-sectional, so the findings are just a momentary picture and do not show fast changes in the social media world. Nevertheless, the findings in the study give useful ideas and will set the stage for more research on social media marketing in India.

II. LITERATURE REVIEW

Social media marketing (SMM) has become an important support in digital marketing, mainly due to India's quick digitization. The main idea of SMM is that it creates opportunities for people to connect, get personalized experiences, and take part in building the community. Rather than only hearing ad messages, users of social media get the chance to impact them through likes, shares, comments, and any user-made posts (Moedeen et al., 2023). Because India has 467 million people using social media, the digital marketing sector there is very energetic (Author Unknown, 2025). Since mobile internet has reached almost everyone, cultural stories in local languages are available, and people use mobile devices, Instagram, YouTube, and Facebook have become key for brands to reach people. It has been confirmed by many experts that the most successful social media marketing uses content that is easy to relate to, trustworthy, and visually attractive (Shetty, 2024; Doshi, Nigam, & Rishi, 2023). Since Indians put importance on being genuine, content that is engaging and personal has greatly affected people's views and actions towards brands. This activity is partly explained in a theoretical way by TAM and Uses and Gratification Theory, which outline that usefulness and gratification are important for people's engagement with social media (Reddy et al., 2025). In addition, eWOM has become significant in influencing consumer trust and their decisions to buy, since people tend to believe reviews and recommendations from others or influencers more than statements from the businesses.

Since new platforms are appearing and consumers' attention is changing rapidly, marketers in India must change their strategies all the time. Even though Instagram and YouTube are popular among millennials and Gen Z everywhere, regional applications such as ShareChat and Moj are gaining ground in Tier 2 and Tier 3 cities because of their use of local language and area-specific ways of engagement. Social media is the preferred choice for more than 70% of Indian users to breeze through what is new in the market and communicate with brands, as shown in the Ipsos 2024–25 digital marketing study. At the same time, more digital ads are causing people to get tired of content, worry about privacy, and doubt a brand's genuineness (GranthaALayah, 2023). Therefore, companies are choosing to use micro-influencers, engaging with their customers in real time, and AI to compete in the market. Now more than ever, social media managers use Meta Business Suite, Google Analytics, and Hootsuite to find out what is working or not, enhance their communication strategies, and improve results. Even so, academic studies on SMM in India so far have mostly concentrated on urban people and businesses in the fashion and retail industries. We often do not know very well how different kinds of Indian users

experience social media campaigns and whether AI performing more tasks on social media affects their loyalty over time. This study tries to cover these gaps by looking at social media marketing, its popularity across various platforms, and what Indian consumers think about them all in one analysis.

III. RESEARCH METHODOLOGY

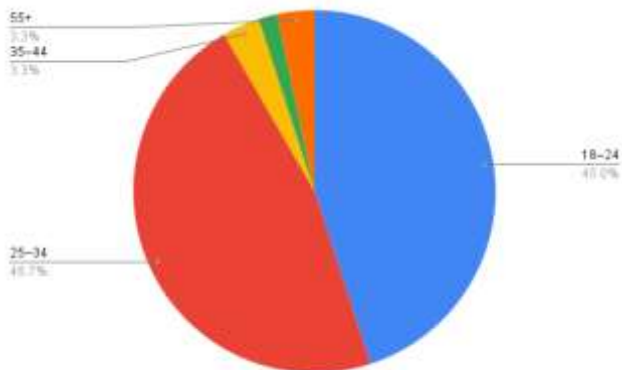
By conducting quantitative research, the study seeks to find out the trends of consumer behaviors, certain platforms used, and engagement with marketing content in India. The investigation used a descriptive and cross-sectional design to record details from the sample at one particular moment and for the analysis of present-day trends without making any changes to outside elements. Google Forms made it possible to make a questionnaire and offer it digitally to everyone, so everyone could answer with little effort and at no cost. The questionnaire was made so that it only collecting information from people who were actively participating in social media. A total of 20 closed questions structured the instrument, and they were put into five main sections addressing age, social media usage, what kind of content one likes, what methods of engagement are used, and impression of influencer marketing. The data was collected from 60 Indian individuals aged 18 and above by means of non-probability convenience sampling, focusing mostly on people living in urban and semi-urban locations. The survey featured students, professionals, people who stay at home, those who work for themselves, and retirees, and this made sure the opinions were varied while handling the issue of sample size. Even though it limits the applications of the findings, convenience sampling fits well in studies that can't access a randomized group. Information gathered was put into tables in Microsoft Excel and Google Sheets and statistics such as frequencies and percentages were applied to find the important trends. Various graphs and charts were used to bring out the key points and make things clearer. Appropriately, data were compiled using crosstabs to see how people responded based on their demographics. Despite using only descriptive statistical analysis because the study is not big, consumers' behaviors and preferences are still shown clearly. During the entire research process, attention to ethics was very careful. People taking part in the study were told the reason for the study and were promised their privacy and anonymity. The survey did not ask for any information that could identify someone, and by taking part, each participant gave their consent. Reliable education research follows high academic standards that forbid using any trickery or pressure. Even though the methods used are strict, the study knows that the help seekers they interviewed were mostly from cities and that the study might suffer from response bias due to being self-reported. Although there are certain restrictions, the research succeeds in giving a relevant and meaningful look at social media marketing's development in India. Taking a close look at consumer responses, this methodology helps build positive evidence for how the marketing, trust, and content preferences of Indian users work in the digital sector.

IV. DATA ANALYSIS AND INTERPRETATION

The following section gives a detailed analysis of the data gathered from the survey questionnaires sent to 60 people in India. The goal is to find out about how customers use the platform, how much they interact with it, and what impact content has on them in social media marketing. The basic and main tables from the thesis are presented in this version of the research paper, and each one is paired with the preferred graph type and explained in detail to present the study's key points.

Table 1: Age Group of Respondents

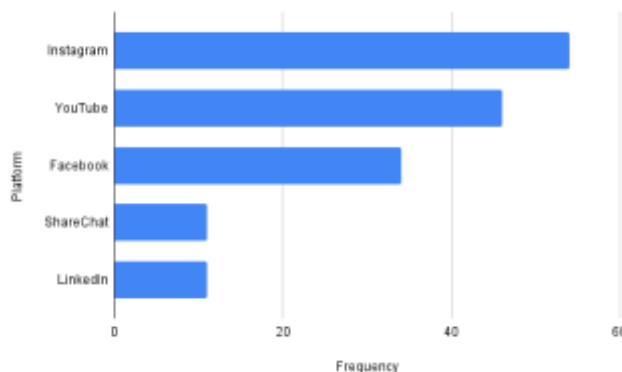
	Frequency
18–24	27
25–34	28
35–44	2
45–54	1
55+	2
Total	60


Graph 1: Distribution of Age Groups Among Respondents (Pie Chart)
Interpretation:

Almost all the survey participants are between 18 and 34, with 45% being in the 18–24 group and 46.7% in the 25–34 group, together counting for over 91% of the group. It is especially important to know this kind of demographic information, since younger consumers rely more on digital tools and use social media the most in India. How they prefer to interact with the brand directs the future steps of digital marketing. Because there are not many older users on social media, it shows that marketing campaigns in India still target young people. As a result, marketing experts should preset their strategies on formats, ways of talking, and platforms that fit with these generations.

Table 2: Social Media Platforms Used by Respondents

	Frequency
Instagram	54
YouTube	46
Facebook	34
ShareChat	11
LinkedIn	11
Total	60

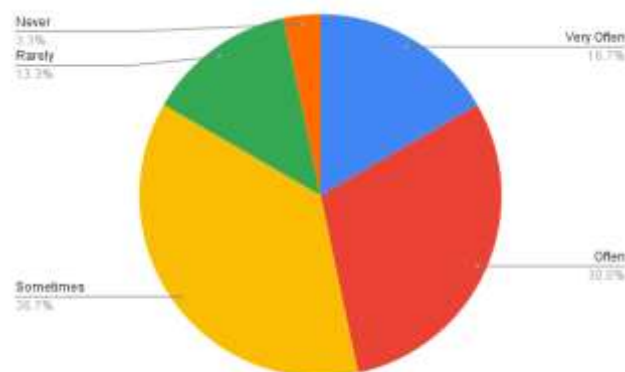

Graph 2: Preferred Social Media Platforms (Bar Graph)
Interpretation:

Instagram reaches the highest number of participants, with 90% stating they use it, next is YouTube (76.7%) and then Facebook (56.7%). This proves that most people are now inclined to see visual material before anything else. Instagram is popular because it offers short clips known as reels and stories, but

YouTube attracts people through its long videos and a variety of knowledgeable or fun tutorials. These days, Facebook is most used by older people and for bringing people together in groups. Even though less popular, ShareChat is for regional language users and LinkedIn is made for professionals. Therefore, marketers should give top priority to visual platforms on mobile and include various other platforms in their strategy to address particular groups of consumers.

Table 3: Frequency of Engagement with Brand Content

Engagement Level	Frequency
Very Often	10
Often	18
Sometimes	22
Rarely	8
Never	2
Total	60


Graph 3: Frequency of Consumer Engagement with Brand Content (Pie Chart)
Interpretation:

83.3% of the respondents stated they look at brand content at least sometimes, among them 16.7% said they look at it regularly and 30% said often. Since users are very active, this finding shows that digital strategies are helping brands to create engagement. The research points out that often using relatable, creative, and recognizable brand messaging helps the brand communicate regularly with people. Even though, a little minority does not use the application at all, which may be due to the app having too much content or information that is not interesting to them. Therefore, marketers should modify their content and post it at appropriate times to interest users and avoid them getting tired of it.

V. DISCUSSION

The results of the analysis show how social media marketing in India is changing and why younger people's digital habits and interest in brands are being strongly affected. Since most respondents are in the 18–34 age group, companies need to focus on them since this group influences the digital sphere the most. The fact that they mainly use Instagram and YouTube, whose formats are mostly videos and emphasize short stories, proves that brands are leaning towards engaging and interactive advertisements. The fact that a great number of people report occasionally interacting with brands points to a group of online consumers that is ready to hear marketing messages whenever they come in a helpful context. The high rate of engagement goes along with worldwide and national trends that now focus on marketing that caters to people's needs rather than just broadcasting messages. Nevertheless, the data seem to show new issues, like ad fatigue and unsuitable content, which may lessen users' interest and loyalty to the brand if they are not fixed through better use of engaging content. Given that

Instagram and YouTube are popular among many, marketers are urged to alter their messages and images to suit both platforms. In addition, the information from engagement reveals that it is still important to regain consumer interest through realness, influencer ties, and interactive approaches. Such findings fit together with accepted models that attribute the adoption and use of technology to how easy it is to use and the enjoyment it provides. As a result, it is obvious that in India, social media marketing attracts and influences users, yet its achievements rely on marketers keeping up with new innovations, respecting users' wishes, and walking the line between being visible and ensuring good user experience.

VI. CONCLUSION AND RECOMMENDATIONS

Based on the complete review of users' responses and the way they use social media, it has been found that this form of marketing is now very effective for brands in India, especially when it comes to reaching out to young adults aged 18 to 34. It is evident that consumers interact mostly on Instagram and YouTube by watching videos and images, so marketers should make these channels part of their main digital strategies. The findings of the survey prove that people are open to brand messages when they see them on content like reels, stories, memes, and social media influencers. But because of content fatigue, privacy worries, and the threat of overexposure, marketers should not overuse or invade users' privacy. It is shown that personalization is very valuable, as users are more interested in content that matches their interests, everyday habits, and opinions. For this reason, marketers are suggested to take advantage of data analytics and AI technologies to make content relevant and reduce the chances of losing the audience. Also, small influencers and real users can make a brand's messages feel more trustworthy and familiar, which is something that corporate statements often do not have. The research suggests marketers should use a unique approach on Instagram, YouTube, and other emerging platforms, as users' preferences and the type of content are not the same. Ensure users' data is dealt with in an ethical manner, and helps reduce individual concerns about privacy, as well as avoid repeated advertising by varying both the ads and the frequency. Making content fit local language, culture, and region can increase its audience in both semi-urban and rural areas, where more people are using the internet. Furthermore, by checking customer attitudes often using social listening, companies can make changes in real-time and behave in a prompt manner. This study helps advance digital marketing studies by linking worldwide engagement theories to the Indian digital world and underlining how culture and technology are connected in this market. Although the study is aware of its weaknesses, such as a small number of participants from urban areas, its conclusions are still very useful for creating better digital plans in the future. In future studies, researchers should involve a wider range of respondents, study participants' past and present activity online, and include data on ROI and CAC to give a better view of social media marketing success. All things considered, social media is more than a tool for communication and has become a thriving environment full of influence and activity. As such, it requires careful control, ethical actions, and deep knowledge of Indian consumers as their needs change constantly.

REFERENCES

- Com, M. B. (2023). *A Case Study on Social Media Marketing Campaigns in India*. RESEARCH REVIEW International Journal of Multidisciplinary, 8(6), 151–156.
<https://doi.org/10.31305/rrijm.2023.v08.n06.020>
ajmjournal.com+[1ajmjournal.com](http://ajmjournal.com)+[1rrjournals.com](http://rrjournals.com)
- Beharay, A. V., & Harchekar, J. S. (2024, June). *A Fundamental Study on Social Networking Advertising*. Manuscript submitted for publication.
[researchgate.net](https://www.researchgate.net)
- Mahajan, S., & Vij, S. (2022). *Social Media Marketing Practices in Indian Companies: A Content Analysis*. In *Dynamics of Management in a Digital World* (pp. 41–56). Seema Sahitya Bhawan.
<https://doi.org/10.5281/zenodo.14531607>
[researchgate.net](https://www.researchgate.net)
- Howe, S. (2025, March 14). *Social Media Statistics for India [Updated 2025]*. Meltwater. Retrieved from Meltwater blog.
[voguebusiness.com+2meltwater.com+2cyfuture.com+2](https://www.voguebusiness.com+2meltwater.com+2cyfuture.com+2)
- Bhatia, S. (2023, December 29). *Trends Shaping Social Media Marketing in India 2024*. Cyfuture. Retrieved from Cyfuture blog. [cyfuture.com+1forbes.com+1](https://www.cyfuture.com+1forbes.com+1)
- Kumar, N., Chandarana, Y., Anand, K., & Singh, M. (2019). *Using Social Media for Word-of-Mouth Marketing*. arXiv. <https://doi.org/10.48550/arXiv.1908.08298> arxiv.org
- Palaniswamy, N. (2021, July). *Social Media Marketing (SMM): A Strategic Tool for Developing Business for Tourism Companies*. arXiv. <https://doi.org/10.48550/arXiv.2107.03895>
ajmjournal.com+3arxiv.org+3researchgate.net+3
- Madan, G. D. (2022, June 19). *Understanding Misinformation in India: The Case for a Meaningful Regulatory Approach for Social Media Platforms*. arXiv. <https://doi.org/10.48550/arXiv.2207.01508> arxiv.org
- Stallkamp, J., & Schotter, A. (2019). *Linking Social Media Usage and SME's Sustainable Performance: The Role of Digital Leadership and Innovation Capabilities*. *Journal of Business Research*, 125, 815–826.
[sciencedirect.com](https://www.sciencedirect.com)
- Rathore, A. K., Ilavarasan, P. V., & Dwivedi, Y. K. (2016). *Social Media Content and Product Co-creation: An Emerging Paradigm*. *Journal of Enterprise Information Management*, 29(1), 7–18. dl.acm.org
- Rauniar, R., Rawski, G., Yang, J., & Johnson, B. (2014). *Technology Acceptance Model (TAM) and Social Media Usage: An Empirical Study on Facebook*. *Journal of Enterprise Information Management*, 27(1), 6–30.
dl.acm.org
- Gupta, N. (2020). *Digital Marketing: Trends, Opportunities, and Challenges*. *Asian Journal of*

- Management. <https://doi.org/10.5958/2321-5763.2020.00066.9>
ajmjournal.com+[1ajmjournal.com](http://ajmjournal.com)+1
13. J S, R. K., Ghouse, S. M., & Reddy, T. N. (2021). *Influence of Social Media on Voter Behaviour. Asian Journal of Management.* <https://doi.org/10.52711/2321-5763.2021.00055> ajmjournal.com
14. Datta, B., & Kaushik, P. (2019). *Brand Awareness through Instagram Advertising. Asian Journal of Management.* <https://doi.org/10.5958/2321-5763.2019.00017.9>
ajmjournal.com+[1ajmjournal.com](http://ajmjournal.com)+1
15. Raman, B. V., & Jaiswal, S. (2017). *Impact of Social Media Marketing on Business Exposure and Customer Response: A Study on Educational Institutes of Chhattisgarh. Asian Journal of Management.* <https://doi.org/10.5958/2321-5763.2017.00128.7>
ajmjournal.com+[1ajmjournal.com](http://ajmjournal.com)+1
16. Meltwater & We Are Social. (2025). *Global Digital Report 2025*. In *Social Media Statistics for India* (M. Howe, Ed.). Meltwater. meltwater.com
17. Gordon, A. (2023). *India Social Media Management Market (2024–2030) Outlook*. 6Wresearch. (Market report). 6wresearch.com
18. BJP IT Cell. (2018–2023). *The BJP's Online Campaign and Citizen Involvement in India's 2014 & 2023 Elections. International Journal of Communication, 10*(2016), 1–18. en.wikipedia.org+1ft.com+1
19. Dholakia, U. (2022). *Advanced Introduction to Digital Marketing*. In *Digital Marketing & Social Media Strategies*. [Book]. en.wikipedia.org
20. Sridhar, S. (2021). *Marketing Strategy: Based on First Principles and Data Analytics* (2nd ed.). [Book, includes digital/influencer strategies section]. en.wikipedia.org