

TRIPIFY: A DIGITAL TRAVEL SCRAPBOOK

¹Fathima Rosna T A, ²Fathima Hannath, ³Mohammed Hashid, ⁴Ashfaq A A, ⁵Parvathi

¹Student, ²Student, ³Student, ⁴Student, ⁵Assistant Professor (CSE)

Computer Science and Engineering Department,

Nehru College of Engineering and Research Centre (NCERC), Thrissur, India

Abstract - This abstract introduces Tripify, an innovative digital platform designed to revolutionize the way individuals document, organize, and share their travel experiences. Tripify serves as a comprehensive online hub where users can create personalized travel scrapbooks, seamlessly integrating multimedia content and leveraging advanced features for enhanced storytelling. Capture each journey's essence with creative flair, Share your adventures, making memories easy to share. A personalized tour guide, mapping your explorations, A community of travelers, inspiring new destinations. In summary, Tripify represents a paradigm shift in the realm of digital travel scrapbooking.

KeyWords: User-friendly interface, Community engagement, Social sharing, Adventure discovery, User-centric design

INTRODUCTION

Welcome to Tripify - Your Gateway to Digital Travel Exploration! Embark on a journey of memories and discovery with Tripify, your premier destination for digital travel scrapbooking. Whether you're an intrepid globetrotter, a weekend adventurer, or a seasoned explorer, Tripify invites you to chronicle your travel experiences in a whole new way. Tripify isn't just another travel website; it's a dynamic platform where you can craft your own digital scrapbook, capturing the essence of your journeys with multimedia richness.

Signing up for Tripify opens the door to a world of creativity and connectivity. As a member of our vibrant community, you'll gain access to tools and features that make scrapbooking a breeze. Our intuitive interface allows you to organize your memories chronologically, thematically, or by location, ensuring that every story finds its perfect format. But Tripify isn't just about creating; it's about sharing and exploring too. Once you've crafted your masterpiece, share it with the world and inspire fellow travelers with your tales. And when you're in need of inspiration for your next escapade, dive into the treasure trove of scrapbooks created by others. Get lost in the narratives, discover hidden gems, and let your wanderlust run wild. At Tripify, we believe that every journey is a story waiting to be told. So, whether you're reminiscing about past adventures or planning future ones, join us on this exhilarating voyage of exploration, creativity, and community. In summary, Tripify represents a paradigm shift in the realm of digital travel scrapbooking. By combining user-centric design with cutting-edge technology, it empowers individuals to transform their travel memories into immersive

narratives and connect with a global community of like-minded adventurers.

LITERATURE REVIEW

[1] TRAVEL SCRAPBOOKS : CREATING RICH VISUAL TRAVEL NARRATIVES

Data Collection: Accessing photos and albums of people from the user's social networks, along with any associated metadata. Data Augmentation: Analyzing the data collected, identifying links between the data and content from online sources, and retrieving the online information marked as relevant. Scrapbook Rendering: Visualizing these information correlations in an interactive scrapbook form that is appropriate for users to explore. Drawbacks are that it is Not Customizable, Non shareable, Not a tour guide.

[2] ELECTRONIC TOUR GUIDE FOR ANDROID MOBILE PLATFORM WITH MULTIMEDIA TRAVEL BOOK

Global positioning system(GPS):GPS is the system for positioning over satellite .It helps to tag the location of the places we explored. Electronic Map and Tourist Information: Electronic map is a file or document in an electronic device or computer that may represent a cartographics area that is equivalent to paper chart. Functional characteristics and detailed description of the system: The advantage off this system is reflected in the rapid achievement of audio and visual information based on current info ,faster and more creative and a little time making electronic travelouge. Drawbacks : Inflexible, Not Customizable, Not a standalone platform.

[3] MOBILE PHOTO COLLAGE

Proposed Photo Collage Algorithm: The proposed algorithm consists of four main modules: (i) image ranking; (ii) ROI selection; (iii) ROI packing; and (iv) blending. Image Ranking : The goal of image ranking is to select the most distinctive and informative images from a set of input images by computing the importance of images. ROI Selection : From the local importance map which contains pixelwise importance, the ROI is obtained in an iterative and greedy region-growing manner. ROI Packing: In the packing process, the K-means clustering algorithm is applied to the canvas area to deduce the initial location and size of each ROI. Image

Blending: Final step of the proposed algorithm is blending.
Drawbacks : Limited Customization, Not a tour guide, Only for personal purpose

[4] A FRAMEWORK FOR TOURIST RECOMMENDATION SYSTEM EXPLOITING GEO-TAGGED PHOTOS

Finding Location Using Hashing : The geo-coordinate data from the given photos are available as continuous floating-point values for the latitude and longitude. Semantic Annotations : The geographical locations identified as a result of hashing are need to be annotated with semantic tags to describe the location. Profiling Location : Once the tourist locations have been identified by hashing the geo-coordinates of the photos and have been annotated with semantic tag based on their spatial proximity and the aggregated locations, this step involves formulating profiles of locations. Generation of Trip Model : Here, we extract travel trajectories of different tourists from geo-tagged photos and generate trip models from them which represent canonical move sequences among tourist places. Drawbacks : No Scrapbook Feature, No Personal Preference, Photo collage Unavailable.

[5] PERSONAL PHOTO ORGANIZER BASED ON AUTOMATED ANNOTATION FRAMEWORK

Context Information Generator : Time and location information record for each photo refers to the actual time and location of the camera at the moment of capture. Semantic Concept Detector : Building semantic concept detector is a well-known solution for bridging the semantic gap in multimedia retrieval. Face Recognition Model : To automatically annotate faces in images. Drawbacks : No Mapping, Not flexible, Lack of personalized guidance.

[6] SCRAPBOOK:AN INTERACTIVE WORKSPACE USING DIGITAL AND PHYSICAL CONTENTS

Interactive projector prototype: To provide multitouch interface to a projection based system, we modify a color independent 3D depth sensing technique using random infrared code patterns. 3D depth can be calculated by uniform random code patterns and comparing disparity with the base pattern. Designing the scrapbook: Users can create digital contents by uploading digital images or creating themselves by using image stamps and drawing directly with their fingers. Drawbacks : Non Shareable, Not a tour guide, Mapping Features Unavailable.

[7] A FRAMEWORK FOR GUIDING TRAVELERS AND PROMOTING OF DIFFERENT TOURIST DESTINATIONS IN THE PHILIPPINES USING MOBILE PLATFORM

Travel Feed Module The Travel Feed Module contains a Philippine Map which allows the user to view the other user's post about their travel experiences.Travel Buddies Module The Travel Buddies Module contains the list of the user's travel buddies.Top Ranked Places Module The Suggested Places Module allows the user to view the top five ranked places in the Philippines. It also has a weather forecast to give the user information about the weather of that certain place. Drawbacks :No Scrapbook Feature, No personal preference, Photo collage Unavailable

[8] TOURIST SPOT RECOMMENDATION APPLYING GENERIC OBJECT RECOGNITION WITH TRAVEL PHOTOS

Keyword Retrieval : We use a generic object recognition function of Microsoft's Computer Vision API [11] to recognize subjects taken in past travel photos, and then assign the photos keywords corresponding to the subjects as tags.Graph Visualization : Incorporating graph visualization into a digital scrapbook can enhance the storytelling experience by adding depth and context to the data presented. User interface for selecting purposes of travels : We developed a new visual user interface which displays clusters of photos and keywords based on the graph layout result. It is implemented on the top of cola. Drawbacks :Inflexible, Not Customizable, Non Shareable.

PROBLEM STATEMENT

Despite the sentimental value of old photo collages, preserving and sharing them in the digital age poses significant challenges. Traditional photo collages are often fragile, susceptible to damage, and not easily shareable or accessible.

Converting these cherished memories into a digital scrapbook format presents obstacles such as digitization, organization, and customization.

Thus, there is a pressing need for a solution that effectively bridges the gap between traditional photo collages and modern digital scrapbooking methods, enabling users to preserve, share, and cherish their memories seamlessly in the digital era.

PROPOSED SYSTEM

The proposed Tripify, an innovative platform where travelers can create personalized digital scrapbooks featuring photo collages and detailed descriptions of their adventures. This digital travel scrapbook not only preserves cherished memories but also serves as a practical tour guide for others.

Users can easily compile and customize their travel experiences with rich narratives and geotagged locations, offering an interactive way to explore destinations. Social sharing features encourage community engagement, enabling users to inspire and be inspired by fellow travelers. With Tripify, each journey becomes a vivid story told through visuals and words, fostering a global community united by a passion for exploration and discovery.

This section presents a detailed overview of Tripify : Streamlining Tripify , A digital travel Scrapbook and outlining its six key modules. They are given below:

1. User Authentication and Profile Management:

Allows users to register, login, and manage their profiles.

2. Templates and Themes:

Use pre-designed templates or themes to give your scrapbook a cohesive and professional look. These can provide a consistent style throughout your project.

3. Captions and Journal Entries : Add text boxes or sections where you can write captions or journal entries to provide context and share your thoughts and memories.

4. Geolocation Services and Mapping Features: Integrates geolocation services and mapping features to add context and visual representation to scrapbook content. Enables users to plot travel routes, mark significant locations, and explore interactive maps within Tripify.

5. Content Organization and Management: Facilitates the organization and management of scrapbook content, including categorization by trip, location, date, or theme.

6. Privacy and Security: Provides options for users to control the visibility and accessibility of their scrapbooks and personal information.

RESULTS AND DISCUSSION

Tripify transforms travel memories into vibrant digital scrapbooks. Users register and log in securely to create photo collages enriched with descriptive narratives of their adventures. It serves as a personalized tour guide, allowing exploration through geotagged locations and shared experiences. The platform fosters community interaction, inspiring travelers with real-life insights and recommendations. With robust security measures in place, Tripify ensures the safe preservation and sharing of travel stories, making it a valuable resource for wanderers worldwide.

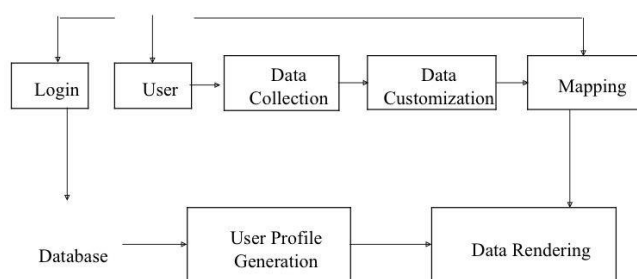


Fig 1: System Architecture

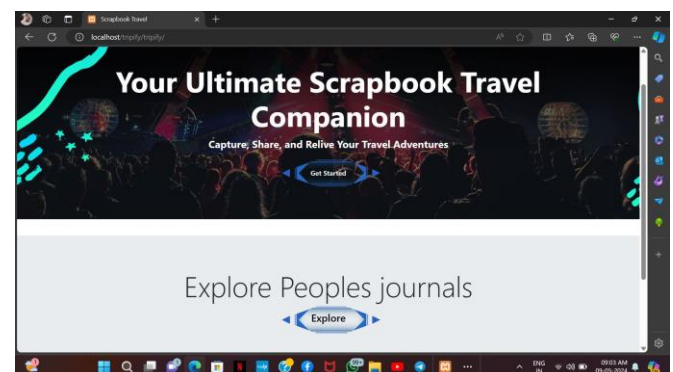


Fig 2: Home Page

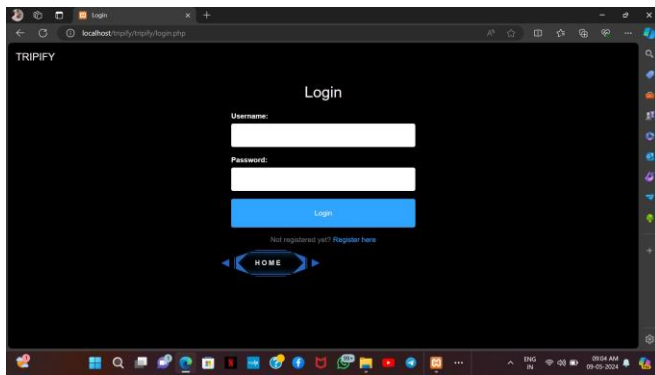


Fig 3: Signup Page

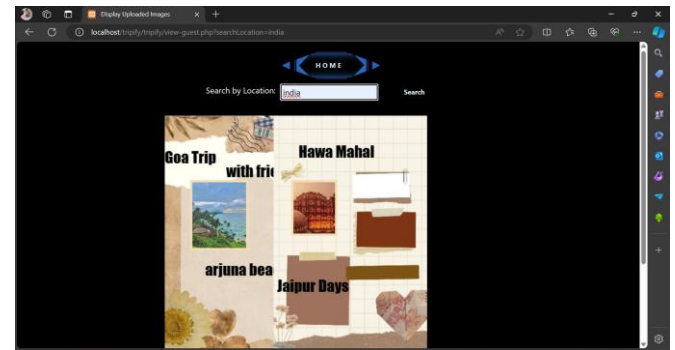


Fig 6: Explore Page

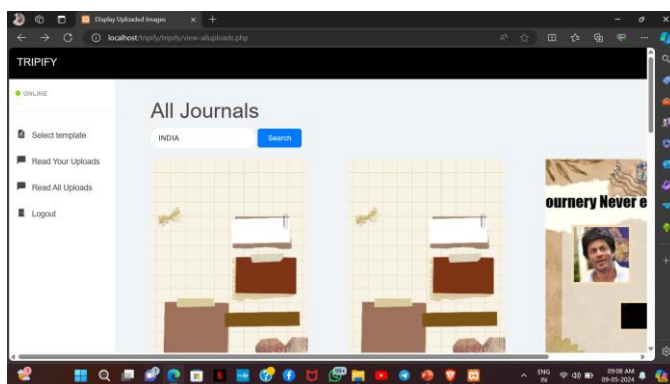


Fig 4: Dashboard Page

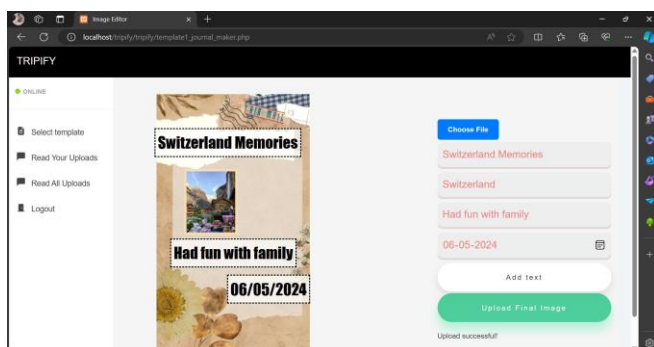


Fig 5: Editing Page

CONCLUSION

In conclusion, Tripify emerges as the epitome of digital innovation in the realm of travel scrapbooking. By seamlessly integrating functionalities such as sign-up, login, scrapbook creation using templates, text and location additions, media uploads, and location-based exploration, Tripify has revolutionized the way travelers document and share their adventures. Its user-friendly interface empowers individuals to transform their travel experiences into captivating digital narratives, preserving memories for a lifetime. As Tripify continues to evolve, the possibilities for enrichment and expansion are boundless. With potential enhancements in social integration, advanced editing tools, and personalized recommendations, Tripify is poised to solidify its position as the premier destination for travel storytelling. In essence, Tripify not only captures the essence of wanderlust but also fosters a vibrant community of explorers, united by their shared passion for adventure and discovery.

REFERENCES

1. TRAVEL SCRAPBOOKS : CREATING RICH VISUAL TRAVEL NARRATIVES Vidya Setlur, Agathe Battestini,Xianghua Ding, IEEE.
2. ELECTRONIC TOUR GUIDE FOR ANDROID MOBILE PLATFORM WITH MULTIMEDIA TRAVEL BOOK Vladimir Mladenovic,Member IEEE.Maja M.Lutovac,Senior Member IEEE.
3. MOBILE PHOTO COLLAGE Man Hee Lee,Nitin Singhal,Sungdae Cho,In Kyu Park,School of Information and communication Engineering, IEEE.

4. A FRAMEWORK FOR TOURIST RECOMMENDATION SYSTEM EXPLOITING GEO-TAGGED PHOTOS M.Thenmozhi, S.Harshitha, Meher Gayathidevi, C.Sreenija Reddy , Assistant Professor,IEEE.
5. PERSONAL PHOTO ORGANIZER BASED ON AUTOMATED ANNOTATION FRAMEWORK Kai-En Tsay ,Yi-Leh Wu, Maw-Kae Hor, Cheng-Yuan Tang, Department of Computer Science and Information Engineering National Taiwan University of Science and Technology,IEEE.
6. SCRAPBOOK:AN INTERACTIVE WORKSPACE USING DIGITAL AND PHYSICAL CONTENTS Sungyong Shin, Dong Wong Lee, Gi-su Heo, Kyoung-Ju Noh, Huen-Tae Jeong Electronics and Telecommunications Research Institute, Daejeon, Republic of Korea,IEEE.
7. A FRAMEWORK FOR GUIDING TRAVELERS AND PROMOTING OF DIFFERENT TOURIST DESTINATIONS IN THE PHILIPPINES USING MOBILE PLATFORM Emeliza R Yabut, Charles Michael C. Te , Ermarie Nicole L. Faeldonea , Cyril M. Lepiten , Jan Patrick A. Villadores , Marilou N. Jamis , Rosauero E. Manuel, IEEE.
8. TOURIST SPOT RECOMMENDATION APPLYING GENERIC OBJECT RECOGNITION WITH TRAVEL PHOTOS Risa Kitamura, Takayuki Itoh, Ochanomizu University, Tokyo, Japan, IEEE.